



16



17

CAROLINA HURRICANES MEDIA GUIDE



99.9^{FM} THE FAN ESPN

THE OFFICIAL STATION OF CANIAC NATION

**Mike & Mike
in the Morning
6-10am**



**Adam Gold &
Joe Ovies
3-7pm**

wralSPORTSfan.com



@999TheFan



@999TheFan



99.9TheFan

TABLE OF CONTENTS

Gale Force Holdings/Hurricanes Directory	2
Peter Karmanos Jr.	3
Hurricanes Holdings, LLP	4
Executive Management	6
Ron Francis	7
Hockey Management	8
Hurricanes Coaches	10
Hockey Operations	12-13, 16
Medical Staff	14
Equipment Managers	15
Scouting Staff	13
Broadcasters	17
Full-Time Staff	18
2016-17 Organizational Roster	24
Player Biographies and Statistics	26
Players in the System	87
Minor League Affiliations	104
Community Relations	108
Hurricanes vs. Opponents: 2016-17	116
2015-16 in Review	148
Hurricanes Players: 2015-16 Game by Game	156
2015-16 Transactions	161
All-Time Player Trades and Acquisitions	162
Year-By-Year History	169
NHL Recaps	208
Attendance	209
All-Time NHL Rosters	211
All-Star Games/Olympians/Milestone NHL Wins	231
NHL Draft History	232
Franchise Records	239
Hurricanes in the Playoffs	264
Media Information	278
NHL General Information	281
Medical Glossary	284
2016-17 Game and Television Schedule	287

CREDITS

Editors: Mike Sundheim, Kyle Hanlin
 Contributors: Michael Smith, Nikki Stoudt, Kirsten Brierley, Malinda Dietrich, Kenzie Schmidt, Carolyn Gilbert, Hillary Hollinger
 Photographer: Gregg Forwerck, Getty Images
 Design and Production: Lauren Baxter

CAROLINA HURRICANES HOCKEY CLUB

PNC Arena (Hockey capacity: 18,680)

1400 Edwards Mill Rd., Raleigh, NC 27607

Main Phone: 919/467-7825

Main Fax: 919/462-0123

Ticket Information: 866-NHL-CANes

Website: CarolinaHurricanes.com

Colors: Red, White, Silver and Black

Minor League Affiliates: Charlotte Checkers (AHL); Florida Everblades (ECHL)

Cable Television Rightsholder: Fox Sports Carolinas **Radio Flagship:** WCMC 99.9 FM The Fan

CLUB DIRECTORY

EXECUTIVE MANAGEMENT

Chief Executive Officer/Owner/Governor Peter Karmanos Jr.
President Don Waddell
Chief Financial Officer Dennis Moore
Executive Vice President/General Manager Ron Francis
Executive Vice President/General Manager, PNC Arena Davin Olsen

HOCKEY OPERATIONS

Assistant General Manager / Director of Hockey Operations Mike Vellucci
Assistant General Managers Ricky Olczyk, Brian Tatum
Head Coach Bill Peters
Assistant Coaches Rod Brind'Amour, Steve Smith
Goaltending Coach David Marcoux
Video Coach Chris Huffine
Director of Defensemen Development Glen Wesley
Director of Forwards Development Cory Stillman
Assistant to the General Manager/Video Scout Darren Yorke
Hockey Analyst Eric Tulsy
Head Athletic Trainer/Strength & Conditioning Coach Peter Friesen
Assistant Athletic Trainer Doug Bennett
Equipment Managers Skip Cunningham, Bob Gorman, Jorge Alves
Director of Amateur Scouting Tony MacDonald
Amateur Scouts Sheldon Ferguson, Robert Kron, Bob Luccini,
. Bert Marshall, Don Elland
Pro Scouts Dave Hunter, Joe Nieuwendyk, Jeff Daniels, Mark Craig
Vice President of Communications and Team Services Mike Sundheim
Senior Director of Communications and Team Services Kyle Hanlin
Hockey Operations Coordinator Beth Carter
Charlotte Checkers Head Coach/General Manager Ulf Samuelsson
Charlotte Checkers Assistant Coach Peter Andersson
Video Coach, Charlotte Checkers Myles Fee
Head Athletic Trainer, Charlotte Checkers Brian Maddox
Strength & Conditioning Coach, Charlotte Cherk Bryn-Marc Conaway
Equipment Managers, Charlotte Checkers Steve Latin, Donny White

BROADCASTERS

Television Play-by-Play John Forslund
Television Analyst Tripp Tracy
Radio Play-by-Play Chuck Kaiton
Sideline Reporter/Host Michelle McMahon

ADMINISTRATION

Receptionist Janet Davis

ARENA OPERATIONS

Vice President of Guest Relations, PNC Arena Larry Perkins
Director of Arena Marketing Crystal Pace
Executive Assistant Sarah Woo
Customer Care Coordinator Taylor Link
Director of Safety and Security Clinton Peterson
Director of Parking and Traffic Jared Wright
Director of Event and Guest Services Bobbie Nichols
Sr. Director of Premium Sales Jack Brockman
Director of Premium Services Jonathan Kramer
Senior Premium Services Coordinator Alan Foushee
Premium Services Coordinator Allyson Buckmeier
Director of Production Rob Douglas
Marketing Coordinator Lindsey Hall
Production Manager TBD
Production/Event Coordinator Kim Chandler
Arena Office Manager Hilman Huskey
Senior Director of Facilities and Operations Alan Wobbleton
Director of Operations and Facilities Craig Stover
Operations Manager Melvin Terrell
Operations Supervisor Alan Sykes
Facilities Supervisor Sean Sollace
Vice President of Ticket Operations Bill Nowicki
Director of Arena Box Office Joe Sousa
Arena Box Office Manager Erin Latore
Assistant Ticket Operations Manager Chris Jovino
Ticket Operations Representative Ray Hall
Ticket Operations Supervisor Erica Tillman
Ice Technician Jared Dupre

MERCHANDISE

Director of Merchandise James Blitch

FINANCE/INFORMATION TECHNOLOGY

Senior Vice President/General Counsel William Traurig
Director of Finance Shaun Nicholson
Accounts Payable Michael Arrington
Accounts Receivable Patty Hilliard, Temika Smith-Harris
Payroll/Human Resources Crystal DeDitius, Keitha Stanley
Senior Accountant Hilary Taylor
Vice President of Information Technology Glenn Johnson
Director of IT Services Myatt Williams
Client/Server Technologist Larry Kelly
Java Developer Michael Brush
Assistant to the CFO Cris Folmer

FOOD AND BEVERAGE

Senior Director of VAB Catering Chris Diamond
Director of Concessions Rick Rhodes
Concessions Manager Jim O'Brien
Assistant Concessions Manager Barbara Couch
Concessions Administrative Coordinator Cindy Medlin
Manager of F&B Financials, In-Seat Services Lori Holtz
Commissary Manager Gary Berry
Executive Chef Michael Flood
Executive Sous Chef Dennis Atkinson
Sous Chef Kevin Heintz
Chef Garde Manger Lecan Huynh
Banquet Chef Pete Aiello
Chef De Partie Joseph Magenheimer
Suites Chef David Smith
Director of Catering Frankie McGee
Catering Manager Melissa Fulkerson
Commissary Supervisor Matthew Kraft
Assistant Catering Manager Jill Rheutan
Catering Administrative Coordinator Shannon Hignite
Manager of Suites Food and Beverage Hollie Hawkins
Suites Food and Beverage Assistant Manager Todd Nichols

MARKETING

Vice President of Marketing/Executive Director, Kids 'N Community Foundation Doug Warf
Director of Marketing Mike Forman
Director of CanesVision and In-Game Marketing Chris Greenley
Director of Community Relations and Promotions Jon Chase
Web Producer Michael Smith
Manager of Creative Services Lauren Baxter
Graphic Designer Kyle Fowlkes
Social Media Specialist Coop Elias
Marketing Coordinator Nikki Stoudt
Video Producer TBD
Producer, CanesVision and Wolfpack TV Christine Williams, Nathan Hess
Graphics Producer, CanesVision and Wolfpack TV TBD
Youth and Amateur Hockey Coordinator Shane Willis
Mascot Coordinator George Brown
Promotions/Fan Development Coordinator Jonathan Boggs
Community Relations Coordinator/KNCF Grant & Event Specialist Gabby Pinto
Community Relations Coordinator Laura Fazzina
Team Photographer Gregg Forwerck

SALES

Vice President of Corporate Partnerships Jim Ballweg
Senior Corporate Sales Executive Johnny Gill
Corporate Sales Executive Ryan Martin, Doug Dickman, Lane Cody
Manager of Client Services Marie Bobalik
Manager of Corporate Sponsorships Justin Buck
Vice President of Ticket Sales Sara Daniel
Director of Ticket Sales Ron Hecht
Account Executives: Business Development Derek Allen, Tim Campbell, Dean Lucero,
. Jimmy Naughton, Anthony Marino, Tyler Wallace
Manager of Client Service & Retention Ryan Erdman
Customer Relationship/Database Coordinator Jenna Jones
Inside Sales Manager Dennis Fryer
Senior Client Relations Representative Greg Perna
Client Relations Representatives Joe Welch, Max Szilagyi, Michael Musialowski
Director of Group Sales Tammy Mires
Hurricanes Group Sales Manager Brian Kapusta
PNC Arena Group Sales Manager Brian Slais
Senior Group Sales Representative Rich Davis
Group Sales Representatives Paul Friedlander, Christina Monterosso
Ticket Sales Assistant Karen Prince



PETER KARMANOS JR.

CHIEF EXECUTIVE OFFICER / OWNER / GOVERNOR

Peter Karmanos Jr. is the principal owner/governor and chief executive officer of the Carolina Hurricanes, as well as the chairman and co-founder of MadDog Technology. On Nov. 9, 2015, he was inducted into the Hockey Hall of Fame in the category of Builder—defined as an individual who has contributed to the development of the game of hockey, moving the game forward.

Karmanos, 73, has been involved in hockey for more than 40 years, making an impact in youth hockey, the Ontario Hockey League (OHL), the ECHL and the National Hockey League (NHL). He created the Compuware Youth Hockey Program in the 1970s, a system that has since produced 15 national championships, 34 state championships, 235 Division I scholarship hockey players and 14 NHL first-round draft picks. Alumni of Compuware youth hockey include Eric Lindros, Pat Peake, Pat LaFontaine, Mike Modano, Brian Rolston, David Legwand, Ryan Kesler, Kevin Hatcher, Derian Hatcher and Jacob Trouba.

Prior to selling the Plymouth Whalers in 2015, Karmanos owned OHL franchises for more than 30 years, winning his first OHL championship with Windsor in 1988. In 1989, he founded the first American-based OHL franchise, which later became the Plymouth Whalers. Plymouth won OHL titles in 1995 and 2007 and produced 18 NHL first-round selections and more than 90 players drafted into the NHL. Alumni of Karmanos' OHL teams include James Neal, Justin Williams, Tyler Seguin, Brian Berard, Gregory Campbell, Stephen Weiss and J.T. Miller. Karmanos' OHL franchises have also produced a number of managers and coaches at the NHL level, including Pittsburgh Penguins General Manager Jim Rutherford, Winnipeg Jets Head Coach Paul Maurice, San Jose Sharks Head Coach Peter DeBoer and Hurricanes Assistant General Manager Mike Vellucci.

Karmanos acquired an NHL franchise, the Hartford Whalers, on June 28, 1994, and relocated the franchise to Raleigh, NC, in 1997. Since their arrival in North Carolina, the Carolina Hurricanes have captured three division titles (1999, 2002, 2006), two Eastern Conference championships (2002, 2006) and the 2006 Stanley Cup, the first major-league sports championship for the state of North Carolina. The Hurricanes also hosted the NHL Draft in 2004 and the NHL All-Star Game in 2011. Karmanos also owned the ECHL's Florida Everblades for 15 seasons, capturing the ECHL's Kelly Cup championship in 2012.

In addition to his selection to the Hockey Hall of Fame, Karmanos has collected a number of major awards during his career as a hockey builder, including the Lester Patrick Award (outstanding service to hockey in the U.S.), the Bill Long Award (outstanding contributions to the OHL) and the USA Hockey Distinguished Achievement Award. He is also a member of the Michigan Sports Hall of Fame and the United States Hockey Hall of Fame.

Karmanos attended Wayne State University in Detroit. He founded Compuware in 1973 with two partners who, with Karmanos, pooled their tax return money to start the company. Karmanos' initiative and business prowess were recognized in 1989 by the Institute of American Entrepreneurs, which named him Entrepreneur of the Year. In April 1999, Karmanos ensured that his company would not lose sight of its roots when he decided to relocate more than 4,100 highly-skilled jobs from Compuware's headquarters in Farmington Hills, Mich., to Campus Martius, a business district in the heart of downtown Detroit. He retired from his position of executive chairman of Compuware in March 2013.

Along with his business and hockey interests, Karmanos is widely known for his philanthropy, particularly in the area of cancer research. In 1995, Karmanos established the Barbara Ann Karmanos Cancer Institute in Detroit, with donations that now total in excess of \$60 million. The institute is one of only 39 in the United States granted "comprehensive cancer center" status by the National Institute of Health, and the only one of the 39 named after a woman.

Karmanos resides in the Detroit area with his wife Danialle, and their sons Socrates, Leonidas, Spiros and Aristides. He now has seven sons and nine grandchildren. Danialle—in addition to her ongoing work as a nationally acclaimed video producer—founded Danialle Karmanos' Work It Out (DKWIO). A 501(c)3 organization, DKWIO fights childhood obesity by providing kids with the tools they need to make healthy choices. By helping kids achieve health in mind, body and spirit, DKWIO has touched the lives of thousands of at-risk children in the Detroit and Triangle communities.

As an award-winning writer, producer and director, in 2008 Danialle was tapped by Governor Jennifer Granholm to serve on the newly-chartered Michigan Film Office Advisory Council. In a 2010 Michigan-wide election, Danialle was elected to serve an eight-year term on the Wayne State University Board of Governors. She also works tirelessly on behalf of the Karmanos Cancer Institute, partnering with the organization to develop memorable creative content. Her creative talents also led Danialle to become a founding member, Board member and past chair of the critically-acclaimed Museum of Contemporary Art Detroit (MOCAD). She also serves on the boards of the Michigan Opera Theatre and the College for Creative Studies, and is a trustee for the Parade Company, the non-profit organization responsible for the renowned America's Thanksgiving Parade and numerous other family-oriented events in Metropolitan Detroit.



Hurricanes Holdings, LLC

Hurricanes Holdings, LLC, owns the Carolina Hurricanes and operates PNC Arena. Majority owner Peter Karmanos Jr. is joined by 18 minority investor groups in the ownership of the Hurricanes franchise.

Twelve of the 18 partners are: Michael Kahn, Capitol Broadcasting Company, Inc. (James Goodmon), Ice Puck LLC (Orris Temple Sloan, Jr.), Clancy & Theys Construction (David Tim Clancy, Joel Thomas Irving Clancy, Kathryn Virginia Clancy, Robert Todd Clancy, Sarah Elizabeth Sturm), Hurricanes Investment, LLC (Abel Zalcborg, Barbara Zalcborg), Whitney Holdings Inc. (Frederick J. Whitney, Timothy M. Whitney), Playmakers Management, LLC (Ron Francis), Greengarden DRC, LLC (Eliza Kraft Olander and Brian McHenry), Mark and Tara Rein, Chuck Hammel, Michael and Melissa Colantuoni and Duane and Margo Fitch. The remaining six investment partners have chosen to keep their partnerships private.



Michael Kahn

Born and raised in Atlanta, Michael Kahn has been involved in a family-owned wine and spirits business all of his life. He is the chief operating officer of Empire Distributors Inc., originally founded by his grandfather in 1940. Kahn, who has been nominated as Outstanding Philanthropist of the Year, currently resides in Charlotte with his wife, Wendy, and three sons. Kahn is the Owner and Governor of Carolina's American Hockey League affiliate, the Charlotte Checkers.



James Goodmon

Capitol Broadcasting Company, Inc.

Capitol Broadcasting Company, Inc. is a locally-owned communications company which owns WRAL-TV, WRAX-TV, WRAL-FM, WCMC-FM, WDNC-AM, WCLY-AM, Microspace, CBC New Media Group and Wolfpack Sports Marketing in the Triangle; WJZY-TV and WMYT-TV in Charlotte; WILM-TV and Sunrise Broadcasting in Wilmington, NC; and real estate interests including the American Tobacco Project and Diamond View office buildings in Durham. Jim Goodmon serves as President and CEO of Capitol Broadcasting. Capitol Broadcasting Company owns and operates the Durham Bulls of the International League, the Triple-A affiliate of the Tampa Bay Rays, and Capitol property 99.9 The Fan (WCMC-FM), which is the flagship station of the Carolina Hurricanes' radio network.



Temple Sloan, Jr.

Temple Sloan, Jr., has sat or is currently sitting on the boards of some of the most prominent businesses in the Triangle community. He currently serves as chairman of the board for General Parts International, Inc., Trail Creek Investments, Inc. and Highwoods Properties. He was the former Lead Director for Lowe's Companies and also for Bank of America, as well as a partner of Ready Mix Concrete and Al Smith Buick. Sloan was inducted into the North Carolina Business Hall of Fame in 2010.



Clancy & Theys Construction

Clancy & Theys Construction was founded in Raleigh in 1949 by brothers-in-law E.I. Clancy and John Theys. Today the company is owned by the late E.I. Clancy's family, and is managed by his sons. Tim Clancy is president, and his brother Tick is executive vice president. Clancy & Theys provides a diverse range of construction and construction management services for public, commercial, industrial, retail and residential clients. In addition to its Raleigh headquarters, Clancy & Theys operates offices in Wilmington, Charlotte, Newport News, VA, and Orlando, FL.



Ron Francis

Following a Hall of Fame hockey career, Ron Francis joined the Hurricanes front office in 2006, where he currently serves as Executive Vice President and General Manager. The Sault Ste. Marie, Ont., native retired from his on-ice career on Sept. 14, 2005, following a career in which he established himself as the greatest player in franchise history. Francis scored 549 goals and earned 1,249 assists (1,798 points) over 23 NHL seasons with Hartford, Pittsburgh, Carolina and Toronto, and ranks fourth in NHL history in points, behind only Wayne Gretzky, Mark Messier and Gordie Howe. Francis won the Stanley Cup twice with Pittsburgh (1991, 1992) and was inducted into the Hockey Hall of Fame on Nov. 12, 2007.




Barbara Zalcborg



Abel Zalcborg

Abel and Barbara Zalcborg

Abel and Barbara Zalcborg are co-founders of OFM, Inc., a family-owned importer and distributor of office furniture to the trade located in Holly Springs, NC and Phoenix, AZ. OFM is a past winner of the Triangle Business Journal's "Fast 50" award, recognizing the fastest-growing private companies in the Triangle. The Zalcborgs' professional interests also include partnership in a land development company in Holly Springs and Clayton, NC, and a private jet charter company at RDU. Devoted philanthropists, Barbara and Abel Zalcborg's professional interests include commercial and development, a private jet charter company and The Daniel Dhers Action Sports Complex. They are also devoted to support Children's Flight of Hope, Kids 'N Community and The Frankie Lemmon School. Abel and Barbara have two children, Blake Zalcborg and Cara Zalcborg Hylton, who each reside in the area.



Frederick Whitney



Timothy Whitney

Whitney Holdings Inc.

The investment corporation, Whitney Holdings Inc., was created by Frederick J. Whitney and Timothy M. Whitney in August 2011 for the purpose of investing in the Carolina Hurricanes Hockey Club. Originally from Cleveland, Frederick has called Raleigh home since 1974. He began his professional career as a city planner before becoming a financial planning investment advisor. Born in 1978, Timothy Whitney is a Raleigh native. He joined Frederick in the financial planning industry and operates as a portfolio manager. Together, the father and son team are partners of Whitney Wealth Management. Frederick and Timothy are active supporters of the local community and believe that Raleigh greatly benefits from the presence of a professional sports franchise.



Eliza Kraft Olander



Brian McHenry

Eliza Kraft Olander and Brian McHenry

Eliza Kraft Olander is retired from the business world and focuses on community development and philanthropy. Brian McHenry is President of McHenry Software. Together they are involved in many national and local charitable organizations, including the Frankie Lemmon School, Triangle Wine Experience, YMCA, SPCA, Band Together and Children's Flight of Hope. They have two children, Michael Olander, Jr., who lives in Raleigh and owns O2 Fitness Clubs in the Triangle and eastern North Carolina, and Amanda McHenry Keesee, a U.S. Naval officer who recently moved back to North Carolina with her husband, Cody Keesee, who is also a Naval officer.



Chuck Hammel

Chuck Hammel is President and owner of PITT OHIO, a successful regional transportation company. Headquartered in Pittsburgh, PA, PITT OHIO operates in ten states, with 21 terminals and more 2,600 employees, and provides its customers with the most reliable service the less-than-truckload (LTL) industry has to offer. Hammel is also highly involved in his community, serving on the Board of Directors for the Pittsburgh Branch of the Federal Reserve Bank of Cleveland, Allegheny Conference on Community Development and Riverlife, as well as on the Board of Trustees for Senator John Heinz History Center. He is a member of the Federal Reserve Bank of Cleveland Business Advisory Council, Mayor's Economic Development Panel, Allegheny County Transportation Vision Team and Duquesne Club. Chuck and his wife, Kristen, have four boys, and live in Sewickley, PA, a suburb of Pittsburgh.



Mark Rein




Tara Rein

Mark and Tara Rein

Mark Rein is the vice president and co-founder of Epic Games, a video game development company based in Cary, NC. Epic Games is well known for the creation of the Unreal Engine technology, which powered the Unreal series of first-person shooters, Infinity Blade series for mobile platforms, as well as the Gears of War series for Xbox 360. The company, which was established in 1991, moved its headquarters to the Triangle in 1999, and today has more than 300 employees worldwide. Originally from Toronto, Rein and his wife, Tara, live in Raleigh with their three children.



Michael Colantuoni




Melissa Colantuoni

Michael and Melissa Colantuoni

Michael and Melissa Colantuoni, along with their two children Anderson and Ashleigh, settled in Raleigh in 2009 after following Michael's executive finance occupation to Boston, San Jose, Colorado and Ohio. Michael completed his high-tech business career at AT&T, where he was in charge of finance, planning and strategy. For more than a decade, Melissa has been Director of Finance & Administration at Visual Action Software, a visualization-based data discovery company. Michael serves on the Board of the Frankie Lemmon Foundation and Melissa is actively involved with the Raleigh Giving Party, and both support many other local charities.



Duane Fitch



Margo Fitch

Iceworks, LLC

Duane and Margo Fitch created Iceworks as a holding company for their investment in the Carolina Hurricanes in June 2012. Originally from Michigan, Duane and Margo relocated their family to North Carolina in 1982, after Duane completed medical school at the University of Michigan and accepted a fellowship in gastroenterology at the University of North Carolina at Chapel Hill. He is board certified in internal medicine and gastroenterology, and he serves as President and CEO of Wilson Digestive Disease Center, which provides diagnostic procedures and treatment for patients statewide. Margo is the CFO of Wilson Digestive Disease Center and a registered nurse. Duane and Margo have three children; Max, a graduate of the UNC Chapel Hill Kenan-Flagler Business School, serves as Managing Partner of Iceworks; Adam, a graduate of North Carolina State University and owner/operator of AMA Landscape Design; and Adrienne, a student of fashion and textile development at North Carolina State University.



DON WADDELL

PRESIDENT, GALE FORCE SPORTS & ENTERTAINMENT

Don Waddell, 57, is in his third season with the Hurricanes after being named President of Gale Force Sports & Entertainment on July 1, 2014. Waddell has more than 35 years of experience in professional hockey as a player, coach, general manager, scout and business executive. As President of Gale Force Sports & Entertainment, Waddell oversees the business sides of the Carolina Hurricanes and PNC Arena.

Prior to joining the Hurricanes, Waddell spent three seasons as a professional scout with the Pittsburgh Penguins. Waddell was general manager of the Atlanta Thrashers from the team's founding in 1998, until 2010 when he took the role of team president.

Waddell also served as executive vice president and co-chair of the executive committee of the Atlanta Spirit, the parent company of the Thrashers, the National Basketball Association's Atlanta Hawks and Philips Arena. He won the Stanley Cup as assistant general manager of the Detroit Red Wings in 1997-98.

Before becoming an NHL executive, Waddell helped build and guide two International Hockey League (IHL) franchises in San Diego (1990-95) and Orlando (1995-97) as those clubs' executive vice president and general manager. While in Orlando, he was vice president of RDV Sports and served on the executive committee that oversaw the NBA's Orlando Magic, the IHL's Orlando Solar Bears and the company's retail and aviation interests. Waddell was twice named IHL executive of the year (1992-93 and 1995-96).

Waddell played four seasons of Division I collegiate hockey from 1976-80 at Northern Michigan University where he majored in business management. He was drafted by the Los Angeles Kings in 1978, and spent three years with the organization. Waddell played more than nine seasons of professional hockey, spending the final years of his playing career as player/coach of the IHL's Toledo Goaldiggers (1985-86) and Flint Spirits (1986-88). He also served as head coach of the San Diego Gulls in 1991-92, and was interim head coach of the Atlanta Thrashers on two occasions during his tenure with the club.

A native of Detroit, MI, Waddell has also served in several capacities with USA Hockey during the past five decades. In October 2013, he was named international consultant with a special focus on player identification and interface with the U.S. National Junior Team and USA Hockey's National Team Development Program. Waddell was the general manager for United States' teams at the 2006 Winter Olympic Games in Italy, and the 2001, 2002 and 2005 International Ice Hockey Federation (IIHF) Men's World Championships. As a player, he helped Team USA to the gold medal at the 1983 IIHF World Championship.

Don lives in Raleigh with his wife, Cheryl. Their daughter, Chelsea, and son-in-law, Zach, live in Duluth, GA, with their son, Noah.



DENNIS MOORE

CHIEF FINANCIAL OFFICER

Dennis Moore is in his second season as the Hurricanes' chief financial officer after previously serving as president and chief financial officer of the Ontario Hockey League's Plymouth Whalers. As CFO, Moore oversees all financial and human resource areas of the Hurricanes and PNC Arena. In addition, Moore oversees the financial operations of the Florida Everblades and Germain Arena and serves as secretary of the Compuware youth hockey program.

Born and raised in Commerce, MI, Moore has worked for owner Peter Karmanos Jr. for 20 years, starting at Compuware Corporation in 1995. Prior to being promoted to president and CFO of the Plymouth Whalers, he also served as director of finance and vice president. Moore received a bachelor's degree in accounting from Ferris State University prior to completing his master's degree

in finance at Walsh College. He is a member of the American Institute of CPAs and the Michigan Association of CPAs.

Dennis and his wife, Deborah, reside in North Raleigh with their sons, Nathan (11) and Nicholas (15).



DAVIN OLSEN

EXECUTIVE VICE PRESIDENT / GENERAL MANAGER, PNC ARENA

Davin Olsen is in his 20th year with the franchise. Olsen oversees the daily operations and functions held at PNC Arena. He contracts, schedules and coordinates all logistical and technical aspects of events that take place at the arena.

While he is based in Raleigh, Olsen also consults on other Gale Force Holdings ventures, including Germain Arena in Ft. Myers, Fla., and Compuware Arena in Plymouth, Mich. Prior to joining the Hurricanes, Olsen served as the director of recreational facilities at the University of North Carolina at Charlotte. With more than 28 years of experience in arena management, Olsen has also administered the New Haven Coliseum, the Hartford Civic Center and UNC-Charlotte.

Olsen and his wife, Marci, reside in Apex. He has two sons: Davin (24) and Jason (20).



RON FRANCIS

EXECUTIVE VICE PRESIDENT AND GENERAL MANAGER

Ron Francis is in his 11th season in management with the Hurricanes and his third as executive vice president and general manager. Francis was named the eighth general manager in franchise history on April 28, 2014, and the second to serve as general manager after also playing for the team. The Sault Ste. Marie, Ont., native served as vice president of hockey operations prior to his appointment as general manager. As executive vice president and general manager, Francis, 53, is responsible for all of the team's hockey decisions. In addition to his hockey operations duties, Francis also serves as one of the team's alternate governors.

Following a career in which he established himself as the greatest player in Hurricanes franchise history, Francis re-joined the organization in November 2006 as the team's director of player development. He was promoted to assistant general manager on Oct. 4, 2007, but returned to the team's locker room on Dec. 3, 2008, when he joined Paul Maurice behind the bench as associate head coach. While serving as a coach, Francis maintained a voice in the Hurricanes' front office decision-making, serving as the team's director of player personnel. He returned to the front office full-time in June 2011, accepting the role of director of hockey operations.

Francis announced his retirement on Sept. 14, 2005, following a 23-year NHL career with Hartford, Pittsburgh, Carolina and Toronto. In 1,731 NHL regular-season games, Francis scored 549 goals and earned 1,249 assists (1,798 points), to rank him fourth all-time on the league's points list behind Wayne Gretzky, Mark Messier and Gordie Howe at the time of his retirement. Francis' 1,249 assists rank second only to Gretzky (1,963), and he ranks third on the games-played list behind Howe (1,767) and Messier (1,756).

The Hartford Whalers drafted Francis in the first round, fourth overall, in the 1981 NHL Entry Draft. Francis played with the Whalers for 10 seasons before joining Pittsburgh at the trading deadline of the 1990-91 season. He spent seven full seasons with the Penguins before rejoining the organization that drafted him, when the relocated Carolina Hurricanes signed him as a free agent on July 13, 1998. In 16 seasons with the Hartford/Carolina franchise, Francis played in 1,186 games, scoring 382 goals and earning 793 assists for 1,175 points – all of which are franchise records. The Hurricanes officially retired Francis' No. 10 jersey to the arena's rafters on Jan. 28, 2006, and on Nov. 12, 2007, Francis was inducted into the Hockey Hall of Fame.

During his playing career, Francis played in four NHL All-Star games, and he won the Lady Byng Trophy (sportsmanship and gentlemanly conduct) three times (1995, 1998, 2002), the Frank J. Selke Trophy (best defensive forward) once (1995) and the King Clancy Memorial Trophy (leadership/humanitarian/community work) once (2002). He also won the Alka-Seltzer Plus Award in 1995, when he led the NHL in plus/minus, and was a key member of the Penguins' Stanley Cup-winning teams in 1991 and 1992. The impact Francis had for the sport of hockey in North Carolina was further recognized on May 2, 2013, when he became the first hockey player inducted into the North Carolina Sports Hall of Fame.

Ron and his wife, Mary Lou, have a daughter, Kaitlyn, and two sons, Michael and Connor. They reside in Raleigh.



General Manager Ron Francis presents owner Peter Karmanos, Jr. with a plaque in recognition of his induction into the Hockey Hall of Fame prior to a NHL game between the Carolina Hurricanes and the Philadelphia Flyers at PNC Arena on November 14, 2015 in Raleigh, North Carolina.



Jake Bean celebrates with Ron Francis of the Carolina Hurricanes after being selected 13th during round one of the 2016 NHL Draft on June 24, 2016 in Buffalo, New York.



MIKE VELLUCCI

ASSISTANT GENERAL MANAGER / DIRECTOR OF HOCKEY OPERATIONS

Mike Vellucci, 49, is in his third season with the Carolina Hurricanes. As assistant general manager and director of hockey operations, Vellucci oversees scouting and player development for the Hurricanes.

Vellucci joined the Hurricanes after 14 seasons with the Ontario Hockey League's Plymouth Whalers, serving as Head Coach and General Manager for the majority of that time. The Farmington, MI, native led Plymouth to a 468-322-36 record during his time in the OHL, and ranks first in Plymouth franchise history in games coached (826), wins (468) and playoff wins (70). Vellucci was the first American to win the Matt Leyden Trophy as OHL coach of the year after the Whalers captured the OHL championship in 2006-07. He was also named the OHL's Coach of the Year and Executive of the Year in 2012-13, becoming the first to win both awards in the same

season. He was the second member of the organization to be recognized as the OHL's Executive of the Year, joining Jim Rutherford, who won it in back-to-back seasons in 1993 and 1994 with the Detroit Jr. Red Wings.

Prior to joining the Whalers, Vellucci was with Detroit Compuware of the North American Hockey League (NAHL), where his teams went 241-82-27 in the regular season from 1994-99, and captured U.S. national championships in 1994 and 1999. The Ambassadors also captured two NAHL regular-season titles and four Robertson Cups. Vellucci played professionally in the IHL, AHL, ECHL and BHL from 1986-89. Selected by the Hartford Whalers in the seventh round of the 1987 NHL Entry Draft, Vellucci played for Hartford during the 1987-88 season.

Vellucci and his wife, Sue, have a daughter, Allison (19), and a son, Ryan (13).



BRIAN TATUM

ASSISTANT GENERAL MANAGER

Brian Tatum, 42, is in his 19th year with the Carolina Hurricanes and his second as assistant general manager. As assistant general manager, the Raleigh native's responsibilities include staff contract negotiations, scheduling, serving as the club's liaison to the NHL regarding matters related to the Collective Bargaining Agreement and all hockey related administrative duties. He also serves as the internal liaison for the hockey department and business operations and oversees the communications department.

Prior to his promotion to assistant general manager on April 28, 2014, Tatum served as vice president of team operations for two seasons, and as senior director of team operations for five years. Tatum was the Hurricanes' team services manager from 2000-2006, responsible for the coordination of all of the team's travel, including accommodations, transportation, catering and all

player-related requests.

Tatum first joined the organization in 1997 as an intern in public relations and was hired in the ticket sales department after earning a master's degree in sports management from North Carolina State University. He earned his undergraduate degree from UNC-Wilmington, where he was an infielder on the Seahawks' baseball team.

Tatum was raised in Raleigh and was a standout baseball and basketball player at Broughton High School. He and his wife, Liz, reside in Raleigh.



RICKY OLCZYK

ASSISTANT GENERAL MANAGER

Ricky Olczyk, 46, is in his third year as assistant general manager for the Carolina Hurricanes, and his 10th NHL season in management. Olczyk reports directly to Executive Vice President and General Manager Ron Francis. His responsibilities include player contract negotiations, scouting and player evaluation at the pro and amateur levels, salary arbitration, all aspects of player personnel decisions, salary cap management and analysis, and all matters pertaining to the Collective Bargaining Agreement.

Olczyk completed six seasons as assistant general manager with the Edmonton Oilers prior to joining the Hurricanes. The Chicago, IL, native originally joined the Oilers' hockey operations staff in 2007 as director of hockey administration and legal affairs. Prior to joining the Oilers, Olczyk ran his own legal consulting firm in Chicago for six years, representing players and advising families on academic and professional goals. He also spent two seasons with the National Hockey League Players' Association in Toronto.

A 1992 graduate of Brown University, Olczyk played four seasons of Division I hockey and served as the Bears' captain during his senior year. He also captained the United States Under-17 National Team that won the Silver Medal at the 1986 World Cup. Olczyk graduated Magna Cum Laude from Brown with a degree in Philosophy. He also wrote an honors thesis, was inducted into the Phi Beta Kappa academic honor society, and was named to the Academic All-Ivy Team.

After earning his law degree from Cornell Law School in 1996, Olczyk was admitted to the Arizona Bar and worked for two years at Ryley, Carlock & Applewhite, a Phoenix law firm, specializing in corporate and commercial transactions and civil litigation.

An avid trail runner, Ricky has raced in the Pike's Peak Marathon five times. He enjoys reading, and is a frequent guest lecturer at several colleges and law schools. Ricky is the younger brother of Eddie Olczyk, U.S. Hockey Hall of Famer and television analyst for the NHL on NBC.



TONY MacDONALD

DIRECTOR OF AMATEUR SCOUTING

Tony MacDonald is in his 10th season as the Hurricanes' director of amateur scouting and his 23rd season as a scout with the organization. MacDonald oversees the Hurricanes' amateur scouting department and is responsible for the team's draft.

MacDonald has been a part of the Hurricanes scouting staff that has selected many of the players that form the core of the current team. He was on staff when Carolina selected Cam Ward, and was director of the amateur scouting department for the 2011 NHL Draft, when the team chose Jeff Skinner, who won the Calder Trophy the following spring. Other players added to the organization during MacDonald's first nine drafts as director of amateur scouting from 2008 through 2016 include Justin Faulk, Victor Rask, Noah Hanifin, Ryan Murphy, Elias Lindholm, Sebastian Aho, Haydn Fleury, Jake Bean and Julien Gauthier.

MacDonald began his hockey career as a coach and general manager for the Rockland Remparts and Brockville Braves of the CJHL. He spent time as a coach in the Ontario Hockey League (OHL) for the Windsor Spitfires and Guelph Storm before beginning his scouting career with the Cornwall Royals and Kitchener Rangers. In 1982, MacDonald accepted a position as director of scouting for Windsor. He then spent two seasons as the first general manager for the OHL's Detroit expansion team, beginning in 1990. Over the course of his OHL career, MacDonald's teams appeared in the Memorial Cup five times, earning championships in 1980 (Cornwall) and 1982 (Kitchener).

MacDonald first joined the NHL in 1988, accepting a scouting position with the Los Angeles Kings. After two seasons with the Kings, he returned to the OHL as an advisor with the Guelph Storm. He also worked with the NHL's four-team scouting combine, which included Dallas, Winnipeg, Hartford and Philadelphia, before joining Hartford full-time. MacDonald was inducted into the Brockville Braves Hall of Fame in 1986, the Glengarry Sports Hall of Fame in 2007 and the Brockville Area Sports Hall of Fame in 2008.



DARREN YORKE

ASSISTANT TO THE GENERAL MANAGER / VIDEO SCOUT

Darren Yorke is in his eighth season with the Hurricanes, serving as assistant to the general manager and video scout. As video scout, Yorke uses television broadcasts of professional and amateur games to assist management in personnel decisions, filing reports on players similar to the team's field scouts. During his tenure with Carolina, Yorke's responsibilities have expanded to include player evaluations with hockey management, and he has led the team's scouting meetings for each of the past three seasons.

Yorke is a native of Milton, Ont., and graduated with honors from Brock University in 2008 with a degree in sports management. Prior to joining the Hurricanes, Yorke interned and worked for the Buffalo Sabres for two seasons, and spent one year with Canadian sports network TSN.

Darren is single and lives in Raleigh.



ERIC TULSKY

HOCKEY ANALYST

Eric Tulsy is in his second season serving as the Hurricanes' full-time hockey analyst, after working with the team on a part-time basis during the 2014-15 season. As hockey analyst, Tulsy will provide and analyze data to assist the hockey operations department and coaching staff.

Tulsy has been publishing his advanced hockey statistical analysis since 2011, when he began writing for BroadstreetHockey.com. He also contributed to NHLNumbers.com prior to launching his own website through SBNation, Outnumbered. Tulsy has been a featured panelist for MIT's annual Sports Analytics Conference and his hockey analysis work has also been published in The Washington Post and fivethirtyeight.com.

A Philadelphia native, Tulsy holds a B.A. in chemistry and physics from Harvard University and a Ph.D. in chemistry from UC-Berkeley. He also conducted a two-year, post-doctoral study at the Naval Research Lab in Washington, D.C., and worked in nanotechnology for 12 years. Tulsy's research has helped enable unique nanotechnology solutions to problems in DNA sequencing, solar energy, displays and energy storage. He and his wife, Karen Sosa, reside in Chapel Hill with their son, Seth (10).

HEAD COACH



BILL PETERS

HEAD COACH

Bill Peters, 50, is in his third season as head coach of the Carolina Hurricanes, after being named to the position on June 19, 2014. Peters is the 13th person to serve as head coach in franchise history, and the fourth since the team's arrival in North Carolina in 1997.

Peters registered a 65-72-27 record in his first two seasons with the Hurricanes. He made his NHL head coaching debut on Oct. 10, 2014 against the New York Islanders, and earned his first NHL victory on Nov. 1, 2014, against the Arizona Coyotes.

Prior to joining the Hurricanes, Peters served as assistant coach for the Detroit Red Wings for three seasons, working primarily with Detroit's defensemen and penalty kill units. Prior to joining Detroit's staff, Peters served as head coach of Rockford of the American Hockey League (AHL), guiding the Ice Hogs to consecutive 40-win seasons and Calder Cup playoff appearances in 2008-09 and 2009-10. In his final season with Rockford in 2010-11, Peters directed the second-youngest team in the AHL to a 38-33-4-5 record. The Three Hills, Alb., native helped 28 Rockford players reach the NHL during his three seasons. Eight players who played under Peters for Rockford went on to win the Stanley Cup with Chicago in 2010 or 2013 – Niklas Hjälmarsson, Jordan Henry, Antti Niemi, Corey Crawford, Bryan Bickell, Nick Leddy, Brandon Bollig and Ben Smith.

Before beginning his AHL coaching career, Peters spent three seasons with Spokane of the Western Hockey League (WHL), leading the Chiefs to the Memorial Cup title in 2008 as champions of the Canadian Hockey League (CHL). Spokane established franchise records with 50 wins and 107 points that season before winning 16 of 21 WHL playoff games to capture the Ed Chynoweth Cup as WHL champions. Peters then guided the Chiefs to four consecutive victories at the Memorial Cup, topping the host Kitchener Rangers 4-1 in the championship game. In three seasons as Spokane's head coach, Peters compiled a career WHL regular-season record of 111-82-23. Peters got his first experience as a head coach at the University of Lethbridge, serving as the Pronghorns' head coach for three seasons from 2002-2005. Prior to that, he served as assistant coach for Spokane for four seasons, helping the Chiefs to a 47-win, 100-point campaign and the WHL Western Conference championship in 1999-00 under current Toronto Maple Leafs' head coach Mike Babcock.

Peters also has gained international head coaching experience for Canada, capturing the gold medal at the 2008 U-18 Junior World Cup and the 2016 IIHF World Championship. He also served as an assistant coach for Canada's gold-medal-winning team at the 2015 IIHF World Championship and as an assistant at the 2016 World Cup of Hockey.

Peters and his wife, Denise, have two children, Aleze and Ayden.

BILL PETERS HEAD COACHING RECORD

YEAR	TEAM	LGE	REGULAR SEASON				PLAYOFFS		
			G	W	L	T/OT	G	W	L
2005-06	Spokane	WHL	72	25	39	8	–	–	–
2006-07	Spokane	WHL	72	36	28	8	6	2	4
2007-08	Spokane	WHL	72	50	15	7	21	16	5
2008-09	Rockford	AHL	80	40	34	6	4	0	4
2009-10	Rockford	AHL	80	44	30	6	4	0	4
2010-11	Rockford	AHL	80	38	33	9	–	–	–
2014-15	Carolina	NHL	82	30	41	11	–	–	–
2015-16	Carolina	NHL	82	35	31	16	–	–	–
NHL TOTALS			164	65	72	27	–	–	–



Head coach Bill Peters of the Carolina Hurricanes looks on from the bench during their NHL game against the Vancouver Canucks at Rogers Arena January 6, 2016 in Vancouver, British Columbia, Canada.



Head coach Bill Peters of the Carolina Hurricanes speaks at a news conference following an NHL game on February 28, 2016 at PNC Arena in Raleigh, North Carolina.



ROD BRIND'AMOUR

ASSISTANT COACH

Rod Brind'Amour, 46, is in his sixth year as assistant coach for the Carolina Hurricanes, after serving the team in player development roles since 2010.

Brind'Amour officially retired as a player on June 30, 2010, following a career of more than 20 NHL seasons. Originally drafted by the St. Louis Blues in the first round, ninth overall, in the 1988 NHL Entry Draft, Brind'Amour completed his career ranked 16th in NHL history in games played (1,484), 44th in assists (732), 46th in points (1,184) and 54th in goals (452), in 21 seasons with St. Louis, Philadelphia and Carolina. The Ottawa, Ont., native debuted with the Blues during the 1989 Stanley Cup Playoffs after completing one season at Michigan State, and scored a goal on his first NHL shot against the Minnesota North Stars. He was named to the NHL's All-Rookie Team in 1990, after scoring 61 points (26g, 35a) in 79 games for St. Louis, and played in the NHL All-Star Game while a member of the Flyers in 1992. Brind'Amour represented Canada in the 1998 Winter Olympics in Nagano, Japan, and won back-to-back Frank J. Selke trophies as the NHL's top defensive forward in 2005-06 and 2006-07, as a member of the Hurricanes.

Brind'Amour played in 159 career Stanley Cup Playoff games, totaling 51 goals and 60 assists (111 points). He participated in the Stanley Cup Final three times, reaching the Final in 1997 with Philadelphia, and in 2002 and 2006 with Carolina, captaining the Hurricanes to the 2006 Stanley Cup championship. Acquired by the Hurricanes from the Philadelphia Flyers on Jan. 23, 2000, Brind'Amour ranks second in career points for the Hurricanes since the team's relocation to North Carolina, notching 473 points in 694 games played. He also ranks first in assists (299), second in shorthanded goals (10), third in goals (174) and third in power-play goals (60) in the team's North Carolina history. Brind'Amour ranks second in franchise history (including Hartford) in assists (299), fourth in points (473) and fourth in games played (694). Named the Hurricanes' captain prior to the 2005-06 season, Brind'Amour netted 31 goals and earned 39 assists (70 points) that season to lead the team to a franchise-record 52 regular-season wins. His league-leading 12 playoff goals during the team's Stanley Cup run also set a franchise record.

Rod and his wife, Amy, live in Raleigh, with their son, Brooks. Rod also has a daughter, Briley, and two sons, Skyler and Reece.



STEVE SMITH

ASSISTANT COACH

Steve Smith, 53, is in his third season as assistant coach with the Hurricanes, serving alongside Rod Brind'Amour under head coach Bill Peters. It marks Smith's seventh season as an NHL coach, having previously served as an assistant for the Edmonton Oilers and Calgary Flames. Smith has been a part of four Stanley Cup championship teams – three as a player with Edmonton (1987, 1988, 1990) and one as a scout with Chicago (2010).

Prior to joining the Hurricanes, Smith spent four seasons with the Oilers from 2010-2014. The Glasgow, Scotland, native had also gained experience as an assistant coach with the Flames in 1997-98, before returning to the ice as a player for the Flames for three more seasons. Smith then worked as a scout with the Chicago Blackhawks prior to joining the Oilers coaching staff, winning the Stanley Cup in 2010.

Selected by the Oilers in the sixth round of the 1981 NHL Draft, Smith played 804 career regular-season NHL games and recorded 375 points (72g, 303a) and 2,139 penalty minutes as a defenseman with Edmonton, Chicago and Calgary. Along with playing a role on three Stanley Cup championship teams with the Oilers, Smith advanced to the Stanley Cup Final twice more with the Blackhawks, totaling 52 points (11g, 41a) in 134 career playoff games. Smith had three 50-point seasons as a blueliner, including a career-high 57 points (10g, 47a) for Chicago in 1992-93.

Prior to turning professional, Smith played for London of the Ontario Hockey League (OHL) from 1980-1983, totaling 20 goals, 83 assists (103 points) and 481 penalty minutes.

Steve and his wife, Sheri, have five kids: Alexandria, Barron, Nicole, Tanner and Zoe.



DAVID MARCOUX

GOALTENDING COACH

David Marcoux is in his third season with the Carolina Hurricanes as goaltending coach, and has more than 25 years of experience working with goaltenders at all levels of hockey.

Marcoux spent six years as the goaltending coach for the Calgary Flames between 2003 and 2009, helping Flames goaltender Miikka Kiprusoff become a Vezina Trophy and Williams Jennings Trophy winner, as well as a Hart Trophy finalist in 2005-06. The Flames originally acquired Kiprusoff in November 2003 from San Jose, where he was competing for the backup goaltender position. Working with Marcoux and the Flames, Kiprusoff became a Vezina Trophy finalist that same season, leading the Flames to the Western Conference championship. In addition to Kiprusoff, Marcoux's time with the Flames included experience working with current Hurricanes netminder Cam Ward, as the Hurricanes and Flames shared the AHL affiliate Lowell Lock Monsters during the 2004-05 NHL work stoppage.

Prior to joining Calgary, Marcoux spent the previous 12 years guiding netminders at a sports academy (Profil Hockey Cap-Jeunesse) in St-Jerome, Que. He also held the goaltender coach position for the Hull Olympiques of the Quebec Major Junior Hockey League (QMJHL) from 1997-2001, helping Hull twice reach the league finals.

A graduate of the University of Sherbrooke with a Bachelor's Degree in Science (Physical Education), Marcoux earned a Masters from the University of Montreal in 1997. Most recently, Marcoux has run his own goaltending camps (dmsg.ca) in Sherbrooke, Que., Hawkesbury, Ont., and Calgary, and has worked as a goaltending consultant for Hockey Canada.



CHRIS HUFFINE

VIDEO COACH

Chris Huffine is in his 17th season as the team's full-time video coach. Prior to joining the team full time, he spent two seasons as a part-time video coordinator with the club, handling video breakdown during home games in Greensboro and taping future opponents during the 1997-98 and 1998-99 seasons.

Huffine is responsible for all pre-scouting of future opponents. He works closely with the coaching staff, preparing scouting reports for individual players as well as the team. His work includes breaking down the other teams' systems and tendencies, including forecheck, power plays and penalty kills, and putting together meetings for the coaches to inform the players. In addition to preparing for the opponent, he also breaks down games as they happen on a laptop editing system so that coaches and players have access to the information immediately during and after the game.

Before joining the Hurricanes, Huffine served as the video coordinator for the Greensboro Monarchs for five seasons. In addition to being a member of the 2005-06 Stanley Cup Champions, he was also chosen to represent USA Hockey as the video coach for the 2006 Mens Olympic Team in Turin, Italy.

Chris and his wife, Heather, reside in Raleigh, with their sons, Samuel and Jacob.



GLEN WESLEY

DIRECTOR OF DEFENSEMEN DEVELOPMENT

Glen Wesley is in his ninth year as the Hurricanes' director of defensemen development. Wesley officially retired from hockey on June 5, 2008, following a career of more than 20 NHL seasons. As director of defensemen development, Wesley is responsible for working with all defensemen in the Hurricanes system, including drafted players in the Canadian major-junior hockey leagues, ECHL and American Hockey League (AHL).

Originally drafted third overall in the 1987 NHL Entry Draft by the Boston Bruins, Wesley completed his playing career ranked sixth on the NHL's all-time list of games played by a defenseman, skating in 1,457 total games over 20 seasons with Boston, Hartford, Toronto and Carolina. The Red Deer, Alb., native debuted with Boston straight out of junior hockey in his draft year, and was named to the NHL All-Rookie Team after earning 37 points (7g, 30a) and leading all rookies with a plus-21 plus/minus rating. Wesley played in the NHL All-Star Game in 1989, and completed his career with 128 goals, 409 assists (537 points) and 1,045 penalty minutes. He appeared in the Stanley Cup Final four times, reaching the championship series with Boston in 1988 and 1990, and with Carolina in 2002 and 2006, capturing the Stanley Cup with the Hurricanes in 2006.

The Hartford Whalers acquired Wesley on Aug. 25, 1994, in exchange for first-round draft picks in 1995 (Kyle McLaren), 1996 (Jonathan Aitken) and 1997 (Sergei Samonov). Wesley went on to play 13 seasons for the franchise, and, prior to his retirement, he was the only player to have played for the Hurricanes in every season since the team relocated to North Carolina in 1997. He played more games (913) for the Hurricanes franchise than any player in team history other than Ron Francis, and his 728 games played for the Hurricanes are the most by any player in a Carolina uniform. Wesley totaled 227 points (51g, 176a) for the Whalers and Hurricanes, and the Hurricanes officially retired his No. 2 jersey to the rafters on Feb. 17, 2009.

Glen and his wife, Barb, have a daughter, Amanda, and two sons, Josh and Matthew. Josh, a defenseman, was selected by the Hurricanes in the 2014 NHL Draft.



CORY STILLMAN

DIRECTOR OF FORWARDS DEVELOPMENT

Cory Stillman is in his fifth year as director of forwards development for the Carolina Hurricanes. Stillman, 42, retired as a player in September 2011 after 16 NHL seasons, and spent the 2011-12 season working as player development assistant for the Florida Panthers.

A first-round selection (6th overall) of the Calgary Flames in the 1992 NHL Entry Draft, Stillman totaled 278 goals and 449 assists (727 points) in 1,025 career games with the Calgary Flames, St. Louis Blues, Tampa Bay Lightning, Carolina Hurricanes, Ottawa Senators and Florida Panthers. He scored 52 goals and added 113 assists (165 points) in 191 games during two stints with the Hurricanes from 2005-2008 and in 2011. He was second among Hurricanes in scoring during the team's run to the 2006 Stanley Cup championship, notching 26 points (9g, 17a) in 25 games, and netting the series-clinching, overtime goal in the first round against the Montreal Canadiens. Stillman also won the Stanley Cup as a member of the Lightning in 2004, and the 2006 title made him the sixth player in NHL history to win the Stanley Cup in consecutive seasons with two different teams.

championship, notching 26 points (9g, 17a) in 25 games, and netting the series-clinching, overtime goal in the first round against the Montreal Canadiens. Stillman also won the Stanley Cup as a member of the Lightning in 2004, and the 2006 title made him the sixth player in NHL history to win the Stanley Cup in consecutive seasons with two different teams.

Cory and his wife, Mara, have three children: Riley, Madison and Chase.



CURTIS JOSEPH

GOALTENDING CONSULTANT

Curtis Joseph, 49, is in his first season as goaltending consultant for the Hurricanes. As goaltending consultant, Joseph works closely with the Hurricanes' netminder prospects at the American Hockey League (AHL) level in Charlotte. He is also a resource for the team's drafted goaltenders in the junior and college ranks, and is available for special assignments as needed.

Joseph appeared in 943 career regular-season games during an 18-year career, compiling a record of 454-352-90 with the St. Louis Blues, Edmonton Oilers, Toronto Maple Leafs, Detroit Red Wings, Phoenix Coyotes and Calgary Flames. The Keswick, Ont., native earned 51 career shutouts and had a career goals-against average of 2.79. Joseph also appeared in 132 career Stanley Cup playoff games, going 63-66 with a 2.45 goals-against average and .917 save percentage in the postseason. He was a three-time NHL All-Star (1994, 1999, 2000) and won a gold medal with Canada at the 2002 Winter Olympic Games. Following the 1999-00 season, Joseph was awarded the King Clancy Trophy, given for exemplifying leadership qualities on and off the ice and making noteworthy humanitarian contributions to his community.

SCOUTING STAFF



**MARK
CRAIG**
PRO SCOUT



**JEFF
DANIELS**
PRO SCOUT



**DON
ELLAND**
AMATEUR SCOUT



**SHELDON
FERGUSON**
AMATEUR SCOUT



**DAVE
HUNTER**
PRO SCOUT



**ROBERT
KRON**
EUROPEAN SCOUT



**BOB
LUCCINI**
AMATEUR SCOUT



**JOE
NIEUWENDYK**
PRO SCOUT & ADVISOR



**BERT
MARSHALL**
AMATEUR SCOUT



**RAY
WHITNEY**
PRO SCOUT



PETER FRIESEN

HEAD ATHLETIC TRAINER / STRENGTH AND CONDITIONING COACH

Dr. Peter Friesen is in his 21st season with the Carolina Hurricanes as the team's Head Athletic Trainer/Strength and Conditioning Coach and his 37th year as a professional trainer. Friesen is a dual board-certified Physical Therapist in Sports and Orthopedics and is certified in both the United States and Canada as an Athletic Trainer/Therapist. Friesen is also certified as a Massage Therapist and Dry Needler, and is responsible for the institution of training and dietary standards, preparation of rehabilitation programs, and treatment of acute injuries for all Hurricanes players.

In addition to his work with professional teams, Friesen has been associated with the Canadian Olympic and International programs for the last 30 seasons, including serving as the Head Trainer for Team Canada's gold medal-winning team during the 2004 World Championship in the Czech Republic. He again served as Head Trainer for Canada at the 2011 World Championship in Slovakia, and has been to 10 IIHF World Championships, winning five gold medals. Friesen has advised six different Canadian programs including men's and women's ice hockey, field hockey, soccer, figure skating, softball, wrestling, gymnastics and volleyball in preparation for their respective tournaments. Combining the different elements of each sport, Friesen strives to show athletes various ways of developing elements of their bodies in a true cross-training fashion.

Friesen is an Assistant Consulting Professor at Duke's School of Physical Therapy in the areas of Sports, Orthopedics and Exercise and has also lectured at Campbell University, East Carolina University, the University North Carolina at Chapel Hill and the University of Connecticut.

Friesen earned his undergraduate degree from Bemidji State (MN) in Education and Physical Education, and continued his education with a post-graduate degree in Sports Medicine and Physical Therapy from the University of Saskatchewan and a doctorate of physical therapy from Arcadia University. Prior to joining the Carolina Hurricanes, Friesen was the head trainer at both the University of Saskatchewan and then the University of Alberta, and an Assistant Director to the Glen Sather Sports Medicine Clinic in Edmonton, Alberta.

Friesen is an Assistant Consulting Professor at Duke's School of Physical Therapy in the areas of Sports, Orthopedics and Exercise and has also lectured at Campbell University, East Carolina University, the University North Carolina at Chapel Hill and the University of Connecticut.

Friesen earned his undergraduate degree from Bemidji State (MN) in Education and Physical Education, and continued his education with a post-graduate degree in Sports Medicine and Physical Therapy from the University of Saskatchewan and a doctorate of physical therapy from Arcadia University. Prior to joining the Carolina Hurricanes, Friesen was the head trainer at both the University of Saskatchewan and then the University of Alberta, and an Assistant Director to the Glen Sather Sports Medicine Clinic in Edmonton, Alberta.



DOUG BENNETT

ASSISTANT ATHLETIC TRAINER

Doug Bennett is in his seventh season as the assistant athletic trainer with the Carolina Hurricanes, working with Peter Friesen in training and rehabilitating Hurricanes players.

Bennett has experience working with both professional and collegiate athletic teams. Prior to joining the Hurricanes full-time, he served in the athletic department at the University of North Carolina at Chapel Hill, while also assisting the Hurricanes as an Intern/Gameday Athletic Trainer during the 2009-10 season. Bennett spent one season as the Head Athletic Trainer for the Johnstown Chiefs (ECHL) in 2004-05 and his training background also includes the National Football League. The Johnstown, PA, native worked at the training camp for the Seattle Seahawks in 2003, and with the Philadelphia Eagles in 2006. He also spent one year as the Assistant

Athletic Trainer at Penn State University, working with the football program.

Bennett is an active BOC Certified Athletic Trainer and Certified Strength and Conditioning Specialist (CSCS) as well as a Performance Enhancement Specialist (PES) as accredited by the National Academy of Sports Medicine. In 2007, he earned his Master's degree in Exercise and Sport Science with an emphasis in Athletic Training at the University of North Carolina at Chapel Hill. Bennett earned his undergraduate degree in Kinesiology from Penn State University in 2004.

Doug and his wife, Shelley, reside in Raleigh.




BILL BURNISTON

ASSISTANT ATHLETIC TRAINER

Bill Burniston is in his first season with the Hurricanes full-time, serving as assistant strength coach and fascial stretch therapist. Burniston worked for the Hurricanes on a part-time basis from 2013-2016.

Burniston has more than 25 years of experience in the areas of injury prevention and athletic enhancement. In addition to his work with the Hurricanes, the New Jersey native has also served as the strength and conditioning coach for USA Baseball's collegiate national team. He previously gained experience at Middle Creek High School in Apex, NC, as well as several high schools and athletic clubs in New Jersey. Burniston received his BS in education from Indiana University of Pennsylvania, where he worked with the school's sports medicine team. He earned his Masters degree from Seton Hall University.

Burniston is a Certified Athletic Trainer (ATC) by the National Athletic Trainer as well as a Certified Strength and Conditioning Specialist (CSCS) by the National Strength and Conditioning Association. His certifications also include Performance Enhancement Specialist (PES) from the National Academy of Sports Medicine and Flexibility Specialist (Level 3 Medical) from the Stretch to Win Institute.



SKIP CUNNINGHAM

EQUIPMENT MANAGER

An original member of the 1972 New England Whalers of the World Hockey Association (WHA), Skip Cunningham is in his 44th year with the organization and is the most tenured employee with the team.

From 1972-1990, Cunningham put together an impressive streak, working 1,412 consecutive games before being sidelined following surgery in January 1990. In 1989, the Connecticut Sports Writers Alliance presented him with the Good Guy Award for his unselfish dedication to Connecticut sports.

A graduate of Northeastern University, Cunningham was the assistant trainer for Team USA at the World Ice Hockey Championships in 1985 and 1989. He has been selected to work at four All-Star Games: the 1974 and 1976 WHA All-Star Games as well as the 1986 and 2011 NHL All-Star Games. He also directed his own hockey school during the offseason for 22 years in South Windsor.

Skip lives in Raleigh. He has two daughters, Sandy and Sherri, and a son, Scott, as well as four grandchildren: Jayden, Brayden, Savannah and Ryan.



BOB GORMAN

EQUIPMENT MANAGER

Bob Gorman is in his 30th year with the franchise as an equipment manager. Gorman first joined the organization's equipment staff in 1976 and worked with the team until the 1981-82 season, when he left the team to pursue other career interests. In his time away from the team, Gorman spent one year with Enterprise Radio and 11 years as a sales representative for the Spear-Newman Company. He returned to the club in 1993 and has served in his current capacity since then. During his tenure with the Hurricanes, Gorman has been part of three division championship teams (1999, 2002, 2006), two conference championship teams (2002, 2006) and one Stanley Cup Championship team (2006). He worked his 1,500th regular season game in professional hockey on March 4, 2010. Gorman has also been

selected to work two NHL All-Star Games: 2004 in Minnesota and 2011 in Raleigh. He is a member of the Society of Professional Hockey Equipment Managers.

In 2002, Gorman, who has been responsible for several successful charitable events in the area benefiting families in need, was recognized by the City of Raleigh's City Council and Mayor Charles Meeker for Outstanding Community Service. Gorman attended Central Connecticut State University and completed his B.S. in Business from Charter Oak State College, and earned a Master's Degree in Sport Management from the United States Sports Academy.

Bob and his wife, Carla, reside in Raleigh.



JORGE ALVES

EQUIPMENT MANAGER

Jorge Alves is in his fifth season as a full-time equipment manager for the Carolina Hurricanes, after serving as assistant equipment manager for seven years. The Stoughton, MA, native attended North Carolina State University from 2002-04 after serving in the United States Marine Corps for four years from 1997-2001. While at NCSU, Alves was the starting goaltender for the Wolfpack's club hockey team. After graduation, he served professional stints in the ECHL with South Carolina, Greenville, Charlotte and Pensacola, and in the SPHL with Asheville. Alves filled in as a practice goalie for the Hurricanes throughout his time as assistant equipment manager.

Jorge and his wife, Amanda, have two children: Madison and Jaxon.

TEAM DOCTORS



DR. JOE BARKER
ORTHOPEDIC PHYSICIAN



DR. JOSH BLOOM
HEAD MEDICAL PHYSICIAN



DR. MARTY ISBELL
HEAD ORTHOPEDIC PHYSICIAN



DR. TOM LONG
TEAM DENTIST



DR. MIKE PETERS
TEAM OPTOMETRIST



DR. BRIAN QUIGLEY
EMERGENCY PHYSICIAN



DR. GABRIEL RICH
TEAM DENTIST



DR. JAY STEVENS
MEDICAL PHYSICIAN



MIKE SUNDHEIM

VICE PRESIDENT OF COMMUNICATIONS AND TEAM SERVICES

Mike Sundheim is in his 17th year full-time with the Carolina Hurricanes media relations department, and his 14th year heading the team's communications department. In July 2014, he was promoted to vice president of communications and team services, taking on travel and team services responsibilities in addition to his long-time media relations role.

A 2000 graduate of the University of North Carolina's School of Journalism and Mass Communication, Sundheim is responsible for the promotion of the team and its players in the local and national media, and serves as the Hurricanes' primary media contact and spokesperson. He is also responsible for team publications, including media guides, press releases and other communications efforts, as well as managing the team's communications budget and staff.

Along with his media relations duties, Sundheim is active in the team's social media and digital content efforts, including helping to establish and develop the team's Facebook and Twitter accounts. He also occasionally contributes to the team's website through his public relations blog, *The Guy Behind the Guy*, established in 2005 as a way to provide fans with updates on team media appearances and give them an inside perspective on the team away from the ice.

Prior to joining the team full-time in 2000, Sundheim spent two seasons as an intern in the Hurricanes' media relations department, beginning with the team's 1998-99 campaign. Originally from Somerville, NJ, he also gained experience as an assistant sports editor for UNC's student newspaper, *The Daily Tar Heel*, a student assistant in the UNC sports information department and a summer intern for the New Jersey Red Dogs of the Arena Football League (AFL).

Along with his Hurricanes responsibilities, Mike has served as an adjunct professor at UNC's School of Journalism and Mass Communication, teaching a course in "Sports Publicity," and completed a master's degree in Sports Management from North Carolina State University in 2015. Mike and his wife, Leah, reside in Raleigh and have three children: Franklin, Charlie and Eve.



KYLE HANLIN

SENIOR DIRECTOR OF COMMUNICATIONS AND TEAM SERVICES

Kyle Hanlin is in his 17th year working in communications in the National Hockey League, and his 15th year with the Carolina Hurricanes. In July 2014, Hanlin was promoted to senior director of communications and team services, assuming additional travel and team services duties in addition to his media relations and broadcasting roles.

A 2000 graduate of the University of North Carolina's School of Journalism and Mass Communication, Hanlin served as the website reporter for CarolinaHurricanes.com prior to joining the Washington Capitals' communications staff in February 2002. Hanlin returned to Raleigh in January 2003 as the Hurricanes' manager of media relations and was assigned additional responsibilities coordinating the team's broadcasting efforts in August 2006. Hanlin serves as a team spokesperson and media contact, and helps

produce all team publications, including media guides, news releases and other communications efforts. He also serves as the primary contact for each of the team's television and radio affiliates, and is responsible for arranging the team's television schedule, assisting in personnel decisions and developing the Hurricanes' broadcasts on television and radio.

Born in Pittsburgh but raised in Raleigh, Hanlin gained experience in the music industry prior to graduating from college, working for Virgin Records and Deep South Entertainment. He also worked with the websites for *The Washington Post* and *The Daily Tar Heel*, the student newspaper at UNC, as an undergraduate.

Hanlin and his wife, Cristina, reside in Raleigh and have a son named Cash (4).



BETH CARTER

HOCKEY OPERATIONS COORDINATOR

Beth Carter is in her second year in the Hurricanes' hockey operations department and her third season working for the organization on a full-time basis.

As hockey operations coordinator, Carter assists the executive vice president and general manager, prepares and maintains player contracts and immigration on both the NHL and AHL levels and coordinates player call-ups and loans between the two leagues. She also assists team operations personnel with development camp, rookie camp and training camp. Carter also serves as the team's scouting coordinator, helping amateur and professional scouting staff with their travel needs, and coordinates special events such as the NHL All-Star Game, NHL Draft and scouting meetings.

Prior to joining the hockey operations department, Carter spent one season working in premium services for PNC Arena. She first joined the organization as an intern in the community relations department during her senior year in college. Born in Little Washington, NC, Carter was raised in Four Oaks, NC. She graduated from the University of North Carolina at Chapel Hill in 2014 with a degree in Sports Administration and American Studies.



JOHN FORSLUND

TELEVISION PLAY-BY-PLAY

John Forslund is in his 22nd season as the Hurricanes' television play-by-play announcer, his 26th year with the club and his 33rd year in hockey. In addition to calling all the action on Hurricanes television broadcasts, Forslund continues to serve as a play-by-play announcer for nationally-televised broadcasts on the NBC family of networks and as a contributor for the NHL Network.

Outside of his hockey work, Forslund has experience covering Atlantic Coast Conference and Southern Conference basketball for FOX Sports Net. In 2003, Forslund won Telly awards for Forslund Focus, part of the Hurricanes' in-game presentation, and "Raisin' Canes," the home video celebrating the Hurricanes' 2002 playoff run. Forslund has also been recognized with Mid-South Emmy Awards for Hurricanes broadcasts in 2007 and 2009.

Forslund first joined the organization for the 1991-92 season as the public relations director, a position he held for four seasons. During his tenure, Forslund also served as the Hartford Whalers' color analyst on the Whalers Radio Network. Prior to his appointment in Hartford, Forslund handled the television and radio broadcasts for the Springfield Indians of the American Hockey League from 1984-1991. He was recognized as one of the AHL's top publicists/announcers when he received the Ken McKenzie Award in 1989.

Forslund continues to be heavily involved in the Triangle community, and has served as emcee for charitable events including the Jimmy V Celebrity Golf Classic Gala, the Greater Raleigh Sports Council's Night of Champions and Carolina Hurricanes Kids 'N Community Foundation fundraisers including Casino Night, the Canes 5k and the Golf Tournament. Forslund is on the board of directors for Spare Some for Autism and is also involved with the Make-A-Wish Foundation, March of Dimes, Genesis Home, Food Bank of North Carolina and the Crohn's and Colitis Foundation.

A graduate of Springfield College, Forslund went on to earn his master's degree in athletic management from Adelphi University. John and his wife, Natalie, reside in Apex. They have two daughters, Erika and Kara, and a son, Matthew.



CHUCK KAITON

RADIO PLAY-BY-PLAY

Chuck Kaiton has been the team's radio play-by-play announcer since the organization joined the NHL in the 1979-80 season. The Hockey Hall of Fame announced on May 28, 2004, that Kaiton had been named the 2004 winner of the Foster Hewitt Award, given annually to National Hockey League broadcasters who make outstanding contributions to their profession during their careers. Kaiton became the 26th NHL broadcaster to receive the distinction since the Hall of Fame began recognizing broadcasters in 1984. He received the award following the Hockey Hall of Fame induction ceremonies in Toronto on Nov. 8, 2004.

In addition to his work with the team, Kaiton has served as the president of the NHL Broadcasters Association for the past 30 years (1986-2016). A graduate of the University of Michigan, Kaiton began his broadcasting career in 1969 announcing Wolverine sports. In 1975, he went on to cover the University of Wisconsin sports teams and was named Wisconsin's Sportscaster of the Year in 1979.

Chuck and his wife, Mary, reside in Raleigh and have three sons—Nelson, Chuck and Russell—and three grandchildren.



TRIPP TRACY

TELEVISION ANALYST

Tripp Tracy is in his 18th season as the Hurricanes' television analyst, serving alongside John Forslund on all team broadcasts. In addition to his work on Fox Sports Carolinas, Tracy also broadcasted playoff games for NBC Sports Network during the 2014 Stanley Cup Playoffs.

A former goaltender, Tracy was originally drafted by the Philadelphia Flyers in the 1993 NHL Entry Draft. After completing four seasons at Harvard University, Tracy signed a free agent contract with the Hurricanes in August 1996. He spent two seasons in the organization, playing for Richmond (ECHL), Springfield (AHL), New Haven (AHL) and Carolina (NHL). Tracy retired from his playing career in 1998 and accepted a position at CNN before returning to the organization for the 1998-99 season.

Tripp lives in Raleigh and is involved in several charitable organizations in the Triangle, including the St. Baldrick's Foundation. He also serves on the board for Children's Charities at Adios and has participated in several Hurricanes Alumni events, including the 2012, 2013 and 2014 Alumni Fantasy games.



MICHELLE McMAHON

TELEVISION AND WEB HOST

Michelle McMahon is in her second season as the Hurricanes' television and web host. She serves as host of Hurricanes LIVE! prior to all of the team's games on FOX Sports Carolinas and Southeast, as well as hosting and producing video content for CarolinaHurricanes.com.

Prior to joining the Hurricanes, McMahon spent two years in Chicago, working primarily at The Big Ten Network (BTN). At BTN, she produced content for and hosted the network's weekly hockey and lacrosse shows, co-hosted the Women's Sports Report and served as color analyst for the network's volleyball coverage. She also worked as a sideline/field reporter for live events on BTN, FOX Sports and Comcast SportsNet-Chicago, and contributed to BTN's online hockey coverage.

A 2012 graduate of the University of Michigan, McMahon played four years of Division I volleyball with the Wolverines, helping the team to two Sweet Sixteen appearances and one Elite Eight appearance. While in school, she worked as a production assistant for MGoBlue.com and held internships with NBC15 in Madison, WI, as well as Michigan IMG Radio Network.

FULL-TIME STAFF

ADMINISTRATION ARENA OPERATIONS



JANET DAVIS
RECEPTIONIST



JACK BROCKMAN
SENIOR DIRECTOR OF PREMIUM SALES



ALLYSON BUCKMEIER
PREMIUM SERVICES COORDINATOR



KIM CHANDLER
PRODUCTION/EVENT SUPERVISOR



ROB DOUGLAS
DIRECTOR OF PRODUCTION



JARED DUPRE
ICE TECHNICIAN



ALAN FOUSHEE
SENIOR PREMIUM SERVICES COORDINATOR



LINDSEY HALL
MARKETING COORDINATOR



RAY HALL
TICKER OPERATIONS REPRESENTATIVE



HILMAN HUSKEY
ARENA OFFICE MANAGER



CHRIS JOVINO
ASSISTANT TICKET OPERATIONS MANAGER



JONATHAN KRAMER
DIRECTOR OF PREMIUM SERVICES



ERIN LATORE
ARENA BOX OFFICE MANAGER



TAYLOR LINK
CUSTOMER CARE COORDINATOR



BOBBIE NICHOLS
DIRECTOR OF EVENT AND GUEST SERVICES



BILL NOWICKI
VICE PRESIDENT OF TICKET OPERATIONS



CRYSTAL PACE
DIRECTOR OF ARENA MARKETING



LARRY PERKINS
VICE PRESIDENT OF GUEST RELATIONS, PNC ARENA



CLINTON PETERSON
DIRECTOR OF SAFETY AND SECURITY



SEAN SOLLACE
FACILITIES SUPERVISOR



JOE SOUSA
DIRECTOR OF ARENA BOX OFFICE



CRAIG STOVER
DIRECTOR OF OPERATIONS AND FACILITIES



ALAN SYKES
OPERATIONS SUPERVISOR



ERICA TILLMAN
TICKET OPERATIONS SUPERVISOR

FINANCE & INFORMATION TECHNOLOGY



MELVIN TERRELL
OPERATIONS MANAGER



ALAN WOBBLETON
SENIOR DIRECTOR OF FACILITIES AND OPERATIONS



SARAH WOO
EXECUTIVE ASSISTANT



JARED WRIGHT
DIRECTOR OF PARKING AND TRAFFIC



MICHAEL ARRINGTON
ACCOUNTS PAYABLE



MICHAEL BRUSH
JAVA DEVELOPER



CRYSTAL DeDITIUS
PAYROLL/HUMAN RESOURCES



CRIS FOLMER
ASSISTANT TO THE CFO



PATTY HILLIARD
ACCOUNTS RECEIVABLE



GLENN JOHNSON
VICE PRESIDENT OF
INFORMATION TECHNOLOGY



LARRY KELLY
CLIENT/SERVER TECHNOLOGIST



SHAUN NICHOLSON
DIRECTOR OF FINANCE



TEMIKA SMITH-HARRIS
ACCOUNTS RECEIVABLE



KEITHA STANLEY
PAYROLL/HUMAN RESOURCES



HILARY TAYLOR
SENIOR ACCOUNTANT



WILLIAM TRAURIG
SENIOR VICE PRESIDENT/
GENERAL COUNSEL



MYATT WILLIAMS
DIRECTOR OF IT SERVICES

FOOD & BEVERAGE



PETE AIELLO
BANQUET CHEF



DENNIS ATKINSON
EXECUTIVE SOUS CHEF



GARY BERRY
COMMISSARY MANAGER



BARBARA COUCH
ASSISTANT CONCESSIONS
MANAGER



CHRIS DIAMOND
SENIOR DIRECTOR OF
VAB CATERING



MICHAEL FLOOD
EXECUTIVE CHEF



MELISSA FULKERSON
CATERING MANAGER



HOLLIE HAWKINS
MANAGER OF SUITES FOOD
& BEVERAGE



KEVIN HEINTZ
SOUS CHEF



SHANNON HIGNITE
CATERING ADMINISTRATIVE
COORDINATOR



LORI HOLTZ
MANAGER OF F&B FINANCIALS, CHEF GARDE MANGER
IN-SEAT SERVICES



LECAN HUYNH



MATTHEW KRAFT
COMMISSARY SUPERVISOR



JOSEPH MAGENHEIMER
CHEF DE PARTIE



FRANKIE MCGEE
DIRECTOR OF CATERING



CINDY MEDLIN
CONCESSION ADMINISTRATIVE
COORDINATOR



TODD NICHOLS
SUITES FOOD & BEVERAGE
ASSISTANT MANAGER



JIM O'BRIEN
CONCESSIONS MANAGER

FULL-TIME STAFF

MARKETING AND COMMUNITY RELATIONS



JILL RHEUTAN
ASSISTANT CATERING
MANAGER



RICK RHODES
DIRECTOR OF CONCESSIONS



DAVID SMITH
SUITES CHEF



LAUREN BAXTER
MANAGER OF CREATIVE
SERVICES



JONATHAN BOGGS
PROMOTIONS/ FAN
DEVELOPMENT COORDINATOR



GEORGE BROWN
MASCOT COORDINATOR



JON CHASE
DIRECTOR OF COMMUNITY
RELATIONS & PROMOTIONS



COOP ELIAS
SOCIAL MEDIA SPECIALIST



LAURA FAZZINA
COMMUNITY RELATIONS
COORDINATOR



MIKE FORMAN
DIRECTOR OF MARKETING



GREGG FORWERCK
TEAM PHOTOGRAPHER



KYLE FOWLKES
GRAPHIC DESIGNER



CHRIS GREENLEY
DIRECTOR OF CANESVISION &
IN-GAME MARKETING



NATHAN HESS
PRODUCER, CANESVISION
& WOLFPACK TV



GABBY PINTO
COMMUNITY RELATIONS
COORDINATOR / KNCF GRANT
& EVENT SPECIALIST



MICHAEL SMITH
WEB PRODUCER



NIKKI STOUTD
MARKETING COORDINATOR



STORMY
ICE HOG

MERCHANDISE

SALES



DOUG WARF
VICE PRESIDENT OF MARKETING/
EXECUTIVE DIRECTOR OF KIDS
'N COMMUNITY FOUNDATION



CHRISTINE WILLIAMS
PRODUCER, CANESVISION
& WOLFPACK TV



SHANE WILLIS
YOUTH AND AMATEUR
HOCKEY COORDINATOR



JAMES BLITCH
DIRECTOR OF MERCHANDISE



DEREK ALLAN
ACCOUNT EXECUTIVE/
BUSINESS DEVELOPMENT



JIM BALLWEG
VICE PRESIDENT OF CORPORATE
PARTNERSHIPS



MARIE BOBALIK
MANAGER OF CLIENT SERVICES



JUSTIN BUCK
MANAGER OF CORPORATE
PARTNERSHIPS



TIM CAMPBELL
ACCOUNT EXECUTIVE/
BUSINESS DEVELOPMENT



LANE CODY
CORPORATE SALES EXECUTIVE



SARA DANIEL
VICE PRESIDENT OF
TICKET SALES



RICH DAVIS
SENIOR GROUP SALES
REPRESENTATIVE

FULL-TIME STAFF



**DOUG
DICKMAN**

CORPORATE SALES
EXECUTIVE



**RYAN
ERDMAN**

MANAGER OF CLIENT SERVICE
AND RETENTION



**PAUL
FRIEDLANDER**

GROUP SALES
REPRESENTATIVE



**DENNIS
FRYER**

INSIDE SALES MANAGER



**JOHNNY
GILL**

SENIOR CORPORATE
SALES EXECUTIVE



**RON
HECHT**

DIRECTOR OF TICKET SALES



**JENNA
JONES**

CUSTOMER RELATIONSHIP/
DATABASE COORDINATOR



**BRIAN
KAPUSTA**

HURRICANES GROUP
SALES MANAGER



**DEAN
LUCERO**

ACCOUNT EXECUTIVE/
BUSINESS DEVELOPMENT



**ANTHONY
MARINO**

ACCOUNT EXECUTIVE/
BUSINESS DEVELOPMENT



**RYAN
MARTIN**

CORPORATE SALES EXECUTIVE



**TAMMY
MIRES**

DIRECTOR OF GROUP SALES



**CHRISTINA
MONTEROSSO**

GROUP SALES
REPRESENTATIVE



**MIKE
MUSIALOWSKI**

CLIENT RELATIONS
REPRESENTATIVE



**JIMMY
NAUGHTON**

ACCOUNT EXECUTIVE/
BUSINESS DEVELOPMENT



**GREG
PERNA**

SENIOR CLIENT RELATIONS
REPRESENTATIVE



**KAREN
PRINCE**

TICKET SALES ASSISTANT



**BRIAN
SLAIS**

PNC ARENA GROUP SALES
MANAGER



**MAX
SZILAGYI**

CLIENT RELATIONS
REPRESENTATIVE



**TYLER
WALLACE**

ACCOUNT EXECUTIVE/
BUSINESS DEVELOPMENT



**JOE
WELCH**

CLIENT RELATIONS
REPRESENTATIVE





PLAYERS

2016-17 Team Roster with Stats, Records and Career Highlights

2016-17 ROSTER

BY NUMBER

NO.	PLAYER	POS.	HT.	WT.	S/C	BIRTHPLACE	BIRTHDATE	HOW ACQUIRED
4	FLEURY, Haydn	D	6'3"	221	Left	Carlyle, Sask.	7/8/1996	Draft '14 (1-7-1)
5	HANIFIN, Noah	D	6'3"	206	Left	Boston, MA	1/25/1997	Draft '15 (1-5-1)
7	MURPHY, Ryan	D	5'11"	185	Right	Aurora, Ont.	3/31/1993	Draft '11 (1-12-1)
11	STAAL, Jordan	C	6'4"	220	Left	Thunder Bay, Ont.	9/10/1988	Trade w/ PIT (6/12)
15	NESTRASIL, Andrej	C	6'3"	200	Right	Prague, Czech Rep.	2/22/1991	Waivers (11/14)
16	LINDHOLM, Elias	C/RW	6'1"	192	Right	Boden, Sweden	12/2/1994	Draft '13 (1-5-1)
18	McCLEMENT, Jay	C	6'1"	205	Left	Kingston, Ont.	3/2/1983	Free Agent (7/14)
19	SAARELA, Aleksi	C	5'11"	200	Left	Helsinki, Finland	1/7/1997	Trade w/ NYR (2/16)
20	AHO, Sebastian	RW	5'11"	172	Left	Rauma, Finland	7/26/1997	Draft '15 (2-35-2)
21	STEMPNIAK, Lee	RW	5'11"	195	Right	West Seneca, NY	2/4/83	Free Agent (7/16)
22	PESCE, Brett	D	6'3"	200	Right	Tarrytown, NY	11/15/1994	Draft '13 (2-66-3)
23	McGINN, Brock	LW	6'0"	185	Left	Fergus, Ont.	2/2/1994	Draft. '12 (2-47-2)
24	BEAN, Jake	D	6'1"	173	Left	Calgary, Alb.	6/9/1998	Draft '16 (1-13-1)
25	STALBERG, Viktor	LW	6'3"	209	Left	Gothenburg, Sweden	1/17/1986	Free Agent (6/16)
26	TENNYSON, Matt	D	6'2"	205	Right	Minneapolis, MN	4/23/90	Free Agent (7/16)
27	FAULK, Justin	D	6'0"	215	Right	South St. Paul, MN	3/20/1992	Draft '10 (2-37-2)
29	BICKELL, Bryan	LW	6'4"	223	Left	Bowmanville, Ont.	3/9/1986	Trade w/ CHI (6/16)
30	WARD, Cam	G	6'1"	185	Left	Saskatoon, Sask.	2/29/1984	Draft '02 (1-25-1)
31	LACK, Eddie	G	6'4"	187	Left	Norrstalje, Sweden	1/5/1988	Trade w/ VAN (6/15)
32	LEIGHTON, Michael	G	6'3"	186	Left	Petrolia, Ont.	5/19/81	Free Agent (9/16)
33	RYAN, Derek	C	5'10"	170	Right	Spokane, WA	12/29/1986	Free Agent (6/15)
34	Di GIUSEPPE, Phil	LW	6'0"	200	Left	Maple, Ont.	10/9/1993	Draft '12 (1-38-2)
35	NEDELJKOVIC, Alex	G	6'0"	198	Left	Parma, OH	1/7/1996	Draft '14 (2-37-2)
36	BROWN, Patrick	C/LW	6'1"	210	Right	Bloomfield Hills, MI	5/29/1992	Free Agent (4/14)
37	FOEGELE, Warren	LW	6'2"	190	Left	Markham, Ont.	4/1/1996	Draft '14 (3-67-3)
38	WESLEY, Josh	D	6'3"	200	Right	Hartford, CT	4/9/1996	Draft '14 (4-96-4)
39	ZYKOV, Valentin	RW	6'1"	224	Right	St. Petersburg, Russia	5/15/1995	Trade w/ LA (2/16)
40	ALTSHULLER, Daniel	G	6'3"	205	Left	Ottawa, Ont.	7/24/1994	Draft '12 (3-69-3)
41	ZIMMER, Max	LW	6'0"	190	Left	Plymouth, MN	10/29/1997	Draft '16 (7-104-4)
42	NORDSTROM, Joakim	LW	6'1"	189	Left	Stockholm, Sweden	2/25/1992	Trade w/ CHI (9/15)
43	KARLSSON, Erik	LW	6'0"	170	Left	Lerum, Swe.	7/28/1994	Draft. '12 (4-99-4)
44	GAUTHIER, Julien	RW	6'4"	225	Right	Point-aux-Trembles, Que.	10/15/97	Draft '16 (2-21-1)
45	LOWE, Keegan	D	6'2"	195	Left	Greenwich, CT	3/29/1993	Draft '11 (3-73-3)
46	CARRICK, Trevor	D	6'2"	186	Left	Stouffville, Ont.	7/4/1994	Draft '12 (5-115-4)
47	FILIFE, Matt	C	6'2"	198	Left	Lynnfield, MA	12/31/97	Draft '16 (4-67-3)
48	SUTTER, Brody	C	6'5"	203	Right	Viking, Alb.	9/26/1991	Draft '11 (6-193-7)
49	RASK, Victor	C	6'2"	200	Left	Leksand, Sweden	3/1/1993	Draft '11 (2-42-2)
50	HELVIK, Jeremy	G	6'4"	207	Left	Markham, Ont.	5/25/1997	Draft '16 (8-134-5)
51	HOFMANN, Gregory	C	6'0"	200	Left	Tramelan, Switzerland	11/13/1992	Draft '11 (4-103-4)
52	ELYNUK, Hudson	C	6'5"	194	Left	Saskatoon, Sask.	10/12/97	Draft '16 (5-74-3)
53	SKINNER, Jeff	LW	5'11"	200	Left	Markham, Ont.	5/16/1992	Draft '10 (1-7-1)
54	ROBERTSON, Dennis	D	6'1"	215	Left	Fort St. John, BC	5/24/91	Trade w/ CHI (2/16)
55	McKEOWN, Roland	D	6'1"	195	Right	Listowel, Ont.	1/20/1996	Trade w/ LA (2/15)
56	WOODS, Brendan	LW/C	6'4"	210	Left	Humboldt, Sask.	6/11/1992	Draft '12 (7-129-5)
57	POTURALSKI, Andrew	F	5'10"	180	Right	Williamsville, NY	1/14/94	Free Agent (3/16)
58	ROY, Nicolas	C	6'4"	208	Right	Amos, Que.	2/5/1997	Draft '15 (4-96-4)
59	KUOKKANEN, Janne	LW/C	6'1"	188	Left	Oulunsalo, Finland	5/25/1998	Draft '16 (3-43-2)
60	OLSON, Collin	G	6'4"	210	Left	Burnsville, MN	4/4/1994	Draft '12 (8-159-6)
61	TOLCHINSKY, Sergey	LW	5'8"	170	Left	Moscow, Russia	2/3/1995	Free Agent (8/13)
64	BISHOP, Clark	C	6'0"	194	Left	St. John's, NF	3/29/1996	Draft '14 (6-127-5)
65	HAINSEY, Ron	D	6'3"	210	Left	Bolton, CT	3/24/1981	Free Agent (9/13)
67	STEVENS, Luke	LW	6'5"	200	Left	Bellair, CA	2/11/1997	Draft. '15 (5-126-5)
68	GANLY, Tyler	D	6'2"	204	Right	Milton, Ont.	3/22/1995	Draft '13 (4-156-6)
70	BOOTH, Callum	G	6'4"	191	Left	Montreal, Que.	5/21/1997	Draft '15 (3-93-4)
71	WALLMARK, Lucas	C	6'0"	176	Left	Umea, Swe.	9/5/1995	Draft '14 (5-97-4)
72	MILLER, Andrew	C/RW	5'10"	181	Right	Bloomfield Hills, MI	9/18/1988	Free Agent (7/16)
74	SLAVIN, Jaccob	D	6'2"	205	Left	Erie, CO	5/1/1994	Draft '12 (6-120-4)
75	SMALLMAN, Spencer	RW	6'1"	200	Right	Summerside, PEI	9/9/1996	Draft 15 (6-138-5)
76	CHELIOS, Jake	D	6'2"	185	Left	Bloomfield Hills, MI	3/8/1991	Free Agent (4/16)
78	LORENTZ, Steven	C/LW	6'4"	201	Left	Kitchener, Ont.	4/13/1996	Draft '15 (9-186-7)
80	LAFONTAINE, Jack	G	6'2"	204	Left	Mississauga, Ont.	1/6/1998	Draft. '16 (6-75-3)
82	CARROLL, Noah	D	6'1"	184	Left	Strathroy, Ont.	12/2/1997	Draft '16 (9-164-6)
83	COTTON, David	C	6'2"	200	Left	Parker, TX	7/9/1997	Draft '15 (8-169-6)
86	TERAVAINEN, Teuvo	C	5'11"	178	Left	Helsinki, Finland	9/11/1994	Trade w/ CHI (6/16)
	COLLIER, Brendan	LW	5'9"	176	Left	Charlestown, MA	10/8/93	Draft '12 (9-189-7)

BY NAME

NO.	PLAYER	POS.	HT.	WT.	S/C	BIRTHPLACE	BIRTHDATE	HOW ACQUIRED
20	AHO, Sebastian	RW	5'11"	172	Left	Rauma, Finland	7/26/1997	Draft '15 (2-35-2)
40	ALTSHULLER, Daniel	G	6'3"	205	Left	Ottawa, Ont.	7/24/1994	Draft '12 (3-69-3)
24	BEAN, Jake	D	6'1"	173	Left	Calgary, Alb.	6/9/1998	Draft '16 (1-13-1)
29	BICKELL, Bryan	LW	6'4"	223	Left	Bowmanville, Ont.	3/9/1986	Trade w/ CHI (6/16)
64	BISHOP, Clark	C	6'0"	194	Left	St. John's, NF	3/29/1996	Draft '14 (6-127-5)
70	BOOTH, Callum	G	6'4"	191	Left	Montreal, Que.	5/21/1997	Draft '15 (3-93-4)
36	BROWN, Patrick	C/LW	6'1"	210	Right	Bloomfield Hills, MI	5/29/1992	Free Agent (4/14)
46	CARRICK, Trevor	D	6'2"	186	Left	Stouffville, Ont.	7/4/1994	Draft '12 (5-115-4)
82	CARROLL, Noah	D	6'1"	184	Left	Strathroy, Ont.	12/2/1997	Draft '16 (9-164-6)
76	CHELIOS, Jake	D	6'2"	185	Left	Bloomfield Hills, MI	3/8/1991	Free Agent (4/16)
	COLLIER, Brendan	LW	5'9"	176	Left	Charlestown, MA	10/8/93	Draft '12 (9-189-7)
83	COTTON, David	C	6'2"	200	Left	Parker, TX	7/9/1997	Draft '15 (8-169-6)
34	Di GIUSEPPE, Phil	LW	6'0"	200	Left	Maple, Ont.	10/9/1993	Draft '12 (1-38-2)
52	ELYNUIK, Hudson	C	6'5"	194	Left	Saskatoon, Sask.	10/12/1997	Draft '16 (5-74-3)
27	FAULK, Justin	D	6'0"	215	Right	South St. Paul, MN	3/20/1992	Draft '10 (2-37-2)
47	FILIPE, Matt	C	6'2"	198	Left	Lynnfield, MA	12/31/1997	Draft '16 (4-67-3)
4	FLEURY, Haydn	D	6'3"	221	Left	Carlyle, Sask.	7/8/1996	Draft '14 (1-7-1)
37	FOEGELE, Warren	LW	6'2"	190	Left	Markham, Ont.	4/1/1996	Draft '14 (3-67-3)
68	GANLY, Tyler	D	6'2"	204	Right	Milton, Ont.	3/22/1995	Draft '13 (4-156-6)
44	GAUTHIER, Julien	RW	6'4"	225	Right	Point-aux-Trembles, Que.	10/15/1997	Draft '16 (2-21-1)
65	HAINSEY, Ron	D	6'3"	210	Left	Bolton, CT	3/24/1981	Free Agent (9/13)
5	HANIFIN, Noah	D	6'3"	206	Left	Boston, MA	1/25/1997	Draft '15 (1-5-1)
50	HELVIG, Jeremy	G	6'4"	207	Left	Markham, Ont.	5/25/1997	Draft '16 (8-134-5)
51	HOFMANN, Gregory	C	6'0"	200	Left	Tramelan, Switzerland	11/13/1992	Draft '11 (4-103-4)
43	KARLSSON, Erik	LW	6'0"	170	Left	Lerum, Swe.	7/28/1994	Draft '12 (4-99-4)
59	KUOKKANEN, Janne	LW/C	6'1"	188	Left	Oulunsalo, Finland	5/25/1998	Draft '16 (3-43-2)
31	LACK, Eddie	G	6'4"	187	Left	Norrstalje, Sweden	1/5/1988	Trade w/ VAN (6/15)
80	LAFONTAINE, Jack	G	6'2"	204	Left	Mississauga, Ont.	1/6/1998	Draft '16 (6-75-3)
32	LEIGHTON, Michael	G	6'3"	186	Left	Petrolia, Ont.	5/19/81	Free Agent (9/16)
16	LINDHOLM, Elias	C/RW	6'1"	192	Right	Boden, Sweden	12/2/1994	Draft '13 (1-5-1)
78	LORENTZ, Steven	C/LW	6'4"	201	Left	Kitchener, Ont.	4/13/1996	Draft '15 (9-186-7)
45	LOWE, Keegan	D	6'2"	195	Left	Greenwich, CT	3/29/1993	Draft '11 (3-73-3)
18	McCLEMENT, Jay	C	6'1"	205	Left	Kingston, Ont.	3/2/1983	Free Agent (7/14)
23	McGINN, Brock	LW	6'0"	185	Left	Fergus, Ont.	2/2/1994	Draft '12 (2-47-2)
55	McKEOWN, Roland	D	6'1"	195	Right	Listowel, Ont.	1/20/1996	Trade w/ LA (2/15)
72	MILLER, Andrew	C/RW	5'10"	181	Right	Bloomfield Hills, MI	9/18/1988	Free Agent (7/16)
7	MURPHY, Ryan	D	5'11"	185	Right	Aurora, Ont.	3/31/1993	Draft '11 (1-12-1)
35	NEDELJKOVIC, Alex	G	6'0"	198	Left	Parma, OH	1/7/1996	Draft '14 (2-37-2)
15	NESTRASIL, Andrej	C	6'3"	200	Right	Prague, Czech Rep.	2/22/1991	Waivers (11/14)
42	NORDSTROM, Joakim	LW	6'1"	189	Left	Stockholm, Sweden	2/25/1992	Trade w/ CHI (9/15)
60	OLSON, Collin	G	6'4"	210	Left	Burnsville, MN	4/4/1994	Draft '12 (8-159-6)
22	PESCE, Brett	D	6'3"	200	Right	Tarrytown, NY	11/15/1994	Draft '13 (2-66-3)
57	POTURALSKI, Andrew	F	5'10"	180	Right	Williamsville, NY	1/14/1994	Free Agent (3/16)
49	RASK, Victor	C	6'2"	200	Left	Leksand, Sweden	3/1/1993	Draft '11 (2-42-2)
54	ROBERTSON, Dennis	D	6'1"	215	Left	Fort St. John, BC	5/24/1991	Trade w/ CHI (2/16)
58	ROY, Nicolas	C	6'4"	208	Right	Amos, Que.	2/5/1997	Draft '15 (4-96-4)
33	RYAN, Derek	C	5'10"	170	Right	Spokane, WA	12/29/1986	Free Agent (6/15)
19	SAARELA, Aleksi	C	5'11"	200	Left	Helsinki, Finland	1/7/1997	Trade w/ NYR (2/16)
53	SKINNER, Jeff	LW	5'11"	200	Left	Markham, Ont.	5/16/1992	Draft '10 (1-7-1)
74	SLAVIN, Jaccob	D	6'2"	205	Left	Erie, CO	5/1/1994	Draft '12 (6-120-4)
75	SMALLMAN, Spencer	RW	6'1"	200	Right	Summerside, PEI	9/9/1996	Draft 15 (6-138-5)
11	STAAL, Jordan	C	6'4"	220	Left	Thunder Bay, Ont.	9/10/1988	Trade w/ PIT (6/12)
25	STALBERG, Viktor	LW	6'3"	209	Left	Gothenburg, Sweden	1/17/1986	Free Agent (6/16)
21	STEMPNIAK, Lee	RW	5'11"	195	Right	West Seneca, NY	2/4/1983	Free Agent (7/16)
67	STEVENS, Luke	LW	6'5"	200	Left	Bellair, CA	2/11/1997	Draft '15 (5-126-5)
48	SUTTER, Brody	C	6'5"	203	Right	Viking, Alb.	9/26/1991	Draft '11 (6-193-7)
26	TENNYSON, Matt	D	6'2"	205	Right	Minneapolis, MN	4/23/1990	Free Agent (7/16)
86	TERAVAINEN, Teuvo	C	5'11"	178	Left	Helsinki, Finland	9/11/1994	Trade w/ CHI (6/16)
61	TOLCHINSKY, Sergey	LW	5'8"	170	Left	Moscow, Russia	2/3/1995	Free Agent (8/13)
71	WALLMARK, Lucas	C	6'0"	176	Left	Umea, Swe.	9/5/1995	Draft '14 (5-97-4)
30	WARD, Cam	G	6'1"	185	Left	Saskatoon, Sask.	2/29/1984	Draft '02 (1-25-1)
38	WESLEY, Josh	D	6'3"	200	Right	Hartford, CT	4/9/1996	Draft '14 (4-96-4)
56	WOODS, Brendan	LW/C	6'4"	210	Left	Humboldt, Sask.	6/11/1992	Draft '12 (7-129-5)
41	ZIMMER, Max	LW	6'0"	190	Left	Plymouth, MN	10/29/1997	Draft '16 (7-104-4)
39	ZYKOV, Valentin	RW	6'1"	224	Right	St. Petersburg, Russia	5/15/1995	Trade w/ LA (2/16)



BRYAN BICKELL 29



Left Wing • Shoots Left

Acquired: 6/15/16, Trade with CHI

6'4" • 223 lbs.

2015-16 Teams: Chicago (NHL), Rockford (AHL)

3/9/86 • Bowmanville, Ont.

Drafted: Chicago 2004 (3-41-2)

HIGHLIGHTS

NHL FIRSTS:

Game: 4/5/07; 3-2 CHI W vs. DET
Point: 4/5/07; 3-2 CHI W vs. DET (goal)
Goal: 4/5/07; 3-2 CHI W vs. DET (Osgood)
Shootout Stats: 1 attempt, 0 goals (0.0%),
 0 game-deciding goals

NHL HIGHS:

Goals: 2-2x (Last: 1/8/15; 4-2 CHI W at MIN)
Assists: 3 (3/16/13; 8-1 CHI W at DAL)
Points: 3-2x (Last: 3/16/13; 8-1 CHI W at DAL)
Penalty Min: 17 (12/18/11; 4-2 CHI W vs. CGY)
Goal Streak: 4 games (10/19/13-10/26/13: 4g)
Assist Streak: 3 games-2x (Last: 3/16/12-3/20/12: 4a)
Point Streak: 6 games (Last: 12/13/10-12/26/10: 4g, 3a)

CAREER STATS

YEAR	TEAM	LEAGUE	REGULAR SEASON					PLAYOFFS				
			GP	G	A	TP	PIM	GP	G	A	TP	PIM
2002-03	Ottawa	OHL	50	7	10	17	4	20	5	3	8	12
2003-04 (a)	Ottawa	OHL	59	20	16	36	76	7	3	0	3	11
2004-05	Ottawa	OHL	66	22	32	54	95	21	5	12	17	32
2005-06	Ottawa	OHL	41	28	22	50	41	—	—	—	—	—
	Windsor	OHL	26	17	16	33	19	7	5	5	10	10
2006-07	Chicago	NHL	3	2	0	2	0	—	—	—	—	—
	Norfolk	AHL	48	10	15	25	66	2	0	0	0	0
2007-08	Chicago	NHL	4	0	0	0	2	—	—	—	—	—
	Rockford	AHL	73	19	20	39	52	12	2	3	5	11
2008-09	Rockford	AHL	42	6	8	14	60	4	0	2	2	4
2009-10	Chicago	NHL	16	3	1	4	5	4	0	1	1	2
	Rockford	AHL	65	16	15	31	58	—	—	—	—	—
2010-11	Chicago	NHL	78	17	20	37	40	5	2	2	4	0
2011-12	Chicago	NHL	71	9	15	24	48	6	2	0	2	4
2012-13	Orli Znojmo	Austria	28	9	18	27	14	—	—	—	—	—
	Chicago	NHL	48	9	14	23	25	23	9	8	17	14
2013-14	Chicago	NHL	59	11	4	15	28	19	7	3	10	8
2014-15	Chicago	NHL	80	14	14	28	38	18	0	5	5	14
2015-16 (b)	Chicago	NHL	25	0	2	2	2	—	—	—	—	—
	Rockford	AHL	47	15	16	31	23	3	0	1	1	2
NHL Totals (8 Seasons)			384	65	70	135	188	75	20	19	39	42

(a) June 26, 2004—Selected by the Chicago Blackhawks in the 2004 NHL Draft. Third Blackhawks pick, 41st overall, second round.

(b) June 15, 2016—Acquired by the Carolina Hurricanes along with Teuvo Teravainen from the Chicago Blackhawks in exchange for a second-round pick in the 2016 NHL Draft and a third-round pick in the 2017 NHL Draft.

VS. NHL

CLUB	GP	G	A	PTS	PIM
ANA	17	2	0	2	9
ARI	16	3	4	7	8
BOS	6	2	0	2	0
BUF	8	0	1	1	2
CGY	17	1	2	3	21
CAR	6	1	1	2	2
CHI	0	0	0	0	0
COL	22	5	3	8	20
CBJ	23	5	7	12	9
DAL	18	3	8	11	4
DET	26	3	2	5	8
EDM	17	3	2	5	8
FLA	6	1	1	2	0
LA	16	2	3	5	2
MIN	20	8	2	10	6
MTL	6	1	3	4	0
NSH	28	7	8	15	13
NJ	6	2	0	2	0
NYI	7	0	1	1	4
NYR	6	0	1	1	0
OTT	6	1	1	2	2
PHI	5	1	1	2	12
PIT	7	2	0	2	4
STL	27	4	8	12	11
SJ	19	3	3	6	20
TB	7	1	1	2	0
TOR	5	2	1	3	4
VAN	17	1	3	4	6
WSH	7	1	2	3	4
WPG	13	0	1	1	9

PERSONAL

Bryan and his wife, Amanda, have two daughters – Makayla and Kinslee... They spend their summers in Newcastle, Ont., and have a dog named Bailey... The Bickells have their own charitable foundation – the Bryan and Amanda Bickell Foundation – which focuses on assisting abused children and pit bull breeds... Bryan started playing hockey at the age of 5 and his first team was the Orono Leafs... His favorite player growing up was Wendel Clark and the best advice he's been given was to "never give up"... His favorite movie is Dumb & Dumber and favorite app is Instagram... Bryan is an avid fisherman – his favorite magazine is Bass Masters, favorite television show is Major League Fishing and favorite song

is Buy Me a Boat by Chris Janson ... He's been No. 29 since it was assigned to him when he was called up to the NHL... His favorite actor is Kim Coates, favorite vacation spot is Cabo and favorite food is Chipotle... His favorite holiday is Christmas... Bryan's favorite former teammates are Andrew Shaw, Corey Crawford and John Scott... His most memorable hockey moment was scoring the game-tying goal with 1:17 left in Game 6 of the 2013 Stanley Cup Final at BOS... His favorite road city is Nashville, favorite road arena is Bell Centre and favorite team to play against is Toronto.



2015-16 SEASON

Completed his eighth NHL season, splitting the year between Chicago and the Blackhawks' American Hockey League (AHL) affiliate, the Rockford IceHogs... Earned two assists in 25 games for Chicago... Netted 15 goals and added 16 assists (31 points) in 47 games on the AHL level for Rockford... Had eight multi-point efforts with the

IceHogs, including three-point games (1g, 2a) at Iowa (11/14) and at San Antonio (12/4) and a two-goal effort vs. Grand Rapids (2/14)... Had one assist in three Calder Cup playoff games as Rockford was swept by Lake Erie in the opening round.

CAREER

Is in his ninth NHL season and first with the Hurricanes... Was acquired from Chicago on 6/15/16 along with Teuvo Teravainen in exchange for a second-round pick in 2016 and a third-round selection in 2017... Is in the final year of a four-year contract... Won the Stanley Cup in 2013 and 2015 with Chicago and was a member of the 2010 Cup-winning team... Played for current Hurricanes Head Coach Bill Peters with the Rockford IceHogs (AHL) during the 2008-09 and 2009-10 seasons... **2002-03:** Made his OHL debut and ranked third among Ottawa rookies in goals (7) and points (17) in 50 regular-season games... Recorded eight points (5g, 3a) and 12 penalty minutes in 20 postseason tilts to help Ottawa reach the OHL Final... **2003-04:** Was tied for third among 67's skaters with 20 goals and ranked ninth on the team with 36 points in 58 regular-season contests... Tallied three goals in seven playoff outings... **2004-05:** Ranked sixth among Ottawa skaters with 54 points (22g, 32a)... Was fifth on the team with an OHL career-high 95 penalty minutes... Helped the 67's to the OHL Final and a berth in the Memorial Cup with 17 points (5g, 12a) and 32 penalty minutes in 21 playoff games... **2005-06:** Split his final junior season between the Ottawa 67's and Windsor Spitfires, tallying a junior career-best 83 points (45g, 38a) in 67 regular-season games... Led Windsor with 17 goals... Ranked second in assists (16) and points (33) in 26 contests... Paced the Spitfires with five goals and ranked second with 10 points in seven playoff outings... Ranked third on the club in goals (28) and fifth in points (50) during the regular season... **2006-07:** Made his NHL debut, notching his first two career goals in three games with the Blackhawks... Recorded a goal in his debut vs. DET (4/5), a 3-2 shootout win... Netted his second goal at DAL (4/8)... Notched 25 points (10g, 15a) and 66 penalty minutes in 48 games with the AHL's Norfolk Admirals... Dished out an AHL career-high three assists in his first professional contest, vs. Springfield (10/14)... Started his professional career with points in four consecutive games (2g, 6a)... Matched a season high with three points (1g, 2a) vs. Albany (1/13)... **2007-08:** Held scoreless and posted two penalty minutes in four NHL games with the Blackhawks... Ranked third among Rockford skaters with 19 goals and sixth with 20 assists and 39 points, all professional career highs, in 73 regular-season contests... Shared fourth on the club with six power-play goals... Recorded professional career highs with four points (2g, 2a) and a (+5) rating vs. San Antonio (4/5), one of five multi-point outings on the season... Posted a career-long six-game point streak (2g, 4a) from 12/15-12/26... Earned five points (2g, 3a) in 12 Calder Cup playoff games, including three points (1g, 2a) vs. Chicago (5/3)... **2008-09:** Limited to just 42 regular-season games with Rockford due to injury... Notched 14 points (6g, 8a) and 60 penalty minutes for the IceHogs... Picked up a pair of assists in four playoff games... **2009-10:** Posted four points (3g, 1a) in 16 regular-season contests with the Blackhawks... Netted the game-winning goal in a 1-0 win at VAN (11/22) for his first goal of the season... Participated in his first Stanley Cup playoffs, recording one assist in four contests as the Blackhawks captured the Stanley Cup championship... Registered his first NHL postseason point with an assist in Game 4 of the Western Conference Quarterfinal at NSH (4/22)... Ranked fifth among Rockford IceHogs skaters with 16 goals and added 15 assists in 65 AHL regular-season games... Tallied a season-high three points (1g, 2a) vs. Grand Rapids (2/3)... **2010-11:** Recorded NHL career highs in

almost every statistical category in 78 regular-season games during his first full NHL campaign... Ranked ninth among NHL rookies with a career-best 17 goals and was tied for 12th with 37 points... Matched a professional career high with 20 assists... Finished with 178 hits, second among Blackhawks forwards... Had four multi-point efforts... Fired a career-high seven shots on goal at MTL (3/5)... Established an NHL career-long, six-game point streak from Dec. 13-26 (4g, 3a), including a three-game goal streak (3g) from Dec. 13-17... Posted the first multi-point game of his NHL career with two points (1g, 1a) vs. DAL (12/8)... Recorded four points (2g, 2a) in five games as Chicago fell to Vancouver in the 2011 Western Conference Quarterfinal... Scored a goal and added an assist in Game 4 (4/19)... **2011-12:** Totaled 24 points (9g, 15a) in 71 regular-season contests with the Blackhawks... Paced club forwards and ranked second on the team with 128 hits... Had an NHL career-best three points (1g, 2a) vs. WSH (3/18)... Matched his career-high with seven shots on goal at NSH (3/31)... Logged a regular-season career-high 19:32 of ice time vs. COL (10/22)... Shared the team lead with two goals in six postseason games as Chicago fell to Arizona in the Western Conference Quarterfinals... Netted his first career multi-goal playoff game with a power-play goal and his first NHL overtime tally in Game 2 (4/14)... **2012-13:** Split the season between Chicago and Orli Znojmo of the Austrian League... Was tied for sixth among Blackhawks skaters with 23 points (9g, 14a) in 48 regular-season games... Posted a career-best plus-12 plus/minus rating... Netted a career-high two goals vs. MIN (3/5)... Matched a career-high with three assists at DAL (3/16)... Led the club with 108 hits... Ranked second on Orli Znojmo with 27 points in 28 regular-season games... Set career highs in every statistical category in 23 playoff games for Chicago en route to the 2013 Stanley Cup championship... Ranked second on the club and fifth in the league with 17 points... Was tied for second on the team with nine goals, including two game-winning goals... Led the club with 85 hits... Ranked fifth in the NHL with a team-high eight road points and ranked second in the NHL with club-best five road goals... Had a postseason career-long, five-game point streak (3g, 4a) from June 1-8... Posted nine hits in a career-high 28:18 of ice time in Game 1 of the Stanley Cup Final vs. BOS (6/12)... Notched the game-tying goal with 1:16 remaining in the third period of Game 6 of the Stanley Cup Final at BOS (6/24)... **2013-14:** Tallied 15 points (11g, 4a) in 59 regular-season games with Chicago... Scored goals in a career-long four consecutive games from Oct. 19-26 (4g)... Tallied his 100th NHL point with a goal at LA (2/3)... Missed 20 games due to injury (11/21-12/15; 3/21-3/30)... Recorded 10 points (7g, 3a) in 19 Stanley Cup playoff games... Ranked third on the team in playoff goals and third in the NHL with a team-high 80 hits... Equaled a postseason career-long five-game point streak (5g, 3a) from April 23-May 4... Set a postseason career high with three points (1g, 2a) vs. MIN (5/4)... **2014-15:** Registered 28 points (14g, 14a) in 80 regular-season games for Chicago... Ranked fourth on the team with 38 penalty minutes and led the club with 205 hits... Tallied six multi-point outings, including his second career two-goal game... Skated in his 300th NHL game at VAN (11/23)... Recorded a season-high 19:07 of ice time vs. DAL (1/18)... Notched five assists in 18 postseason games as he captured his third Stanley Cup championship with the Blackhawks... Led the NHL with 103 hits in the postseason.



PHIL Di GIUSEPPE 34



Left Wing • Shoots Left

Acquired: 2012 NHL Draft

6'0" • 200 lbs.

2015-16 Teams: Carolina (NHL), Charlotte (AHL)

10/9/93 • Maple, Ont.

Drafted: Carolina 2012 (1-38-2)

HIGHLIGHTS

NHL FIRSTS:

Game: 12/5/15; 3-2 W vs. MTL

Point: 12/8/15; 6-5 L at DAL (goal)

Goal: 12/8/15; 6-5 L at DAL (Lehtonen)

Shootout Stats: 1 attempt, 0 goals (0.0%),
0 game-deciding goals

NHL HIGHS:

Goals: 1-7x (Last: 3/17/16; 4-2 L at PIT)

Assists: 2-3x (Last: 3/5/16; 4-3 OTL at TB)

Points: 2-3x (Last: 3/5/16; 4-3 OTL at TB)

Penalty Min: 2-9x (Last: 2/23/16; 3-1 W vs. PHI)

Goal Streak: 2 games (3/10/16-3/12/16: 2g)

Assist Streak: 2 games (3/5/16-3/8/16: 3a)

Point Streak: 4 games-2x (Last: 3/5/16-3/12/16: 2g, 3a)

CAREER STATS

YEAR	TEAM	LEAGUE	REGULAR SEASON					PLAYOFFS				
			GP	G	A	TP	PIM	GP	G	A	TP	PIM
2008-09	Vaughan	GTHL	41	16	17	33	19	—	—	—	—	—
2009-10	Villanova	OJHL	56	16	31	47	44	6	1	3	4	0
2010-11	Villanova	OJHL	49	24	39	63	25	10	6	10	16	6
2011-12 (a)	Michigan	CCHA	40	11	15	26	18	—	—	—	—	—
2012-13	Michigan	CCHA	40	9	19	28	32	—	—	—	—	—
2013-14 (b)	Michigan	Big 10	35	13	11	24	29	—	—	—	—	—
	Charlotte	AHL	3	0	1	1	6	—	—	—	—	—
2014-15	Charlotte	AHL	76	11	19	30	20	—	—	—	—	—
2015-16	Carolina	NHL	41	7	10	17	18	—	—	—	—	—
	Charlotte	AHL	25	8	10	18	12	—	—	—	—	—
Hurricanes/NHL Totals (1 Season)			41	7	10	17	18	—	—	—	—	—

(a) June 23, 2012—Selected by the Carolina Hurricanes in the 2012 NHL Draft. First Hurricanes pick, 38th overall, second round.

(b) March 26, 2014—Signed a three-year, entry-level contract with the Carolina Hurricanes.

VS. NHL

CLUB	GP	G	A	PTS	PIM
ANA	1	0	1	1	0
ARI	2	1	0	1	2
BOS	2	1	0	1	0
BUF	2	1	0	1	0
CGY	2	0	0	0	2
CAR	0	0	0	0	0
CHI	2	0	1	1	2
COL	0	0	0	0	0
CBJ	1	0	0	0	0
DAL	1	1	0	1	0
DET	0	0	0	0	0
EDM	0	0	0	0	0
FLA	1	0	0	0	0
LA	0	0	0	0	0
MIN	1	0	0	0	0
MTL	2	0	0	0	0
NSH	1	0	1	1	2
NJ	3	0	0	0	0
NYI	1	0	2	2	0
NYR	1	0	0	0	0
OTT	2	0	1	1	2
PHI	2	0	2	2	2
PIT	3	1	0	1	0
STL	1	0	0	0	0
SJ	1	0	0	0	0
TB	2	0	2	2	2
TOR	2	0	0	0	2
VAN	0	0	0	0	0
WSH	3	1	0	1	0
WPG	2	1	0	1	2

PERSONAL

Phil is single and spends his summers in Toronto... He started playing hockey at the age of 4 and his first youth team was the Vaughan Rangers... He says his parents were the biggest influence on his career and that the best advice he's been given is "success is when preparation meets opportunity"... His favorite player growing up was Pavel Bure... Phil's favorite television show is Ray Donovan, favorite movie is Law Abiding Citizen and favorite actor is Al Pacino... His first job was as a hockey player... His biggest game-day habit is drinking coffee... Phil's favorite vacation spot is the Bahamas, favorite restaurant is Capital Grille, favorite food is lamb

chops and favorite video games are Call of Duty and EA Sports NHL... He enjoys watching football and his all-time favorite non-hockey athlete is Jerry Rice... When he isn't playing hockey, Phil enjoys golf... His favorite holiday is Christmas... He enjoys playing in the NHL because he gets to play with and against the best players in the world... His most-memorable hockey moment was scoring the game-winner in overtime in Boston on 3/10/16... His favorite road city is Glendale, AZ, and favorite team to play against is Toronto.



2015-16 SEASON


Completed his rookie season with the Hurricanes, totaling 17 points (7g, 10a) in 41 games played... Ranked third on the team in hits (113)... Also appeared in 25 games on the American Hockey League (AHL) level with Charlotte, notching 18 points (8g, 10a)... Made his NHL/Hurricanes debut vs. MTL (12/5)... Tallied his first NHL/Hurricanes goal at DAL (12/8)... Earned his first NHL assist, made a team-high three hits and was (+2) at ANA (12/11)... Recorded two assists and had team-high five hits at PHI (12/15)... Notched two assists, registered three hits and was (+1) vs. NYI (2/13)... Netted the game-winning goal in overtime at

BOS (3/10)... Posted a two-game goal streak from 3/10-3/12 (2g, 1a)... Missed final eight games of the season due to a concussion sustained at CBJ (3/24)... Games missed due to injury: 14 (concussion: 1/4-1/14, 3/26-4/9)... **Longest goal streak:** 2 games (3/10-3/12: 2g, 0a)... **Longest assist streak:** 2 games (3/5-3/8: 0g, 3a)... **Longest point streak:** 4 games (12/8-12/15: 2g, 3a; 3/5-3/12: 2g, 3a)... **Multi-assist games:** 3 (last: 3/5 at TB: 0g, 2a)... **Multi-point games:** 3 (last: 3/5 at TB: 0g, 2a).

CAREER

Is in his second NHL season with the Hurricanes... Was Carolina's first pick (38th overall) in the 2012 NHL Draft... Had appeared in 104 career American Hockey League (AHL) games with Charlotte at the end of the 2015-16 regular season, totaling 49 points (19g, 30a)... Had 78 points (33g, 45a) and 79 penalty minutes in 115 career college games with Michigan (CCHA) before signing with Carolina on 3/26/14... Represented Canada in the 2012 Canada-Russia Challenge... **2009-10:** Earned 47 points (16g, 31a) in 56 regular-season games and four points (1g, 3a) in six playoff games for the Villanova Knights of the Ontario Junior Hockey League (OJHL)... **2010-11:** Had 63 points (24g, 39a) in 49 regular-season games and 16 points (6g, 10a) in 10 playoff games during his second season with Villanova... **2011-12:** Scored 11 goals and added 15 assists (26 points) during his freshman season at the University of Michigan... Ranked second among Michigan rookies in goals, assists and points... Was a CCHA All-Rookie Team Honorable Mention selection... Registered seven multi-point games for the Wolverines... Made his Michigan debut vs. Niagara (10/4)... Earned his first point with an assist vs. Bentley (10/7)... Netted the first two goals of his career, including the game-winner, vs. Bentley (10/8)... Had his second consecutive multi-point game with a goal and an assist vs. St. Lawrence (10/13)... Matched his season high with a pair of goals vs. Ferris State (10/27)... Earned a career-high two assists vs. Ferris State (10/28)... Named CCHA Rookie of the Month for October and Rookie of the Week for the week ending 10/31... **2012-13:** Totaled 28 points (9g, 19a) in 40 games during his sophomore season at Michigan... Registered consecutive multi-point efforts vs. RIT (10/12: 1g, 1a) and vs. Bentley (10/19: 0g, 2a)... Had a goal and an assist vs.

Michigan State (12/30)... Set a career high with three assists vs. Michigan State (2/1)... Earned three points (1g, 2a) during Michigan's two-game sweep at Ohio State (2/22-2/23)... **2013-14:** Ranked 22nd in the Big Ten in scoring with 24 points (13g, 11a) in 35 games during his final collegiate season with Michigan... Netted game-winning goals for the Wolverines vs. Michigan State (1/23), vs. Penn State (2/22) and at Ohio State (3/2)... Scored a goal to force overtime in Michigan's Big Ten Tournament opener against Penn State before the Wolverines fell to the Nittany Lions in double overtime to end their season... Made his professional debut with Charlotte (AHL) at Oklahoma City (4/6)... Tallied his first professional point with an assist on Brody Sutter's goal at Rockford (4/19)... **2014-15:** Completed his first full professional season, ranking tied fourth among Charlotte (AHL) skaters with 30 points (11g, 19a) in 76 games... Was third on the team with 19 assists... Ranked second among Checkers rookies in goals (11), assists and points... Led the team and ranked fourth among AHL rookies with 174 shots on goal... Ranked second among Checkers rookies in power-play points (8)... Was one of just two Checkers and 24 AHL players to play in all 76 games... Scored the Checkers' first goal of the season and his first as a professional in the season opener at Milwaukee (10/10)... Opened the scoring and added an assist for his first multi-point game as a pro at Iowa (10/24)... Had an assist and scored his first career game-winner vs. Milwaukee (11/29)... Had his first multi-assist game of the season with a pair of helpers vs. Norfolk (3/8)... Recorded four points (1g, 3a), tying the Checkers' season high, in the season finale at Grand Rapids (4/18).



JUSTIN FAULK 27



Defenseman • Shoots Right

Acquired: 2010 NHL Entry Draft

6'0" • 215 lbs.

2015-16 Team: Carolina

3/20/92 • South St. Paul, MN

Drafted: Carolina 2010 (2-37-2)

HIGHLIGHTS

NHL FIRSTS:

Game: 10/7/11; 5-1 CAR L vs. TB

Point: 11/20/11; 3-2 CAR W vs. TOR (assist)

Goal: 12/9/11; 4-2 CAR L at WPG (Mason)

NHL HIGHS:

Goals: 2-2x (Last: 12/8/15; 6-5 CAR L at DAL)

Assists: 3 (2/7/15; 5-4 CAR W at SJ)

Points: 3-4x (Last: 3/10/15; 4-3 CAR SO L vs. CBJ)

Penalty Min: 7-2x (Last: 12/3/15; 5-1 CAR L vs. NJ)

Goal Streak: 2-5x (Last: 12/26/15-12/27/15: 2g)

Assist Streak: 3 games-3x (Last: 4/10/14-4/13/14: 4a)

Point Streak: 7 games (11/12/15-11/25/15: 3g, 6a)

CAREER STATS

YEAR	TEAM	LEAGUE	REGULAR SEASON					PLAYOFFS				
			GP	G	A	TP	PIM	GP	G	A	TP	PIM
2007-08	South St. Paul	High-MN	26	6	15	21	32	—	—	—	—	—
2008-09	USNTDP	NAHL	38	3	9	12	20	9	3	3	6	6
	USNTDP	U-17	17	7	9	16	35	—	—	—	—	—
2009-10 (a)	USNTDP	U-18	1	0	0	0	0	—	—	—	—	—
	USNTDP	U-18	39	12	9	21	20	—	—	—	—	—
2010-11 (b)	Minnesota-Duluth	WCHA	39	8	25	33	47	—	—	—	—	—
	Charlotte	AHL	—	—	—	—	—	13	0	2	2	2
2011-12	Carolina	NHL	66	8	14	22	29	—	—	—	—	—
	Charlotte	AHL	12	2	4	6	11	—	—	—	—	—
2012-13	Carolina	NHL	38	5	10	15	15	—	—	—	—	—
	Charlotte	AHL	31	5	19	24	16	—	—	—	—	—
2013-14	Carolina	NHL	76	5	27	32	37	—	—	—	—	—
2014-15	Carolina	NHL	82	15	34	49	30	—	—	—	—	—
2015-16	Carolina	NHL	64	16	21	37	27	—	—	—	—	—
Hurricanes/NHL Totals (5 Seasons)			326	49	106	155	138	—	—	—	—	—

(a) June 23, 2010—Selected by the Carolina Hurricanes in the 2010 NHL Entry Draft. Second Hurricanes pick, 37th overall, second round.

(b) April 15, 2011—Signed a three-year, entry-level contract with the Carolina Hurricanes.


VS. NHL

CLUB	GP	G	A	PTS	PIM
ANA	8	0	4	4	2
ARI	7	2	4	6	8
BOS	10	1	3	4	2
BUF	12	2	4	6	2
CGY	7	1	2	3	2
CAR	0	0	0	0	0
CHI	6	1	0	1	2
COL	7	1	0	1	4
CBJ	13	3	5	8	6
DAL	6	3	2	5	4
DET	10	2	6	8	4
EDM	7	0	6	6	4
FLA	19	2	5	7	9
LA	7	2	0	2	0
MIN	6	1	2	3	0
MTL	14	0	4	4	8
NSH	8	2	3	5	0
NJ	16	4	5	9	17
NYI	18	1	3	4	2
NYR	16	1	3	4	10
OTT	13	3	6	9	4
PHI	18	2	9	11	4
PIT	17	2	6	8	2
STL	6	1	1	2	6
SJ	5	2	3	5	0
TB	16	3	3	6	4
TOR	14	3	9	12	11
VAN	7	0	1	1	0
WSH	21	2	6	8	15
WPG	12	2	1	3	6

PERSONAL

Justin spends his summers in Minneapolis... He sponsors the Canes' "True Defenders" program, hosting military members and their families at games throughout the season... Justin started playing hockey at the age of 6 in South St. Paul, MN, and his mom was the biggest influence on his career... His favorite player growing up was Peter Forsberg... His favorite TV show is Suits, favorite movie is 21 Jump Street, favorite musical artist is Eric Church and favorite book is Lone Survivor... Justin's first job was assisting his uncle with landscaping... His biggest game-day habit is his nap... His favorite food is steak and favorite restaurant is Manny's Steakhouse in Minneapolis... His favorite vacation spot is Jamaica and favorite place in the Triangle is downtown Raleigh... Justin is on

Twitter and his username is @JustinFaulk27... His favorite website is yahoo.com and favorite video game is Call of Duty... His favorite sport outside of hockey is fishing and the person he would most like to meet is Tiger Woods... Justin is a fan of the Minnesota Twins... His most memorable hockey moments were winning the national championship with Minnesota-Duluth in 2011, playing his first NHL game and playing in the Olympics... His favorite former teammate is Adam Wilcox... Justin wears No. 27 because it was his number in high school, and he's always tried to wear it when possible... His favorite road city is New York, favorite road arena is Madison Square Garden and favorite team to play against is Pittsburgh.



2015-16 SEASON

Completed his fifth NHL season with Carolina... Established career highs with 16 goals and 12 power-play goals... Became the first player in NHL history whose first 12 goals of the season all came on the power play... Participated in his second NHL All-Star Game... Led all Hurricanes in power-play goals (12) and time on ice (24:02 per game) and ranked fifth in points (37)... Finished the season ranked in the top 20 among NHL blueliners in points (T-20th, 37), goals (T-6th, 16), power-play goals (T-2nd, 12), and shots on goals (15th, 184)... Matched Anton Babchuk's record for the most goals in a single season by a Hurricanes defenseman since the team's relocation... His 16 goals ranked tied for fourth in franchise history (including Hartford) for goals in a single season by a defenseman... Led Carolina defensemen in hits (109) and ranked second among Hurricanes blueliners in takeaways (45)... Had a seven-game point streak from 11/12-11/25 (3g, 5a), the longest point streak by a Hurricanes defenseman since relocation... Registered his first multi-point game of the season vs. OTT (11/7)... Tallied two power-play

goals and had a team-high six shots on goal in 25:22 of ice time vs. LA (11/22)... Tallied his 10th and 11th power-play goals of the season and blocked a team-high three shots at DAL (12/8)... Named the NHL's Third Star of the Week for the week of Dec. 14 after notching six points (3g, 3a) in three road games that week... Recorded his 100th career assist at PIT (12/19)... Played his 300th NHL/Hurricanes game vs. WSH (12/31)... Missed 18 of 19 games from 2/12-3/22 after suffering a lower-body injury in practice... Netted one goal on a team-high six shots vs. NYR (3/31)... Games missed due to injury: 18 (Lower-body: 2/12-2/21, 2/25-3/22)... **Longest goal streak:** 2 games (12/6-12/8: 3g, 0a; 12/26-12/27: 2g, 1a)... **Longest assist streak:** 3 games (11/14-11/20: 0g, 3a; 12/11-12/15: 1g, 4a)... **Longest point streak:** 7 games (11/12-11/25: 3g, 6a)... **Multi-goal games:** 2 (last: 12/8 at DAL: 2g, 0a)... **Multi-assist games:** 2 (last: 12/11 at ANA: 0g, 2a)... **Multi-point games:** 7 (last: 12/26 vs. NJ: 1g, 1a).

CAREER

Is in his sixth NHL season with the Hurricanes... Signed a six-year contract extension with the Hurricanes on 3/24/14 that goes through the 2019-20 season... Played one season at the University of Minnesota-Duluth, helping the Bulldogs capture the NCAA National Championship... His international experience began with the 2007 U-17 Five Nations Tournament in Prievidza, where he led American defensemen with three points (1g, 2a) in four games... Played in three international tournaments during the 2008-09 season, including the 2009 Vlad Dzurilla U-18 Tournament in Piestany, Slovakia, the 2009 World U-17 Hockey Challenge in Port Alberni, B.C., and the 2008 U-17 Four Nations Cup in Monthey, Switzerland... Led the U.S. with two goals and three points at the Four Nations Cup... In 2009-10, scored the game-winning goal against Sweden in the gold medal game of the 2010 IIHF World U-18 Championship in Belarus... Finished that tournament with four points (1g, 3a) and a plus-7 rating... Also participated in the 2010 U-18 Six Nations Cup in Belarus and the 2009 U-18 Four Nations Cup in Finland... Was second among American defensemen in scoring (4 points) at the 2011 IIHF World Junior Championship in Buffalo, helping the U.S. capture the bronze medal... Played for the U.S. at the 2012 IIHF World Championships, leading all American defensemen in goals (4) and points (4) and ranking first on the team in plus/minus (+9) during the tournament... Led American defensemen in assists (6) and points (6) at the 2013 IIHF World Championship as the U.S. captured the bronze medal... Represented the U.S. at the 2014 Winter Olympic Games in Sochi, Russia, appearing in two games... Also played for the United States at the 2015 IIHF World Championship... **2007-08:** Played high school hockey for South St. Paul (MN) High School, earning honorable mention all-conference honors after notching six goals and 15 assists (21 points) in 26 games as a sophomore... **2008-09:** Completed his first season with the U.S. National Team Development Program, competing against North American Hockey League (NAHL) and international opponents... **2009-10:** Competed with the U-18 team in the United States Hockey League (USHL) and against Division I and Division III college opponents and international teams... Set the record for goals scored by

a defenseman at USA Hockey's NTDP (21)... Led USNTDP defensemen in power-play goals (14)... **2010-11:** Led Minnesota-Duluth defensemen in goals (8), assists (25) and points (33), helping the Bulldogs capture the national championship... Led all NCAA rookie defensemen in scoring, and set a school record for scoring by a UMD rookie blueliner... Ranked tied for sixth among all NCAA defensemen in scoring and eighth in points per game (0.85)... Selected to the All-WCHA Third Team and All-Rookie Team... Also chosen to the College Hockey News All-Rookie Team... Had three assists in UMD's NCAA semifinal victory vs. Notre Dame... Skated in 13 Calder Cup Playoff games with Charlotte (AHL), earning two assists... Made his professional debut with the Checkers in Game 4 of the East Division Semifinal vs. Hershey (4/20)... Earned his first pro point with an assist in Game 5 vs. Hershey (4/22)... **2011-12:** Completed his first NHL season, totaling eight goals and 14 assists (22 points) in 66 games played... Also skated in 12 games on the American Hockey League (AHL) level with Charlotte, notching two goals and four assists (6 points)... Was named to the NHL's All-Rookie Team... Led all Hurricanes skaters in average ice time per game (22:50)... Ranked first among NHL rookie defensemen in ice time per game (22:50) and power-play goals (5)... Was tied for first among rookie defensemen in goals (8) and second in points (22)... Made his NHL and Hurricanes debut vs. TB (10/7)... Recorded his first career NHL point with an assist on Jussi Jokinen's power-play goal vs. TOR (11/20)... Scored his first NHL/Hurricanes goal at WPG (12/9), beating Chris Mason... Scored a power-play goal and registered his first NHL fighting major vs. WSH (2/20)... Scored the game-winning goal in overtime at WSH (3/6), his first career OT goal... **2012-13:** Totaled five goals and 10 assists (15 points) in 38 games played and was named the team's Most Valuable Player by the Carolina chapter of the Professional Hockey Writers Association... Led the Hurricanes in average ice time per game (24:00)... Was first among team defensemen in takeaways (24), third in hits (63) and fourth in blocked shots (47)... Played for Charlotte (AHL) during the NHL work stoppage, totaling five goals and 19 assists (24 points) in 31 games... Scored his first NHL

CAREER CONTINUED

shorthanded goal vs. BUF (1/24)... Earned his first career NHL multi-point game with two assists at NJ (2/12)... Played his 100th NHL/Hurricanes game and scored a goal vs. PHI (4/20)... **2013-14:** Was third on the team in assists (27) and sixth in points (32)... Ranked second on the team in time on ice per game (23:24) and third in blocked shots (102)... Led team defensemen with a career-high 152 shots... Recorded a season-high four-game point streak (11/24-12/1: 1g, 4a), tying his career high... Established a career high with three points (1g, 2a) at NSH (12/5)... Skated a season-high 29:23 of ice time at TB (12/21)... Scored the game-winning goal and added an assist vs. DAL (4/3)... **2014-15:** Established then-career highs in goals (15), assists (34), points (49) and games played (82)... Was one of two Hurricanes to play in all 82 games... Participated in his first NHL All-Star Game... Was selected as the Hurricanes' Most Valuable Player by the Professional Hockey Writers' Association... Led all Hurricanes in assists (34) and time on ice (24:25 per game) and ranked second in points (49)... Also led the team and was tied for first among NHL defensemen in shorthanded goals (2)... Finished the season ranked in the top 20 among NHL blueliners in points (12th, 49), goals (T-6th, 15), game-

winning goals (T-3rd, 4), power-play goals (T-3rd, 7), power-play points (T-12th, 20), shorthanded points (T-6th, 2) and shots (4th, 238)... Earned the most points in a season by a Hurricanes defenseman since relocation (Joni Pitkanen-46, 2009-10)... Became only the second defenseman since the team's relocation in 1997 to score 15 or more goals in a season... Led the team and ranked second among NHL defenseman with 70 takeaways... Ranked second on the team in blocked shots (114) and first among defenseman in hits (157)... Matched his career high with three points (1g, 2a) and netted the game winner vs. CGY (11/10)... Skated in his 200th Hurricanes game at COL (11/22)... Ranked second among NHL defensemen in scoring in November with 13 points (3g, 10a)... Recorded two assists in 18:54 of ice time during the All-Star Game in Columbus (1/25)... Earned a career-high three assists at SJ (2/7)... Earned three points (1g, 2a) in the first period vs. CBJ (3/10), marking the first time a defenseman recorded three points in the first period for the franchise since Brad Shaw (3/21/90)... Skated a career-high 29:57 and scored a goal at CBJ (3/15).

JUSTIN FAULK CAREER HIGHLIGHTS

National Champion: Led Minnesota-Duluth defensemen in goals (8), assists (25) and points (33), helping the Bulldogs capture the 2011 NCAA championship in his only collegiate season.


Olympian: Represented the United States at the 2014 Winter Olympic Games in Sochi, Russia. Has also worn his nation's colors at the World U-18 Championship, World Junior Championship and IIHF World Championship.

Consecutive All-Star Games: Represented the Hurricanes at the NHL All-Star Games in Columbus in 2015 and Nashville in 2016, becoming the first defenseman in franchise history to appear in two All-Star Games.

Team MVP: Has twice been named the Hurricanes' Most Valuable Player by the Carolina Chapter of the Professional Hockey Writers Association.

Hurricanes History: Holds the following ranks among defensemen in Hurricanes history (since relocation):

Goals: 1st (49)
Assists: 4th (106)
Points: T-2nd (155)
Power-play goals: 1st (27)
Power-play points: 3rd (60)
Game-winning goals: T-1st (11)





RON HAINSEY 65



Defenseman • Shoots Left

Acquired: 9/12/13, Signed as a free agent

6'3" • 210 lbs.

2015-16 Team: Carolina

3/24/81 • Bolton, CT

Drafted: Montreal 2000 (1-13-1)

HIGHLIGHTS

NHL FIRSTS:

Game: 10/11/02; 4-1 MTL W at NYR
Point: 10/9/03; 5-2 MTL L at OTT (goal)
Goal: 10/9/03; 5-2 MTL L at OTT (Lalime)

NHL HIGHS:

Goals: 2 (12/2/08; 5-4 ATL L at MTL)
Assists: 2-15x (Last: 2/26/13; 4-3 WPG W at NYR)
Points: 3-3x (Last: 3/21/10; 3-1 ATL W at PHI)
Penalty Min: 17-2x (Last: 2/27/14; 4-1 CAR L at DAL)
Goal Streak: 2 games-3x (Last: 10/27/15-10/29/15: 2g)
Assist Streak: 5 games (11/16/07-11/24/07: 6a)
Point Streak: 6 games (11/16/07-11/26/07: 1g, 6a)

CAREER STATS

YEAR	TEAM	LEAGUE	REGULAR SEASON					PLAYOFFS				
			GP	G	A	TP	PIM	GP	G	A	TP	PIM
1997-98	USNTDP	U-17	18	2	7	9	28	—	—	—	—	—
	USNTDP	USHL	3	0	0	0	0	—	—	—	—	—
	USNTDP	NAHL	40	4	7	11	16	5	0	1	1	0
1998-99	USNTDP	USHL	48	5	12	17	45	—	—	—	—	—
1999-00 (a)	UMass-Lowell	HE	30	3	8	11	20	—	—	—	—	—
2000-01	UMass-Lowell	HE	33	10	26	36	51	—	—	—	—	—
	Quebec	AHL	4	1	0	1	0	1	0	0	0	0
2001-02	Quebec	AHL	63	7	24	31	26	3	0	0	0	0
2002-03	Montreal	NHL	21	0	0	0	2	—	—	—	—	—
	Hamilton	AHL	33	2	11	13	26	23	1	10	11	20
2003-04	Montreal	NHL	11	1	1	2	4	—	—	—	—	—
	Hamilton	AHL	54	7	24	31	35	10	0	5	5	6
2004-05	Hamilton	AHL	68	9	14	23	45	4	1	1	2	0
2005-06 (b)	Hamilton	AHL	22	3	14	17	19	—	—	—	—	—
	Columbus	NHL	55	2	15	17	43	—	—	—	—	—
2006-07	Columbus	NHL	80	9	25	34	69	—	—	—	—	—
2007-08	Columbus	NHL	78	8	24	32	25	—	—	—	—	—
2008-09 (c)	Atlanta	NHL	81	6	33	39	32	—	—	—	—	—
2009-10	Atlanta	NHL	80	5	21	26	39	—	—	—	—	—
2010-11	Atlanta	NHL	82	3	16	19	24	—	—	—	—	—
2011-12	Winnipeg	NHL	56	0	10	10	23	—	—	—	—	—
2012-13	Winnipeg	NHL	47	0	13	13	10	—	—	—	—	—
2013-14 (d)	Carolina	NHL	82	4	11	15	45	—	—	—	—	—
2014-15	Carolina	NHL	81	2	8	10	16	—	—	—	—	—
2015-16	Carolina	NHL	81	5	14	19	37	—	—	—	—	—
Hurricanes Totals (3 Seasons)			244	11	33	44	98	—	—	—	—	—
NHL Totals (13 Seasons)			835	45	191	236	369	—	—	—	—	—

(a) June 24, 2000—Selected by the Montreal Canadiens in the 2000 NHL Entry Draft. First Canadiens pick, 13th overall, first round.
 (b) Nov. 29, 2005—Claimed by the Columbus Blue Jackets on waivers from the Montreal Canadiens.
 (c) July 2, 2008—Signed by the Atlanta Thrashers as a free agent.
 (d) Sept. 12, 2013—Signed by the Carolina Hurricanes as a free agent.


PERSONAL

Ron and his wife, Hayley, have three children: Alexa, Jaxon and Melana... Ron started playing hockey at age 3 and his first youth team was in the Eastern Connecticut Hockey Organization... His parents were the biggest influence on his career... He was a fan of the Hartford Whalers growing up and his favorite players were Ray Bourque and Brian

Leetch... His favorite television shows are The Newsroom and Ray Donovan and his favorite movie is Goodfellas... Ron's first job was in construction... His favorite musical artists are Pearl Jam and Bruce Springsteen... His favorite thing to do away from the rink is golf and his favorite team is the New York Yankees... His favorite road arena is MSG.

VS. NHL

CLUB	GP	G	A	PTS	PIM
ANA	21	1	9	10	32
ARI	21	1	6	7	18
BOS	29	0	3	3	12
BUF	32	0	7	7	4
CGY	21	1	4	5	4
CAR	28	1	8	9	10
CHI	32	2	11	13	15
COL	22	0	3	3	10
CBJ	18	1	3	4	4
DAL	20	0	3	3	23
DET	34	6	8	14	18
EDM	21	1	8	9	20
FLA	39	0	7	7	11
LA	19	1	6	7	8
MIN	21	2	3	5	6
MTL	29	2	10	12	12
NSH	34	2	5	7	8
NJ	33	5	6	11	16
NYI	34	1	6	7	8
NYR	34	1	10	11	12
OTT	29	3	10	13	12
PHI	33	2	12	14	10
PIT	36	0	2	2	24
STL	34	5	10	15	15
SJ	20	0	4	4	6
TB	36	2	6	8	21
TOR	32	2	9	11	10
VAN	22	2	6	8	6
WSH	42	1	5	6	12
WPG	9	0	1	1	2



2015-16 SEASON

Completed his 13th NHL season and third with the Hurricanes... Established Hurricanes career-highs in goals (5), assists (14) and points (19) in 81 games... Matched his NHL career high with two game-winning goals... Ranked second on the team in ice time per game (22:19)... Recorded his first point of the season with an assist at DET (10/16)... Scored game-winning goals in consecutive games from 10/27-10/29, becoming the first Hurricanes defenseman since Jay Harrison (1/12-23/1-14/12) to record consecutive game-winning goals... Played in his 200th Hurricanes game at

NJ (12/29)... Appeared in his 800th NHL games vs. VAN (1/15)... Scored a goal, added an assist and was (+1) in 22:10 of ice time vs. STL (2/28)... Notched an assist, blocked three shots, registered two hits and was (+2) in 20:33 of ice time vs. NYR (3/31)... Games missed due to injury: 1 (Illness: 3/15)... **Longest goal streak:** 2 games (10/27-10/29: 2g, 0a)... **Longest assist streak:** 4 games (12/5-12/11: 1g, 4a)... **Longest point streak:** 4 games (12/5-12/11: 1g, 4a)... **Multi-point games:** 2 (last: 2/28 vs. STL: 1g, 1a).

CAREER

Is in his 14th NHL seasons and fourth with the Hurricanes... Signed a three-year contract with Carolina on 6/24/14... Has represented the United States at four international tournaments: the 2009 IIHF World Championship, 2000 and 2001 World Junior Championships and 1999 Under-18 World Junior Championships... **1997-99:** Earned 45 points (11g, 34a) in 114 games during two seasons with the United States National Team Development Program (USNTDP)... **1999-00:** Completed his freshman season with UMass-Lowell... Was selected to the Hockey East All-Rookie Team after totaling 11 points (3g, 8a) in 30 games... **2000-01:** Tallied 36 points (10g, 26a) in 33 games during his sophomore campaign with UMass-Lowell... Led all Hockey East defensemen and ranked in the top five among all NCAA defensemen in scoring... Named an NCAA Second Team All-American and Hockey East First All-Star... Completed his collegiate career with 47 points (13g, 34a) in 63 career games... Made his professional debut, playing in four games with the American Hockey League's Quebec Citadelles, and netting his first professional goal... **2001-02:** Totaled 31 points (7g, 24a) in 63 games during his first full professional season with Quebec (AHL)... Played for PlanetUSA at the AHL All-Star Classic, recording three assists during the game... Selected to the AHL's All-Rookie Team... **2002-03:** Appeared in his first NHL season, registering two penalty minutes in 21 games with Montreal... Made his NHL debut at NYR (10/11)... Finished the season with Hamilton (AHL), totaling 13 points (2g, 11a) in 33 games... Had 11 points (1g, 10a) in 23 post-season contests with the Bulldogs, as Hamilton advanced to the Calder Cup Final before falling to Houston... **2003-04:** Appeared in 11 NHL games with Montreal, earning two points (1g, 1a)... Beat Patrick Lalime for his first career NHL goal vs. OTT (10/9)... Earned his first NHL assist vs. CBJ (11/11)... Also played 54 games with Hamilton (AHL), earning 31 points (7g, 24a)... **2004-05:** Saw action in 68 games with Hamilton (AHL), recording 23 points (9g, 14a) and 51 penalty minutes... Appeared in his 200th career AHL game vs. Manitoba (2/26)... **2005-06:** Split the season between Hamilton (AHL) and Columbus (NHL)... Began the season with Hamilton, totaling 17 points (3g, 14a) in 22 games... Earned his 100th career AHL point in his first game of the season (10/14)... Claimed on waivers by the Columbus Blue Jackets on 11/29 and totaled 17 points (2g, 15a) in 55 games with the Blue Jackets... Earned his first point with Columbus at STL (12/1)... Had his first-career multiple-point game with two assists vs. CHI (12/26)... Scored his first goal as a Blue Jacket vs. MIN (1/27)... **2006-07:** Set his single-season, career high in goals (9), appearing in 80 games with the Blue Jackets... Led team defensemen in points, was second on the team in power-play goals (7) and ranked third in time on ice (22:53)... His 34 points ranked as the second-highest total by a defenseman in Blue Jackets history... Had a career-high 17 penalty minutes vs. ANA (4/7)... **2007-08:** Earned 32 points (8g, 24a) in 78 games with Columbus... Led team defensemen in goals, assists, points and power-play goals (8)... Ranked tied for sixth among NHL defensemen in power-

play goals... Was fourth among all Blue Jackets skaters in assists and points... Was second on the team in power-play goals and average time on ice (22:23)... Established career-highs in power-play goals and shots on goal (161)... Tallied the 50th assist of his NHL career vs. FLA (11/21)... Had a career-high, six-game point streak from 11/16-11/26 (1g, 6a), which also included a career-high, five-game assist streak (11/16-11/24: 6a)... Appeared in his 200th NHL game, vs. LA (12/21)... **2008-09:** Established career highs in assists (33) and points (39) in 81 games during his first season with the Atlanta Thrashers... Led Thrashers defensemen in points and assists, and ranked second in goals... Recorded two points (1g, 1a) and led the team with 23:53 of ice time in his Atlanta debut vs. WSH (10/10)... Scored a career-high two goals and matched his career high with three points, including his 100th NHL point, at MTL (12/2)... Appeared in his 300th career game at TB (2/10)... **2009-10:** Ranked third among Thrashers defensemen with 26 points (5g, 21a) in 80 games played... Was also third among team blueliners in assists... Led Atlanta with 148 blocked shots... Earned the 100th assist of his career vs. WSH (10/29)... Appeared in his 400th career NHL game, vs. NYR (3/12)... Earned eight points (2g, 6a) over an eight-game stretch from 3/12-3/25... Matched his career high with three points (1g, 2a) at PHI (3/21)... Skated a career-high 30:19 of ice time at PIT (4/3)... **2010-11:** Led Atlanta and ranked tied for 10th in the NHL with 171 blocked shots, appearing in 81 games for the Thrashers... Recorded his first point of the season (assist) in 6-4 victory at NYR (10/27)... Scored his first goal of the season, added an assist and was (+4) vs. NJ (12/18)... Scored his first career overtime, game-winning goal vs. TOR (2/27), and found the net again in overtime at PHI (3/12)... **2011-12:** Tallied 10 points (10a) in 56 games for the Winnipeg Jets... Made his Jets debut vs. MTL (10/9)... Recorded two assists and led Jets in ice time (22:50) at CHI (10/13)... Did not dress at TOR (10/19), ending his games-played streak at a career-high 157 games... Returned from injury and logged 23:34 of ice time at WSH (11/23)... Played in his 500th NHL game at COL (12/27)... **2012-13:** Totaled 13 assists in 47 games for the Winnipeg Jets... Led Winnipeg skaters in blocked shots (123) and ranked second among team defensemen in assists... Appeared in his 300th game with the Jets franchise vs. OTT (1/19)... **2013-14:** Was one of two Hurricanes to play in all 82 games... Ranked second on the team in blocked shots with 124... Was third on the team in time on ice per game (21:26)... Made his Hurricanes debut vs. DET (10/4)... Scored his first Hurricanes goal and first goal since March 12, 2011, a span of 122 games, vs. CHI (10/15)... Earned his 200th NHL point at NSH (12/5)... **2014-15:** Totaled two goals and eight assists (10 points) in 81 games played... Led the team with 120 blocked shots... Ranked fourth among Hurricanes defensemen with 110 hits... Ranked third on the team in time on ice per game (21:05)... Skated in his 100th Hurricanes game at LA (11/20)... Appeared in his 700th NHL game at TB (12/11).



NOAH HANIFIN 5



Defenseman • Shoots Left

Acquired: 2015 NHL Entry Draft

6'3" • 206 lbs.

2015-16 Team: Carolina

1/25/97 • Boston, MA

Drafted: Carolina 2015 (1-5-1)

HIGHLIGHTS

NHL FIRSTS:

Game: 10/8/15; 2-1 L at NSH
Point: 10/10/15; 4-3 L vs. DET (assist)
Goal: 11/16/15; 4-1 L vs. ANA (Khudobin)
Shootout Stats: 1 attempt, 1 goal (100.0%),
 1 game-deciding goal

NHL HIGHS:

Goals: 1-4x (Last: 4/7/16; 4-2 L vs. MTL)
Assists: 2-3x (Last: 3/24/16; 3-2 W at CBJ)
Points: 2-3x (Last: 3/24/16; 3-2 W at CBJ)
Penalty Min: 4 (1/26/16; 5-0 W vs. CHI)
Goal Streak: None
Assist Streak: 3 games-2x (Last: 3/19/16-3/24/16: 4a)
Point Streak: 3 games-2x (Last: 3/19/16-3/24/16: 0g, 4a)

CAREER STATS

YEAR	TEAM	LEAGUE	REGULAR SEASON					PLAYOFFS				
			GP	G	A	TP	PIM	GP	G	A	TP	PIM
2010-11	St. Sebastian's	High-MA	27	2	9	11	—	—	—	—	—	
2011-12	St. Sebastian's	High-MA	28	5	24	29	—	—	—	—	—	
2012-13	St. Sebastian's	High-MA	28	10	24	34	—	—	—	—	—	
	Cape Cod	Minor-MA	10	1	2	3	19	—	—	—	—	
2013-14	USNTDP	USHL	31	6	14	20	18	—	—	—	—	
	USNTDP	U17	20	3	17	20	16	—	—	—	—	
	USNTDP	U18	8	1	4	5	4	—	—	—	—	
2014-15	Boston College	H-East	37	5	18	23	16	—	—	—	—	
2015-16 (a, b)	Carolina	NHL	79	4	18	22	22	—	—	—	—	
Hurricanes/NHL Totals (1 Seasons)			79	4	18	22	22	—	—	—	—	

(a) June 26, 2015—Selected by the Carolina Hurricanes in the 2015 NHL Draft. First Hurricanes pick, 5th overall, first round.
 (b) July 11, 2015—Signed a three-year, entry-level contract with the Carolina Hurricanes.

VS. NHL

CLUB	GP	G	A	PTS	PIM
ANA	2	1	0	1	0
ARI	2	0	1	1	0
BOS	3	1	2	3	2
BUF	3	0	1	1	0
CGY	2	0	0	0	0
CAR	0	0	0	0	0
CHI	2	0	0	0	4
COL	2	0	0	0	2
CBJ	4	0	4	4	2
DAL	2	0	2	2	0
DET	2	0	1	1	2
EDM	2	0	0	0	2
FLA	3	0	1	1	0
LA	2	0	1	1	0
MIN	2	0	1	1	0
MTL	3	1	0	1	0
NSH	2	0	0	0	0
NJ	5	0	0	0	0
NYI	4	1	0	1	0
NYR	3	0	0	0	0
OTT	2	0	0	0	0
PHI	4	0	0	0	0
PIT	5	0	0	0	2
STL	2	0	0	0	2
SJ	2	0	2	2	0
TB	3	0	0	0	2
TOR	3	0	0	0	0
VAN	2	0	1	1	2
WSH	4	0	0	0	0
WPG	2	0	1	1	0

PERSONAL

Noah is single and spends his offseasons in Boston... His nickname is "Hany" and his charitable efforts include Garth Brooks Teammates for Kids Foundation... Noah started playing hockey at the age of three and his first youth team was the South Shore Kings... His favorite player growing up was Nicklas Lidstrom and his favorite team was the Boston Bruins... His father was the biggest influence on his career, and the best advice he has been given is to "enjoy the journey"... Noah's favorite television show is Dexter, favorite movie is Good Will Hunting, favorite app is Instagram and favorite book is Wild at Heart by John Eldredge... His twitter handle is @nhanifin... His favorite song is "Beautiful

Day" by U2, favorite restaurant is Legal Seafood and favorite video game is Call of Duty... The celebrity he would most like to meet is Blake Lively... Noah's biggest talent outside of hockey is golf... His favorite sport to watch outside of hockey is football, favorite team is the New England Patriots and favorite athlete is Tom Brady... His first job was as an NHL player... His favorite vacation spot is Cape Cod and favorite food is chicken parm... Noah's favorite road city is Boston, favorite arena is Madison Square Garden and favorite team to play against is the Bruins... His favorite thing about being in the NHL is "playing hockey every day" and his most memorable moment was his first NHL game.



2015-16 SEASON

Completed his rookie season with the Hurricanes... Was Carolina's first round (fifth overall) pick in the 2015 NHL Draft... Posted 22 points (4g, 18a) in 79 games played... Ended the season ranked fourth among NHL rookie defensemen in points, tied for fourth in goals and assists, tied for second in power-play points (7) and third in shots on goal (122)... Ranked second among Carolina blueliners in points (22)... Was one of only two defensemen chosen in the 2015 NHL Draft to play at least one game during the 2015-16 NHL season, and the only one to register a point... Was one of just six skaters selected in the 2015 Draft to earn a point in 2015-16... Named to the United States roster for the 2016 IIHF World Championship following the season... Made his NHL/Hurricanes debut

and skated 18:06 of ice time at NSH (10/8)... Notched his first NHL/Hurricanes assist vs. DET (10/10)... Beat Anton Khudobin for his first NHL/Hurricanes goal vs. ANA (11/16)... Earned two assists at DAL (12/8) for his first multi-point game... Notched two assists in 17:42 of ice time at BOS (3/10)... Recorded a three-game point streak from 3/19-3/24 (0g, 4a)... Tallied the shootout-deciding goal in the fifth shootout round and recorded a team-high three takeaways at BOS (4/5)... Was a healthy extra for: 3 games (10/27, 11/7-11/10)... Longest assist streak: 3 games (1/6-1/9: 0g, 3a; 3/19-3/24: 0g, 4a)... **Longest point streak:** 3 games (1/6-1/9: 0g, 3a; 3/19-3/24: 0g, 4a)... **Multi-assist games:** 3 (last: 3/24 at CBJ: 0g, 2a)... **Multi-point games:** 3 (last: 3/24 at CBJ: 0g, 2a).

CAREER

Is in his second NHL season with Carolina... Selected by the Hurricanes in the first round, fifth overall, of the 2015 NHL Draft in Sunrise, FL... Signed a three-year, entry-level contract with the Hurricanes on 7/11/15... Is a product of the United States National Team Development Program (USNTDP) and has represented the U.S. in a number of international competitions... Captained the U.S. to gold at the 2014 World Under-17 Hockey Challenge, registering three points (1g, 2a) in six games... Also captured gold at the 2014 U18 World Junior Championship, where he was tied for second among tournament defensemen in scoring with five points (1g, 4a)... Earned two assists in five games for the U.S. at the 2015 World Junior Championship... Played in the 2016 IIHF World Championship in Russia... **2010-11:** Completed his first season of high school hockey for St. Sebastian's in Massachusetts, totaling 11 points (2g, 9a) in 27 games... **2011-12:** Earned 29 points (5g, 24a) in 28 high school games for St. Sebastian's... **2012-13:** Played his final season at St. Sebastian's, earning 34 points (10g, 24a) in 28 games... Completed his three-year high school hockey career with 74 points (17g, 57a) in 83 games... **2013-14:** Spent the majority of the season with the United States U-17 team, leading all club defensemen with 33 points (8g, 25a) in 45 games against USHL, collegiate and international competition and serving as the team's

captain... Also skated in 14 games with the United States U-18 team in the USHL and against other competition, notching 13 points (2g, 11a) in 14 games... **2014-15:** Recorded five goals and 18 assists (23 points) during his freshman season at Boston College, ranking third among rookie NCAA defensemen... Totaled 18 points (3g, 15a) in 22 Hockey East games and was selected as a Hockey East Second Team All-Star... Was a unanimous choice for the Hockey East Pro Ambitions All-Rookie Team... Represented Boston College as a Division I New England All-Star... Had a (+12) plus/minus rating for the season... Ranked second among Eagles skaters in assists (18)... Posted six multi-point performances... Missed one game in January while representing the U.S. at the 2015 World Junior Championship... At 17, became the youngest player to ever suit up for Boston College when he made his debut vs. UMass-Lowell (10/10)... Scored his first collegiate goal against Colorado College (10/24)... Registered his first three-point game with a goal and two assists and (+2) rating at Massachusetts (11/21)... Netted his first career power play goal and earned an assist at Boston University (1/16)... Scored his fourth goal of the season and recorded a career-high six shots vs. Providence (1/30).



EDDIE LACK 31



Goaltender • Catches Left

Acquired: 6/27/15, Trade with VAN

6'4" • 187 lbs.

2015-16 Team: Carolina

1/5/88 • Norrtälje, Sweden

Drafted: Undrafted

HIGHLIGHTS

NHL FIRSTS:

Game: 10/6/13; 5-4 VAN W at CGY

Win: 10/6/13; 5-4 VAN W at CGY

Shutout: 12/9/13; 2-0 VAN W vs. CAR

NHL SHOOTOUTS AND PENALTY SHOTS:

Shootout Stats: 7-5 (8 goals on 41 attempts)

Career Penalty Shots: 3 (1 goal on 3 attempts)

NHL HIGHS:

Saves: 45 (1/5/14; 4-3 VAN OTL at ANA)

Shots Faced: 49 (1/5/14; 4-3 VAN OTL at ANA)

Win Streak: 5 (12/1/13-12/29/13)

Streak w/out Regulation Loss: 6-2x (Last: 12/11/15-1/2/16)

Shutout sequence: 138:22 (11/20/14-12/7/14)

CAREER STATS

YEAR	TEAM	LEAGUE	REGULAR SEASON						PLAYOFFS					
			GP	MIN	GA	SO	GAA	W-L-OT	GP	MIN	GA	SO	GAA	W-L
2004-05	Djurgardens IF	Swe-U18	9	527	21	1	2.39	—	3	140	6	0	2.57	—
	Djurgardens IF	Swe-Jr.	1	60	6	0	6.00	—	—	—	—	—	—	—
2005-06	Djurgardens IF	Swe-Jr.	23	1400	49	3	2.10	—	—	—	—	—	—	—
	Leksands IF	Sweden-2	3	137	7	0	3.06	—	—	—	—	—	—	—
2007-08	Leksands IF	Swe-Jr.	18	1077	47	4	2.62	—	3	179	8	0	2.68	—
	Leksands IF	Sweden-2	26	1530	50	4	1.96	—	—	—	—	—	—	—
2008-09	Leksands IF	Swe-Jr.	2	120	4	1	2.00	—	—	—	—	—	—	—
	Leksands IF	Sweden-2	38	2260	78	4	2.07	—	—	—	—	—	—	—
2009-10	Brynas IF Gavle	Swe-Jr.	6	359	21	0	3.51	—	—	—	—	—	—	—
	Brynas IF Gavle	Sweden	14	809	36	0	2.67	—	2	79	2	0	1.53	—
2010-11 (a)	Manitoba	AHL	53	3135	118	5	2.26	28-21-4	12	752	25	2	1.99	6-5
2011-12	Chicago Wolves	AHL	46	2703	104	4	2.31	21-20-3	5	304	11	0	2.17	2-2
2012-13	Chicago Wolves	AHL	13	760	38	1	3.00	7-4-1	—	—	—	—	—	—
2013-14	Vancouver	NHL	41	2319	93	4	2.41	16-17-5	—	—	—	—	—	—
2014-15	Vancouver	NHL	41	2324	95	2	2.45	18-13-4	4	198	10	0	3.03	1-3
2015-16 (b)	Carolina	NHL	34	1920	90	2	2.81	12-14-6	—	—	—	—	—	—
Hurricanes Totals (1 Season)			34	1920	90	2	2.81	12-14-6	—	—	—	—	—	—
NHL Totals (3 Seasons)			116	6563	278	8	2.54	46-44-15	4	198	10	0	3.03	1-3

(a) April 6, 2010—Signed by the Vancouver Canucks as a free agent.

(b) June 27, 2015—Acquired by the Carolina Hurricanes from the Vancouver Canucks in exchange for a third-round pick in the 2015 NHL Draft and a seventh-round selection in the 2016 NHL Draft.

VS. NHL

CLUB	GP	MIN	W-L-OT	GA	SO	GAA
ANA	10	577	3-5-2	26	0	2.70
ARI	5	303	2-2-1	8	1	1.58
BOS	1	60	1-0-0	1	0	1.00
BUF	3	139	1-1-0	8	0	3.45
CGY	6	362	4-2-0	12	1	1.99
CAR	2	120	2-0-0	2	1	1.00
CHI	5	304	4-1-0	10	1	1.97
COL	3	180	0-2-1	13	0	4.33
CBJ	4	228	1-3-0	14	0	3.68
DAL	7	317	0-4-1	16	0	3.03
DET	1	59	0-1-0	1	0	1.02
EDM	—	—	—	—	—	—
FLA	3	181	1-2-0	10	0	3.31
LA	7	351	3-2-0	9	0	1.54
MIN	4	216	2-0-1	5	0	1.39
MTL	—	—	—	—	—	—
NSH	5	307	2-2-1	14	1	2.74
NJ	3	176	1-2-0	9	0	3.07
NYI	6	307	2-1-1	15	0	2.93
NYR	3	158	0-2-0	9	0	3.42
OTT	3	177	0-2-1	10	0	3.39
PHI	4	247	1-0-3	11	0	2.67
PIT	4	245	1-2-1	13	1	3.18
SJ	3	140	1-1-0	7	0	3.00
STL	6	369	6-0-0	10	1	1.63
TB	4	238	0-3-1	16	0	4.03
TOR	3	157	2-0-0	1	1	0.38
VAN	1	59	0-1-0	3	0	3.05
WSH	3	180	1-1-1	8	0	2.67
WPG	7	406	5-2-0	17	0	2.51

PERSONAL

Eddie spends his offseason in Leksand, Sweden... His nicknames include "The Stork"... Eddie started playing hockey when he was 6 and his first youth team was Norrtälje IK... The biggest influence on his career was his father and the best advice he received was to "have fun"... Eddie's favorite player growing up was Peter Forsberg and his favorite team was whichever team Forsberg was playing for... His most memorable hockey moment was his first NHL game and his favorite former teammates are Henrik and Daniel Sedin... Eddie's favorite television show is The Walking Dead, favorite movie is Batman and favorite actor is Will Smith... He enjoys reading Dan Brown novels and his favorite vacation spot is Santorini, Greece... Eddie loves to cook and says tacos are his favorite food... His

twitter handle is @eddielack and his favorite website is newbalance.com... He enjoys playing golf and his favorite video game is FIFA... His favorite non-hockey athlete and the person he would most like to meet is Swedish soccer star Zlatan Ibrahimovi... Eddie's favorite team outside of hockey is Manchester United... His favorite holiday is Christmas... The celebrity he would most like to meet is Avicii... His favorite road city is New York, favorite road arena is United Center and favorite team to play against is Vancouver... He got the number 31 because it was the sweater in his stall when he first arrived in the AHL... His favorite thing about playing in the NHL is competing against the best players in the world, and his biggest game day habit is talking to his dad.



2015-16 SEASON

Completed his third NHL season and first with Carolina... Appeared in 34 games for the Hurricanes, posting a record of 12-14-6 including two shutouts, a 2.81 goals-against average and a .901 save percentage... Made his Hurricanes debut vs. FLA (10/13)... Stopped 17 of 19 shots to pick up his first win of the season and first with the Hurricanes at NYI (10/29)... Earned two-game assist streak from 12/11-12/12... Played in his 100th NHL game at PIT (1/17)... Earned his first shutout for the Hurricanes, stopping all 32 shots in a 1-0 overtime victory at TOR (1/21)... Posted his second career Hurricanes shutout, stopping all 26 shots on

goal vs. CHI (1/26)... Stopped 20 of 21 shots vs. WPG (2/16) to earn his 10th win of the season... Made 44 saves at PIT (3/17), the most saves by a Hurricanes goalie for the season, including a single-period-season-best 22 saves in the first period... Served as backup for: 48 games... **Saves:** 820... **Shots faced:** 910... **Win streak:** 2 (12/11-12/12, 12/27-12/31, 1/24-1/26)... **Starts streak:** 6 (1/17-2/3)... **Streak w/out Regulation loss:** 6 (12/11-1/2: 4-0-2)... **Shutout sequence:** 168:31 (1/17-1/22, 1/24-2/3).

CAREER

Is in his fourth NHL season and second with the Hurricanes... Acquired by Carolina on June 27, 2015, in exchange for a third-round pick in the 2015 NHL Draft and a seventh-round selection in the 2016 NHL Draft... Signed a two-year contract extension with the Hurricanes on 10/3/15, which goes through the 2017-18 season... **2006-07:** Made his debut in Sweden's second division, the Allsvenskan, appearing in three games for Leksands... Spent the majority of the season with Leksands' junior team, registering a 2.86 goals-against average in 30 games... **2007-08:** Appeared in 26 games for Leksands in the Allsvenskan, registering a 1.96 goals-against average and four shutouts... **2008-09:** Ranked second in the Allsvenskan with a 2.02 goals-against average, helping Leksands finish in first place for the regular season... Registered four shutouts and a .930 save percentage, appearing in 32 of the team's 45 games... Was 4-2 with a 2.36 goals-against average and a .903 save percentage in six postseason contests... **2009-10:** Made his debut in Sweden's top league, Elitserien, appearing in 14 games and registering a 2.67 goals-against average and .911 save percentage for Brynas... Also played six games for Brynas' junior team... **2010-11:** Made his North American debut after signing a free agent contract with the Vancouver Canucks... Went 28-21-4 with five shutouts and a 2.26 goals against average for the Manitoba Moose and was named to the American Hockey League's All-Rookie Team... Played 12 Calder Cup playoff games for the Moose, going 6-5 with two shutouts and a 1.99 goals-against average... **2011-12:** Spent his second full season with Vancouver's AHL affiliate, going 21-20-3 with a 2.31 goals-against average and four shutouts for the Chicago Wolves... Had a .923 save percentage, helping the Wolves capture the Midwest Division crown... Was 2-2 with a 2.17 goals-against average in five Calder

Cup playoff games for the Wolves... **2012-13:** Missed the majority of the season following hip surgery... Appeared in 13 games for Chicago (AHL), going 7-4-1 with a 3.00 goals-against average... **2013-14:** Completed his first NHL season with Vancouver, going 16-17-5 with a 2.41 goals-against average and .912 save percentage in 41 games... Set a Canucks franchise record for most shutouts by a rookie with four... Also matched a franchise record for most consecutive starts by a rookie netminder with 19 (2/16-4/7), tying Corey Hirsch's record set during the 1995-96 season... Made his NHL debut and earned his first NHL win, stopping 32 shots at CGY (10/6)... Registered his first NHL shutout in a 2-0 Canucks win vs. CAR (12/9)... Had an eight-game unbeaten streak (5-0-1) from 11/30-12/30, allowing just 10 goals during that span and notching two shutouts... Stopped a career-high 45 shots in a 4-3 overtime loss at ANA (1/5)... Became the first goalie to shut out the Blues during the 2013-14 season vs. STL (2/26)... Faced his first NHL penalty shot, stopping Evander Kane at WPG (3/12)... **2014-15:** Appeared in 41 games in net in his second season with the Canucks, posting a record of 18-3-4 including two shutouts, a 2.45 goals-against average and a .921 save percentage... His 18 wins were a new career high... Stopped all 21 saves to record the fifth shutout of his career, at PIT (12/4)... Made 27 saves in relief to combine for a team shutout – the most saves without allowing a goal in a relief effort in Canucks history, at NYI (2/22)... Registered 40 saves including 33 over the final two periods in a win at BOS (2/24)... Made 34 saves and stopped both shootout attempts to earn his fourth consecutive road victory at NSH (3/31)... Established a career high in wins with his 18th victory of the season, vs. ARI (4/9).



ELIAS LINDHOLM 16



Center/Right Wing • Shoots Right

Acquired: 2013 NHL Draft

6'1" • 192 lbs.

2015-16 Team: Carolina

12/2/94 • Boden, Sweden

Drafted: Carolina 2013 (1-5-1)

HIGHLIGHTS

NHL FIRSTS:

Game: 10/4/13; 3-2 OTL vs. DET

Point: 10/10/13; 3-2 W at WSH (goal)

Goal: 10/10/13; 3-2 W at WSH (Holtby)

Shootout Stats: 10 attempt, 2 goals (10%),
1 game-deciding goal

NHL HIGHS:

Goals: 3 (3/8/15; 7-4 W vs. EDM)

Assists: 3-2x (Last: 1/12/16; 3-2 W vs. PIT)

Points: 5 (3/8/15; 7-4 W vs. EDM)

Penalty Min: 4-2x (Last: 3/24/16; 3-2 W at CBJ)

Goal Streak: 2 games-2x (Last: 11/7/14-11/8/14: 2g)

Assist Streak: 3 games (2/13/16-2/18/16: 4a)

Point Streak: 5 games-2x (Last: 11/22/15-11/30/15: 1g, 4a)

CAREER STATS

YEAR	TEAM	LEAGUE	REGULAR SEASON					PLAYOFFS				
			GP	G	A	TP	PIM	GP	G	A	TP	PIM
2009-10	Brynäs U18	Swe-U18	9	4	6	10	0	—	—	—	—	—
2010-11	Brynäs Jr.	Swe-Jr.	2	0	0	0	0	2	0	1	1	0
	Brynäs U18	Swe-U18	40	17	44	61	32	4	3	3	6	29
2011-12	Brynäs	Sweden	12	0	0	0	0	2	0	0	0	0
	Brynäs Jr.	Swe-Jr.	36	14	35	49	45	2	1	1	2	16
	Brynäs U18	Swe-U18	4	1	6	7	0	3	1	2	3	0
2012-13	Brynäs	Sweden	48	11	19	30	2	4	0	0	0	4
2013-14 (a, b)	Carolina	NHL	58	9	12	21	4	—	—	—	—	—
	Charlotte	AHL	6	1	2	3	4	—	—	—	—	—
2014-15	Carolina	NHL	81	17	22	39	14	—	—	—	—	—
2015-16	Carolina	NHL	82	11	28	39	24	—	—	—	—	—
Hurricanes/NHL Totals (3 Seasons)			221	37	62	99	42	—	—	—	—	—

(a) June 30, 2013—Selected by the Carolina Hurricanes in the 2013 NHL Entry Draft. First Hurricanes pick, fifth overall, first round.

(b) July 15, 2013—Signed by the Carolina Hurricanes to a three-year, entry-level contract.


VS. NHL

CLUB	GP	G	A	PTS	PIM
ANA	5	1	1	2	0
ARI	4	2	4	6	0
BOS	8	1	1	2	8
BUF	8	0	3	3	0
CGY	6	2	0	2	0
CAR	0	0	0	0	0
CHI	5	0	1	1	0
COL	5	0	1	1	0
CBJ	11	4	5	9	6
DAL	6	0	2	2	0
DET	8	1	0	1	2
EDM	6	4	3	7	2
FLA	9	2	3	5	2
LA	6	1	2	3	0
MIN	4	1	1	2	0
MTL	8	0	1	1	2
NSH	5	0	1	1	0
NJ	13	0	4	4	0
NYI	9	0	2	2	0
NYR	12	2	2	4	2
OTT	9	2	2	4	0
PHI	13	2	4	6	2
PIT	12	3	7	10	6
STL	5	0	0	0	2
SJ	6	3	4	7	0
TB	8	0	2	2	2
TOR	7	3	2	5	4
VAN	6	0	0	0	2
WSH	11	2	2	4	0
WPG	6	1	2	3	0

PERSONAL

Elias is single and spends his summers in Sweden... His nickname is Lindy... His father, Mikael, played for the Los Angeles Kings and was teammates with former Hurricanes defenseman Niclas Wallin in Sweden... His cousin, Calle Järnkrok, plays for the Nashville Predators, and his brother, Oliver, plays in the Swedish third division... Elias started playing hockey at 3 and his first youth team was Malmö and his favorite player growing up was Peter Forsberg... He says his father was the biggest influence on his career... Elias enjoys watching soccer and his favorite book is the autobiography of Swedish soccer player Zlatan Ibrahimovic... His Twitter handle is @lindholmeliass... His favorite television show is Suits, favorite

movie is Ride Along and favorite actor is Mark Wahlberg... The celebrity he would most like to meet is Usain Bolt... Bolt and Ibrahimovic are his two favorite athletes outside of hockey... His biggest game-day habit is his pre-game nap... Elias enjoys playing golf and fishing when he's away from the rink... His favorite video game is Call of Duty and favorite food is steak... His favorite teams outside of hockey are Real Madrid and Manchester United... His favorite road trips are Chicago and New York and his favorite arena is Madison Square Garden... He enjoys playing in the NHL because it gives him the chance to "play against all the best players in the world"... His most memorable hockey moment was his first NHL goal.



2015-16 SEASON

Completed his third NHL season with the Hurricanes... Established career-highs in assists (28), shots on goal (176) and games played (82)... Matched his career-high points total with 39 (11g, 28a)... Tied for the team lead in assists (28), and ranked fourth in points (39)... Was one of three Hurricanes skaters to play in all 82 regular-season games... Ranked third among all Carolina skaters with 16 power-play points (2g, 14a)... Scored his first goal of the season and had four shots on goal vs. FLA (10/13)... Matched his career-long with a five-game point streak from 11/22-11/30 (1g, 4a)... Earned three assists at ARI (12/12) for his first multi-point game of the season, setting a new career high for assists in a game... Netted two goals vs. CBJ (1/8)... Notched three assists for the second time this season, in 21:20 of ice

CAREER

Is in his fourth NHL season with the Hurricanes... Selected by Carolina with the fifth overall pick in the 2013 NHL Draft... Is in the first year of a two-year contract that goes through the 2017-18 season... Started playing hockey in Germany at the age of three while his father was playing for the Hannover Scorpions... His father, Mikael, played for the Los Angeles Kings during the 1989-90 season, and also played professionally in the AHL, IHL and Sweden... Has represented Sweden in a number of international tournaments, helping Sweden capture silver at the 2012 U18 World Junior Championship and the 2013 and 2014 World Junior Championships... **2009-10:** Tallied 10 points (4g, 6a) in nine games for the U18 team in Brynas... **2010-11:** Spent the majority of the season with the Brynas U18 squad, ranking second on the team in scoring with 61 points (17g, 44a) in 40 games played... Also appeared in two games with Brynas Jr... **2011-12:** Spent most of the season with Brynas Jr., totaling 49 points (14g, 35a) and a plus-24 rating in 36 games played... Made his Swedish Elite League debut for Brynas vs. Timra (12/3/11), one day after his 17th birthday... Appeared in 12 regular-season games and two playoff games on Sweden's top level... **2012-13:** Played his first full season in the Swedish Elite League (SEL) with Brynas, ranking third on the team in scoring with 30 points (11g, 19a) despite being the youngest player on the roster... Was one of only two Brynas skaters to finish the season with positive plus/minus rating (+1)... Had six multi-point games... Was a finalist for the league's Rookie of the Year award, leading all junior-aged players in scoring... Earned his first SEL point with an assist at Linköping (9/22)... Scored his first SEL goal at Timra (9/29)... Had three consecutive multi-point efforts from 10/9-10/13 (3g, 5a), including back-to-back three-point games at Rogle (10/9: 1g, 2a) and at Skelleftea (10/11: 1g, 2a)... Had his first multi-goal game at MODO (2/28)...

time vs. PIT (1/12)... Beat Karri Ramo on a penalty shot vs. CGY (1/24), becoming the youngest player in franchise history to score a penalty-shot goal... Played his 200th NHL/Hurricanes game vs. PHI (2/23)... Netted one goal, earned an assist and registered a team-high three hits at FLA (4/9)... **Longest assist streak:** 3 games (2/13-2/18: 0g, 4a)... **Longest point streak:** 5 games (11/22-11/30: 1g, 4a)... **Multi-goal games:** 1 (1/8 vs. CBJ: 2g, 0a)... **Multi-assist games:** 3 (12/12 at ARI: 0g, 3a; 1/12 vs. PIT: 0g, 3a; 2/16 vs. WPG: 0g, 2a)... **Multi-point games:** 5 (12/12 at ARI: 0g, 3a; 1/8 vs. CBJ: 2g, 0a; 1/12 vs. PIT: 0g, 3a; 2/16 vs. WPG: 0g, 2a; 4/9 at FLA: 1g, 1a).

Appeared in all four playoff games as Brynas was swept by Skelleftea... **2013-14:** Completed his rookie season with the Hurricanes, earning 21 points (9g, 12a) in 58 games... Appeared in six games with Charlotte (AHL), earning one goal and two assists... Made his NHL debut and was (even) in 9:16 of ice time vs. DET (10/4)... Scored his first NHL goal at WSH (10/10)... Became the youngest Swedish-born player in NHL history to score a goal (18 years, 312 days) at WSH (10/10)... Earned his first NHL assist vs. PIT (10/28)... Scored his first NHL power-play goal vs. OTT (11/24)... Recorded his first career multi-point game (1g, 2a) and game-winning goal vs. SJ (12/6)... Assigned to Sweden's World Junior Championship team on 12/18... Played in the World Junior Championship and recorded nine points (2g, 7a) in six games, helping Sweden capture the silver medal... Matched his career high with three points (1g, 2a) vs. TOR (1/9)... Registered his first NHL multi-goal game (2g, 0a) at PIT (4/1)... Missed seven games due to injury... **2014-15:** Established career highs in goals (17) assists (22) and games played (81)... Ranked third on the team in points (39) and goals (17)... Was tied for first on the team with four game-winning goals... Recorded his second NHL multi-goal game and first NHL game-winning goal vs. ARI (11/1)... Recorded a career-high five-game point streak from 11/1-11/8 (5g, 1a), the longest point streak for a Hurricanes player during the 2014-15 season... Became the third Hurricanes player in the last eight seasons to score three game-winning goals in a four-game stretch: 11/1-11/7 (Skinner, January 2014; Cole, March 2008)... Ranked tied for ninth in the NHL with seven goals in November... Took a career-high eight shots and scored a goal vs. TOR (12/18)... Skated in his 100th NHL/Hurricanes game at STL (1/10)... Scored his first NHL hat trick and added two assists for a career-high five points vs. EDM (3/8)... His five points in the game were the most by a Carolina player for the season.



JAY McCLEMENT 18



Center • Shoots Left

Acquired: 7/2/14, Signed as a free agent

6'1" • 205 lbs.

2015-16 Team: Carolina

3/2/83 • Kingston, Ont.

Drafted: St. Louis 2001 (1-57-2)

HIGHLIGHTS

NHL FIRSTS:

Game: 10/5/05; 5-1 STL L at DET

Point: 10/11/05; 4-1 STL W vs. CHI (goal)

Goal: 10/11/05; 4-1 STL W vs. CHI (Khabibulin)

Shootout Stats: 5 attempts, 2 goals (40%),
0 game-deciding goals

NHL HIGHS:

Goals: 3 (10/30/10; 4-3 STL W vs. ATL)

Assists: 3-3x (Last: 3/8/07; 5-3 STL W vs. DAL)

Points: 3-7x (Last: 10/30/10; 4-3 STL W vs. ATL)

Penalty Min: 19 (12/26/06; 3-2 STL L at NSH)

Goal Streak: 3 games-2x (Last: 3/4/13-3/7/13: 3g)

Assist Streak: 4 games-3x (Last: 1/24/11-2/6/11: 4a)

Point Streak: 6 games-2x (Last: 3/27/07-4/5/07: 1g, 5a)

CAREER STATS

YEAR	TEAM	LEAGUE	REGULAR SEASON					PLAYOFFS				
			GP	G	A	TP	PIM	GP	G	A	TP	PIM
1999-00	Brampton	OHL	63	13	16	29	34	6	0	4	4	8
2000-01 (a)	Brampton	OHL	66	30	19	49	61	9	4	2	6	10
2001-02	Brampton	OHL	61	26	29	55	43	—	—	—	—	—
2002-03	Brampton	OHL	45	22	27	49	37	11	3	4	7	11
	Worcester	AHL	—	—	—	—	—	1	0	0	0	0
2003-04	Worcester	AHL	69	12	13	25	20	10	0	3	3	0
2004-05	Worcester	AHL	79	17	34	51	45	—	—	—	—	—
2005-06	St. Louis	NHL	67	6	21	27	30	—	—	—	—	—
	Peoria	AHL	11	4	5	9	4	4	0	2	2	2
2006-07	St. Louis	NHL	81	8	28	36	55	—	—	—	—	—
2007-08	St. Louis	NHL	81	9	13	22	26	—	—	—	—	—
2008-09	St. Louis	NHL	82	12	14	26	29	4	0	0	0	4
2009-10	St. Louis	NHL	82	11	18	29	22	—	—	—	—	—
2010-11 (b)	St. Louis	NHL	56	6	10	16	18	—	—	—	—	—
	Colorado	NHL	24	1	3	4	12	—	—	—	—	—
2011-12	Colorado	NHL	80	10	7	17	31	—	—	—	—	—
2012-13 (c)	Toronto	NHL	48	8	9	17	11	7	0	0	0	0
2013-14	Toronto	NHL	81	4	6	10	32	—	—	—	—	—
2014-15 (d)	Carolina	NHL	82	7	14	21	17	—	—	—	—	—
2015-16	Carolina	NHL	77	3	8	11	24	—	—	—	—	—
Hurricanes Totals (2 Seasons)			159	10	22	32	41	—	—	—	—	—
NHL Totals (11 Seasons)			841	85	151	236	307	11	0	0	0	4

(a) June 23, 2001—Selected by the St. Louis Blues in the 2001 NHL Entry Draft. First Blues pick, 57th overall, second round.

(b) Feb. 19, 2011—Acquired by the Colorado Avalanche from the St. Louis Blues along with Erik Johnson and St. Louis' first round choice (Duncan Siemens) in the 2011 Entry Draft for Kevin Shattenkirk, Chris Stewart and Colorado's second round choice (Ty Rattie) in 2011 Entry Draft.

(c) July 1, 2012—Signed by the Toronto Maple Leafs as a free agent.

(d) July 2, 2014—Signed by the Carolina Hurricanes as a free agent.

PERSONAL

Jay and his wife have a son named Reid and a daughter named Elle and spend their summers in Kingston, Ont... Jay started playing hockey at the age of 3 and his first youth team was the Gananoque Islanders... His dad had the biggest influence on his career and the best advice he ever received was to "put in the work every day"... His favorite team growing up was Montreal and his favorite player was Patrick Roy... Jay's first job was working as an electrician's apprentice and he says if he was not playing hockey, he would be an electrician... His favorite television show is Breaking Bad and his favorite movie is The Usual

Suspects... He enjoys watching tennis and horse racing and his favorite athlete outside of hockey is Roger Federer... Jay enjoys boating, golfing and spending time with his family... His nickname is JMac and he does the exact same off-ice workout on every game day... His favorite vacation spot is Italy and favorite type of food is sushi... He has worn No. 18 dating back to junior hockey... Jay's most memorable hockey moment was Toronto's series against Boston in the 2013 Stanley Cup Playoffs... His favorite road city is New York, favorite road arena is United Center and favorite team to play against is Montreal.

VS. NHL

CLUB	GP	G	A	PTS	PIM
ANA	35	3	8	11	19
ARI	32	5	8	13	8
BOS	20	4	3	7	8
BUF	21	1	3	4	6
CGY	34	4	4	8	10
CAR	12	2	0	2	6
CHI	49	3	10	13	12
COL	27	6	5	11	10
CBJ	51	5	11	16	21
DAL	34	3	7	10	10
DET	53	3	11	14	20
EDM	38	8	10	18	16
FLA	20	0	1	1	14
LA	33	5	9	14	8
MIN	35	5	8	13	12
MTL	21	1	5	6	0
NSH	52	3	11	14	31
NJ	20	3	2	5	2
NYI	19	4	4	8	0
NYR	23	0	3	3	4
OTT	21	3	4	7	10
PHI	21	3	3	6	10
PIT	22	2	3	5	2
STL	11	1	1	2	6
SJ	34	2	2	4	16
TB	18	1	2	3	6
TOR	13	0	5	5	2
VAN	35	1	5	6	23
WSH	19	0	2	2	11
WPG	18	4	1	5	4



2015-16 SEASON

Completed his 11th NHL season and second with Carolina... Selected by his teammates as the winner of the Steve Chiasson Award, given to the player that best exemplifies determination and dedication... Totaled 11 points (3g, 8a) in 77 games played... Missed the game vs. NSH (1/2) due to illness, ending his streak of 198 consecutive games played... Ranked second on the team in faceoff win percentage among players with more than 70 faceoffs taken (55.3%)... Notched his first assist of the season at DET

(10/16)... Played his 100th Hurricanes game vs. ANA (11/16)... Earned one assist and won 10 of 12 faceoffs vs. NJ (12/3)... Talled his first goal of the season vs. ARI (12/6)... Played his 800th NHL game at CHI (12/27)... Logged a season-high 24:07 of ice time at WPG (2/5)... Talled his fifth career short-handed goal vs. OTT (3/8)... Games missed due to injury: 5 (Illness: 1/2; Upper-body: 2/26-3/5)... **Longest assist streak:** 2 games (11/12-11/14; 0g, 2a)... **Longest point streak:** 2 games (11/12-11/14; 0g, 2a).

CAREER

Is in his 12th NHL season and third with the Hurricanes... Signed a two-year contract extension with Carolina on 3/1/15 that goes through the 2016-17 season... Has represented Canada in a number of international competitions... Won a silver medal as an alternate captain for Team Ontario at the 2000 World Under-17 Challenge... Won a gold medal with Canada's Under-18 Team at the Four Nations tournament in Slovakia in August 2000... Won a silver medal at the 2002 World Junior Championship with Canada, registered one goal and one assist in seven games... Won silver with Canada at the 2003 World Junior Championship, totaling three points (1g, 2a) in six games... Captured gold for Canada along with Cam Ward and Jordan Staal at the 2007 IIHF World Championship, notching four points (2g, 2a) in nine games... Scored the fastest Canadian goal from the start of a World Championship game, finding the net eight seconds into a game vs. Team USA (5/7/07)... **1999-00:** Totaled 29 points (13g, 16a) in 63 games during his first season in the Ontario Hockey League (OHL) with Brampton... Was teammates with Jay Harrison in Brampton... Talled four assists for the Battalion in six playoff games... **2000-01:** Played 66 games for Brampton (OHL) totaling 49 points (30g, 19a) and 61 penalty minutes... Ranked second among Battalion skaters in goals... Played in the 2001 CHL Top Prospects Game... **2001-02:** Established his OHL career high with 55 points (26g, 29a) in 61 games for Brampton... Ranked second on the team in goals and points... **2002-03:** Served as Brampton's team captain during his fourth OHL season, tallying 49 points (22g, 27a) in 45 games... Ranked third on the team in goals... Completed his junior career ranked second on Brampton's all-time scoring list with 182 points (91g, 91a), behind only Raffi Torres (223)... Named the OHL Eastern Conference's top player in the "Best on Faceoffs," "Best Checker," "Best Defensive Forward," and "Best Penalty Killer" categories... Joined the Blues' American Hockey League (AHL) affiliate in Worcester following the season, appearing in one playoff game... **2003-04:** Totaled 25 points (12g, 13a) in his first full professional season with Worcester (AHL)... Played 10 playoff games for Worcester, collecting three assists as the IceCats beat Manchester before falling to Hartford in the second round... **2004-05:** Ranked first among Worcester skaters in games played (79), points (51) and assists (34)... Netted five shorthanded goals... **2005-06:** Completed his rookie NHL season, appearing in 67 games for St. Louis and earning 27 points (6g, 21a)... Also played 11 games for Peoria (AHL), totaling nine points (4g, 5a)... Made NHL debut at DET (10/5)... Became the fifth player in NHL history to score his first career goal on a penalty shot, beating Nikolai Khabibulin vs. CHI (10/11)... Appeared in four Calder Cup Playoff games for Peoria, earning two assists... **2006-07:** Played his first full season in the NHL, tallying 36 points (8g, 28a) in 81 games for the Blues... Established career-highs for assists, points and penalty minutes (55)... Played his 100th career NHL game at PIT (12/19)... Collected a career-high 19 penalty minutes at NSH (12/26)... Twice registered career-high, six-game point streaks, from 1/6-1/18 (1g, 6a) and from 3/27-4/5 (1g, 5a)... **2007-08:** Played 81 games for St. Louis, totaling 22 points (9g, 13a) with 26 penalty minutes... Scored the

first road penalty shot goal in St. Louis Blues franchise history, beating Jose Theodore at COL (12/9)... Played his 200th career NHL game vs. TB (2/5)... **2008-09:** Established career highs in games played (82) and goals (12), totaling 26 points (12g, 14a) for the Blues... Ranked first among all NHL forwards in shorthanded time on ice (315:08)... Registered a career-high three-game goal-streak from 2/24-2/28 (3 goals)... Earned his 100th career NHL point (goal) at CBJ (2/3)... Played his 300th career NHL game at CGY (3/20)... Made his Stanley Cup playoff debut, in Game 1 of the Western Conference Quarterfinals at VAN (4/15)... Appeared in all four of the Blues' opening-round games against the Canucks... **2009-10:** Appeared in all 82 games, totaling 29 points (11g, 18a) for St. Louis... Ranked first among all NHL forwards in total shorthanded time on ice (306:53) and shorthanded time on ice per game (3:44)... Ranked ninth in the NHL in faceoffs taken and first among Blues skaters in faceoff wins (701)... Was tied for second on the team in game-winning goals (3)... **2010-11:** Split the season between St. Louis and Colorado, playing 56 games for St. Louis and earning 16 points (6g, 10a) before being traded on 2/18... Acquired by the Avalanche and totaled four points (1g, 3a) in 24 games for Colorado... Did not miss a game for either team, marking the third consecutive season in which he did not miss a game he could have played... Recorded his first career hat-trick vs. ATL (10/30)... Went 11-for-11 on faceoffs vs. NSH (11/11), becoming the first Blues player to go unblemished on at least 10 draws since the NHL began keeping faceoff statistics... Made his Avalanche debut at SJ (2/19)... Netted his first goal with Colorado and collected an assist at PHX (4/1)... **2011-12:** Played 80 games for Colorado, totaling 17 points (10g, 7a) with 31 penalty minutes... Ranked first on the team in shorthanded time on ice per game (3:06)... Saw his consecutive games played streak end at 275 games vs. NYI (11/10), marking his first missed game since 3/4/08... Played his 500th career NHL game at CGY (12/8)... **2012-13:** Appeared in all 48 games for the Maple Leafs, totaling 17 points (9g, 8a)... Ranked first in the NHL in total shorthanded time on ice (175:59) and shorthanded time on ice per game (3:39)... Made his Maple Leafs debut at MTL (1/19)... Netted his first goal with the Maple Leafs at BUF (1/29)... Played his 600th NHL game at FLA (4/25)... Appeared in all seven Stanley Cup Playoff games for Toronto... **2013-14:** Totaled four goals and six assists (10 points) in 81 games played... Ranked sixth in the NHL in total shorthanded time on ice (277:22) and tied for seventh in shorthanded time on ice per game (3:25)... Was second among NHL forwards in total shorthanded time on ice and first among forwards in shorthanded time on ice per game... Led the Maple Leafs and ranked 22nd in the NHL in faceoff percentage (53.6)... **2014-15:** Scored seven goals and earned 14 assists... Was one of two Hurricanes to appear in all 82 games... Ranked second on the team and 12th in the NHL in faceoff win percentage (55.4%)... The Hurricanes were 11-5-3 when he recorded a point... Made his Hurricanes debut vs. NYI (10/10)... Recorded his first Hurricanes point with an assist vs. BUF (10/14)... Appeared in his 700th NHL game at DAL (11/18)... Netted his first Hurricanes goal vs. DET (12/7).



RYAN MURPHY 7



Defenseman • Shoots Right

Acquired: 2011 NHL Draft

5'11" • 185 lbs.

2015-16 Teams: Carolina (NHL), Charlotte (AHL)

3/31/93 • Aurora, Ont.

Drafted: Carolina 2011 (1-12-1)

HIGHLIGHTS

NHL FIRSTS:

Game: 2/21/13; 4-3 L vs. WPG

Point: 10/6/13; 2-1 W vs. PHI (assist)

Goal: 10/17/13; 3-2 W at TOR (Bernier)

NHL HIGHS:

Goals: 1-6x (Last: 4/9/15; 3-1 W at PHI)

Assists: 2-5x (Last: 3/31/16; 4-3 W vs. NYR)

Points: 2-5x (Last: 3/31/16; 4-3 W vs. NYR)

Penalty Min: 2-15x (Last: 4/2/16; 5-1 L vs. CBJ)

Goal Streak: None

Assist Streak: 3 games (1/8/15-1/13/15: 4a)

Point Streak: 3 games (1/8/15-1/13/15: 0g, 4a)

CAREER STATS

YEAR	TEAM	LEAGUE	REGULAR SEASON					PLAYOFFS				
			GP	G	A	TP	PIM	GP	G	A	TP	PIM
2008-09	York Simcoe	Minor-ON	73	30	65	95	52	—	—	—	—	—
	Villanova	ON-Jr. A	4	4	2	6	0	—	—	—	—	—
2009-10	Kitchener	OHL	62	6	33	39	22	20	5	12	17	16
2010-11 (a, b)	Kitchener	OHL	63	26	53	79	36	7	2	9	11	8
2011-12	Kitchener	OHL	49	11	43	54	30	16	2	20	22	12
2012-13	Kitchener	OHL	54	10	38	48	34	10	3	4	7	8
	Carolina	NHL	4	0	0	0	2	—	—	—	—	—
	Charlotte	AHL	3	0	2	2	0	5	0	2	2	2
2013-14	Carolina	NHL	48	2	10	12	10	—	—	—	—	—
	Charlotte	AHL	22	3	19	22	8	—	—	—	—	—
2014-15	Carolina	NHL	37	4	9	13	8	—	—	—	—	—
	Charlotte	AHL	25	0	17	17	10	—	—	—	—	—
2015-16	Carolina	NHL	35	0	10	10	10	—	—	—	—	—
	Charlotte	AHL	32	7	17	24	18	—	—	—	—	—

Hurricanes/NHL Totals (4 Seasons)

124 6 29 35 30 — — — — —

(a) June 24, 2011—Selected by the Carolina Hurricanes in the 2011 NHL Entry Draft. First Hurricanes pick, 12th overall, first round.

(b) Sept. 16, 2011—Signed by the Carolina Hurricanes to a three-year, entry-level contract.

VS. NHL

CLUB	GP	G	A	PTS	PIM
ANA	2	0	1	1	2
ARI	3	0	1	1	0
BOS	7	0	0	0	0
BUF	5	0	3	3	2
CGY	4	0	0	0	0
CAR	0	0	0	0	0
CHI	2	0	0	0	0
COL	5	0	4	4	4
CBJ	5	0	1	1	2
DAL	2	0	0	0	0
DET	7	0	1	1	0
EDM	3	0	1	1	0
FLA	3	0	0	0	0
LA	1	0	0	0	0
MIN	3	1	0	1	0
MTL	3	0	0	0	0
NSH	4	0	1	1	2
NJ	8	0	2	2	0
NYI	7	0	2	2	0
NYR	9	1	4	5	6
OTT	5	0	2	2	0
PHI	6	1	1	2	2
PIT	6	1	0	1	2
STL	2	1	1	2	0
SJ	2	0	0	0	0
TB	5	0	1	1	0
TOR	3	1	0	1	0
VAN	4	0	0	0	4
WSH	6	0	3	3	4
WPG	2	0	0	0	0

PERSONAL

Ryan spends his summers in his hometown of Aurora, Ont., and has a girlfriend, Alisha Haveman... His Twitter handle is @ryanmurphy24... He started playing hockey at the age of 4 and his first youth team was the Aurora Tigers... The biggest influences on his career were his parents and one of his former coaches, Maurice Catenacci... His favorite team growing up was Toronto and his favorite player was Bryan McCabe... On game days, Ryan takes a 90 minute nap, followed by a 20 minute shower and an hour playing the video game Call of Duty... Ryan's favorite television show is Breaking Bad, his favorite movie is The Wolf of Wall Street and his favorite actor is Jonah Hill... He enjoys golfing when he's away from the rink... His favorite musician is Ed Sheeran, favorite book is Playing with Fire by Theoren

Fleury and favorite video game is NHL 15... He enjoys watching football and his favorite team outside of hockey is the Toronto Blue Jays... His favorite athlete outside of hockey is Rory McElroy... The person he most wants to meet is Jordan Belfort and the celebrity he'd most like to meet is Ariana Grande... His favorite food is penne alla vodka... His favorite former teammate is Gabriel Landeskog, favorite road city is Nashville and favorite road arena is the Air Canada Centre... The parts of playing in the NHL he enjoys most are the travel and the chance to play against star athletes... His most memorable hockey moment was scoring his first NHL goal in Toronto.



2015-16 SEASON


Appeared in his fourth NHL season with Carolina... Tied his career-high 10 assists in 35 games played for the Hurricanes... Also appeared in 31 American Hockey League (AHL) games with Charlotte, establishing an AHL career-high with 24 points (7g, 17a)... Ranked third among Checkers defensemen in assists (16) for the season and tied for second in goals (7)... Notched his first assist of the season in the home-opener vs. DET (10/10)... Played his 100th Hurricanes game, had two assists and was (+1) vs. COL (10/30)... Placed on injured reserve due to a concussion (11/16-11/25)... Earned two

assists vs. OTT (3/8)... Earned one assist, blocked one shot and had one shot on goal vs. NYI (3/26)... Registered two assists vs. NYR (3/31)... Was reassigned to Charlotte (AHL) for playoffs push... Games missed due to injury: 6 (Concussion: 11/16-11/25; Upper-body: 3/19)... Was a healthy extra for: 3 games (2/5-2/7, 3/29)... **Longest assist streak:** 2 games (3/5-3/8: 0g, 3a)... **Longest point streak:** 2 games (3/5-3/8: 0g, 3a)... **Multi-assist games:** 3 (last: 3/31 vs. NYR: 0g, 2a)... **Multi-point games:** 3 (last: 3/31 vs. NYR: 0g, 2a).

CAREER

Is in his fifth NHL season with the Hurricanes... Signed a two-year contract with the Hurricanes on 7/14/16, which goes through the 2017-18 season... Was Carolina's first round (12th overall) pick in the 2011 NHL Draft... Has competed internationally for Canada in a number of events... Won a silver medal with Ontario at the 2010 World U-17 Hockey Challenge in Timmins, Ontario... Led Canada in scoring at the 2011 U18 World Junior Championship in Germany with 13 points (4g, 9a) in seven games, and named the tournament's Top Defenseman... Had five points (1g, 4a) during the four-game Canada-Russia Challenge in Aug. 2012... Earned three points (1g, 2a) in six games for Canada at the 2013 World Junior Championship... Prior to beginning his OHL career, played youth hockey for the York Simcoe Express, winning Ontario Minor Hockey Association AAA championships in Bantam (2008) and Peewee (2006)... Was Kitchener's first-round pick (3rd overall) in the 2009 OHL Priority Selection... **2009-10:** Ranked second among rookie blueliners and seventh among all OHL rookies with 39 points (6g, 33a)... Was selected to the OHL's All-Rookie Team... Ranked second among Kitchener rookies and second among Rangers defensemen in scoring... Was named Kitchener's Most Gentlemanly Player... Made his OHL debut vs. Kingston (9/18)... Earned his first OHL point with an assist vs. Owen Sound (9/25)... Netted his first OHL goal at Belleville (10/17)... Earned his first multi-point game with a three-point effort (1g, 2a) at Kingston (11/20)... Ranked third among OHL defensemen in scoring during the 2010 OHL playoffs, helping Kitchener reach the conference final before falling to eventual Memorial Cup champion Windsor in seven games... **2010-11:** Led all OHL defensemen in goals (26) and ranked second in scoring (79 points) in 63 games... Was voted into the top three by the league's Western Conference coaches in the Smartest Player and Best Offensive Defenseman categories... Played in the CHL/NHL Top Prospects Game... Represented Team OHL in the CHL Subway Super Series against Russia... Was named OHL Defenseman of the Month for October after leading all league blueliners with 18 points (7g, 11a) in 12 games... Had five-point efforts with a goal and four assists vs. Erie (10/1) and at London (11/4)... Earned three or more assists in a game six times during the regular-season... Ranked tied for 11th among OHL defensemen in playoff scoring with 11 points (2g, 9a), despite playing just seven postseason contests, as Kitchener fell in the opening round to Plymouth... **2011-12:** Ranked tied for third among OHL defensemen in scoring, totaling 54 points (11g, 43a) in 49 games for Kitchener... Was tied for second among league defensemen in assists (43), and earned OHL Second All-Star Team honors... Ranked fourth among all Kitchener skaters in scoring and tied for second in assists... Had 13 multi-point games, including five three-point games and three four-point games... Made the Hurricanes' roster to open the season, and was a healthy extra for the first four games of the NHL season with the Hurricanes, prior to being returned to Kitchener... Missed 10 games after suffering a concussion from a hit by Tom Kuhnackl vs. Niagara (11/4)... Had points in 13 of 14 games between 1/15-2/17, including four-point games vs. Kingston (1/15: 1g, 3a) and at Belleville (1/21: 1g, 3a)... Led all OHL defensemen in assists

(20) during the playoffs, as Kitchener advanced to the conference final before being swept by eventual OHL Champion London... Ranked third among OHL defensemen in playoff points (22), skating in 16 postseason contests... Had points in 12 of 16 playoff games, including eight multi-point games... **2012-13:** Appeared in his first NHL season, skating in four games for the Hurricanes... Spent most of the season with Kitchener (OHL), ranking ninth among OHL defensemen in scoring with 48 points (10g, 38a) in 54 games... Was third among all Kitchener skaters in scoring and fifth on the team in plus/minus (+14)... Also appeared in three regular-season American Hockey League (AHL) games with Charlotte, earning two assists... Had 13 multi-point games for Kitchener, including a four-assist game vs. Oshawa (10/19)... Recalled by Carolina on an emergency basis on 2/21, and made his NHL debut that night vs. WPG (2/21), skating 23:51 of ice time... Skated an season-high 25:27 vs. TB (2/23)... Reassigned to Kitchener (OHL) on 2/28... Totaled seven points (3g, 4a) in 10 OHL playoff games as Kitchener knocked off Guelph before falling to London... Recorded his only multi-goal game of the season in the Rangers' first playoff game vs. Guelph (3/22)... Assigned to Charlotte after Kitchener fell to London in the second round of the OHL playoffs... Completed his OHL career with 220 points (53g, 167a) and 122 penalty minutes in 228 career regular-season games with Kitchener... Also had 57 points (12g, 45a) in 53 career OHL playoff games... Made his AHL debut and was (+2) at Peoria (4/16)... Earned his first professional point with an assist at Milwaukee (4/19)... Appeared in all five Calder Cup Playoff games for the Checkers, earning a pair of assists... Made his pro playoff debut and earned his first playoff point in Game 1 at Oklahoma City (4/26)... **2013-14:** Completed his first full professional season, recording two goals and 10 assists in 48 NHL games with Carolina... Appeared in 22 games for Charlotte (AHL), totaling three goals, 19 assists and a (+7) rating... Set a Charlotte franchise record for assists by a rookie defenseman... Recorded an 11-game assist streak, the longest by an AHL defenseman since 2008-09, and the longest by any AHL player since 2011-12... Set a Charlotte franchise record with his 11-game assist streak, matching the franchise record for longest point streak... Recorded his first career NHL point with an assist vs. PHI (10/6)... Scored his first NHL goal at TOR (10/17)... Earned his first NHL multi-point game (0g, 2a) and was (+3) at WSH (1/2)... **2014-15:** Established career highs in goals (4) and points (13) in 37 games played... Ranked second among Hurricanes defensemen in goals... Ranked second among Hurricanes defenseman in power-play time on ice per game (2:05)... Appeared in 25 games for Charlotte (AHL) and registered 17 assists... Ranked second among Checkers defenseman in assists for the season... Recorded his second career NHL multi-point game with two assists vs. BUF (1/8)... Stretched his point streak to a career-long three games with an assist vs. COL (1/13)... Participated in the AHL All-Star Classic in Utica (1/26), earning three assists and a game-high (+5)... Scored his first goal of the season vs. STL (1/30)... Missed 11 games (2/7-3/2) with a leg injury... Scored his first career game-winning goal at PHI (4/9).



ANDREJ NESTRASIL 15



Center/Wing • Shoots Left

Acquired: 11/20/14, Waivers from Detroit

6'3" • 200 lbs.

2015-16 Team: Carolina

2/22/91 • Prague, Czech Republic

Drafted: Detroit 2009 (3-75-3)

HIGHLIGHTS

NHL FIRSTS:

Game: 10/9/14; 2-1 DET W vs. BOS
Point: 10/25/14; 4-2 DET L at PHI (assist)
Goal: 11/22/14; 4-3 CAR L at COL (Berra)
Shootout Stats: 1 attempt, 0 goals (0%),
 0 game-deciding goals

NHL HIGHS:

Goals: 2 (2/5/16; 5-3 CAR W at WPG)
Assists: 2-5x (Last: 12/5/15; 3-2 CAR W vs. MTL)
Points: 3 (2/16/15; 6-3 CAR W at OTT)
Penalty Min: 2-8x (Last: 2/21/16; 4-2 CAR L vs. TB)
Goal Streak: 2 games-2x (Last: 2/12/16-2/13/16: 2g)
Assist Streak: 4 games (12/5/15-12/11/15: 5a)
Point Streak: 5 games (12/5/15-12/12/15: 1g, 5a)

CAREER STATS

YEAR	TEAM	LEAGUE	REGULAR SEASON					PLAYOFFS				
			GP	G	A	TP	PIM	GP	G	A	TP	PIM
2007-08	HC Slavia Praha Jr.	Czech Jr.	40	12	16	28	58	5	1	2	3	4
2008-09	Victoriaville	QMJHL	66	22	35	57	67	4	2	1	3	10
	Czech Rep.	WJ18-A	6	2	2	4	6	—	—	—	—	—
2009-10 (a)	Victoriaville	QMJHL	50	16	35	51	40	16	2	4	6	10
	Czech Rep.	WJC-A	6	1	6	7	4	—	—	—	—	—
2010-11	P.E.I.	QMJHL	58	19	51	70	40	5	1	5	6	2
	Czech Rep.	WJC-A	6	1	2	3	2	—	—	—	—	—
2011-12	Grand Rapids	AHL	25	3	1	4	6	—	—	—	—	—
	Toledo	ECHL	51	7	22	29	20	—	—	—	—	—
2012-13	Grand Rapids	AHL	25	3	3	6	2	1	0	0	0	0
	Toledo	ECHL	40	11	30	46	26	4	1	2	3	0
2013-14	Grand Rapids	AHL	70	16	20	36	24	10	4	2	6	4
	Detroit	NHL	13	0	2	2	4	—	—	—	—	—
	Carolina	NHL	41	7	11	18	4	—	—	—	—	—
	Charlotte	AHL	3	0	0	0	17	—	—	—	—	—
2015-16	Carolina	NHL	55	9	14	23	8	—	—	—	—	—
Hurricanes Totals (2 Seasons)			96	16	25	41	12	—	—	—	—	—
NHL Totals (2 Seasons)			109	16	27	43	16	—	—	—	—	—

(a) June 27, 2009—Selected by the Detroit Red Wings in the 2009 NHL Entry Draft. Third Red Wings choice, 75th overall, third round.

(b) November 20, 2014—Acquired by the Carolina Hurricanes on waivers from the Detroit Red Wings.

VS. NHL

CLUB	GP	G	A	PTS	PIM
ANA	4	0	1	1	0
ARI	3	1	1	2	0
BOS	3	0	0	0	0
BUF	2	0	0	0	0
CGY	2	0	1	1	0
CAR	0	0	0	0	0
CHI	4	0	2	2	0
COL	2	1	0	1	0
CBJ	4	1	2	3	2
DAL	3	1	1	2	0
DET	5	0	0	0	0
EDM	3	2	1	3	0
FLA	5	0	0	0	0
LA	3	0	0	0	0
MIN	3	2	0	2	0
MTL	4	0	2	2	2
NSH	3	0	1	1	0
NJ	7	0	1	1	0
NYI	4	1	2	3	0
NYR	5	0	3	3	0
OTT	3	1	2	3	2
PHI	7	0	2	2	4
PIT	8	2	0	2	0
STL	1	0	1	1	0
SJ	2	1	1	2	0
TB	2	0	0	0	2
TOR	5	0	0	0	2
VAN	3	0	1	1	0
WSH	7	1	2	3	2
WPG	2	2	0	2	0

PERSONAL

Andrej is single and spends his summers in his hometown of Prague... He first started playing hockey at the age of 3 and his first youth team was Slavia Praha... Andrej says the biggest influences on his career were his father and current Detroit Red Wings Head Coach Jeff Blashill... The best advice he's ever been given is that "greatness is a daily choice"... Andrej's favorite player growing up was Eric Lindros... His favorite television shows are Friends and House, favorite musical artist is Tracy Chapman, favorite movie is Forrest Gump and favorite actor is Miles Teller... He enjoys golf and squash and his favorite vacation spots are Rome and

London... Outside of hockey, his favorite sport to watch is soccer, favorite athlete is Zlatan Ibrahimovic and favorite team is FC Barcelona... The person he would most like to meet is illusionist Derren Brown... His favorite food is a healthy smoothie... Andrej's most memorable hockey moment was his NHL debut for the Red Wings... His favorite restaurant is Vivace, favorite website is isport.cz, and favorite video game is Sniper Elite... Andrej's favorite road city is Anaheim, favorite road arena is United Center and favorite team to play against is Detroit... He says the fans are the best thing about playing in the NHL.



2015-16 SEASON

Completed his second NHL season and first full season with Carolina... Established career highs in points (23), goals (9), assists (14) and games played (55)... Ranked tied for second on the team with a (+4) rating... Tallied his first goal of the season vs. MIN (11/12)... Scored a goal and earned his first assist of the season vs. EDM (11/25)... Set a career-high with five-game point streak from 12/5-12/12 (1g, 5a)... Earned a pair of three-game assist streaks (12/6-12/11: 0g, 3a; 1/22-1/26: 0g, 3a)... Netted two goals for his first career NHL multi-point game, in his 100th career NHL game, at WPG (2/5)... Matched his career-best with a

two-game goal streak from 2/12-2/13 (2g, 0a)... Missed the final 20 games of the season after sustaining a fractured vertebra at TOR (2/25)... Games missed due to injury: 22 (Lower-body: 10/24-10/27; Upper-body: 2/25-4/9)... Was a healthy extra for: 5 games (10/30-11/1, 11/7-11/10, 11/20)... **Longest assist streak:** 4 games (12/5-12/11: 0g, 5a)... **Longest point streak:** 5 games (12/5-12/12: 1g, 5a)... **Multi-goal games:** 1 (2/5 at WPG: 2g, 0a)... **Multi-assist games:** 1 (12/5 vs. MTL: 0g, 2a)... **Multi-point games:** 3 (last: 2/5 at WPG: 2g, 0a).

CAREER

Is in his third NHL season with Carolina... Acquired by the Hurricanes on waivers from the Detroit Red Wings on 11/20/14... Signed a two-year contract with the Hurricanes on 6/29/15, which goes through the 2016-17 season... Originally selected by Detroit in the third round (75th overall) of the 2009 NHL Entry Draft... Has competed internationally for the Czech Republic in several events, including the 2009 U18 World Junior Championship and the 2010 and 2011 World Junior Championships... **2007-08:** Totaled 12 goals and 16 assists (28 points) in 40 games for HC Slavia Praha Jr. in his hometown of Prague... Ranked second on the team in points... **2008-09:** Selected by Victoriaville of the Quebec Major Junior Hockey League (QMJHL) in the first round (seventh overall) of the 2008 CHL Import Draft... Ranked second among Tigres skaters and fourth among league rookies in scoring with 57 points (22g, 35a) in 66 games... Made his QMJHL debut at Gatineau (9/11)... Scored his first QMJHL goal in his second career game, at Quebec (9/14)... Netted a hat trick vs. Saint John in just his sixth game for Victoriaville... Earned a QMJHL career-best, six-game assist streak from 11/25-12/7 (9a), including a career-best, four-point effort vs. Lewiston (11/30)... Had a QMJHL career-long, six-game goal streak from 2/27-3/15 (7g)... Made his QMJHL playoff debut in Victoriaville's opening-round series loss to Shawinigan, earning three points (2g, 1a) in four games... **2009-10:** Tallied 16 goals and 35 assists (51 points) in 50 games for Victoriaville... Matched his single-game career high with four points (1g, 3a) at Rimouski (10/27)... Had points in four consecutive games, including three multi-point efforts, to close the regular season (3/5-3/14: 1g, 6a)... Totaled six points (2g, 4a) in 16 QMJHL playoff games as the Tigres advanced to the semifinal before falling to Saint John... Also represented the Czech Republic at the World Junior Championship in Saskatoon, earning seven points (1g, 6a) in six games... **2010-11:** Acquired by Prince Edward Island in an off-season trade, and ranked second among Rocket skaters with 70 points (19g, 51a) in 58 games... Was plus-13 for the season... Led PEI with six points (1g, 5a) during an opening-round loss to Shawinigan... Again played for the Czech Republic at the World Junior Championship, earning three points (1g, 2a)... **2011-12:** Split his

first professional season between Grand Rapids of the American Hockey League (AHL) and Toledo (ECHL)... Scored three goals and had one assist (4 points) in 25 games on the AHL level with the Griffins... Notched 29 points (7g, 22a) in 51 games with Toledo... Made his professional debut with the Walleye vs. Chicago (10/15)... Made his AHL debut for the Griffins at Oklahoma City (10/21)... Earned first star honors for Grand Rapids the following night after picking up his first two professional points (1g, 1a) at Oklahoma City (10/22)... **2012-13:** Appeared in 25 regular-season games with Grand Rapids, registering six points (3g, 3a)... Also had 41 points (11g, 30a) on the ECHL level with Toledo... appeared in one AHL playoff game... Had a five-points game with two goals and three assists for Toledo at Fort Wayne (12/31)... Named the ECHL Plus Performer of the Month for December with a plus-13 rating... Appeared in four playoff games for the Walleye, earning three points (1g, 2a)... Skated in one AHL playoff game for Grand Rapids, as the Griffins captured the 2013 Calder Cup championship... **2013-14:** Established AHL career highs in games played (70), goals (16), assists (20) and points (36)... Ranked tied for third among Griffins skaters in goals, and tied for fifth in points... Had a career-long, seven-game points streak from 3/14-3/29, totaling 11 points (6g, 5a) during that span... Had six points (4g, 2a) in 10 Calder Cup Playoff games as the Griffins topped Abbotsford before falling to eventual champion Texas in the second round... **2014-15:** Split time between Detroit and Carolina, totaling seven goals and 13 assists in 54 games... Scored seven goals and notched 11 assists in 41 games for the Hurricanes... Was first on the team with a (+2) rating... Made his NHL debut in DET's opener vs. BOS (10/9)... Earned his first NHL point (assist) on Riley Sheahan's goal at PHI (10/25)... Had two assists in 13 games with DET prior to being claimed on waivers (11/20)... Made his Hurricanes debut and scored a goal at COL (11/22)... Was the fifth player to score in his Hurricanes debut since 2009 (Dvorak, Gerbe, Terry and Tlustý)... Was on injured reserve from 12/8-1/6 due to an upper-body injury... Recorded his first career multi-point game with a goal and two assists at OTT (2/16).



JOAKIM NORDSTROM

42



Center • Shoots Left

Acquired: 9/11/15, Trade with CHI

6'1" • 189 lbs.

2015-16 Teams: Carolina (NHL), Charlotte (AHL)

2/25/92 • Stockholm, Sweden

Drafted: Chicago 2010 (6-90-3)

HIGHLIGHTS

NHL FIRSTS:

Game: 10/1/13; 6-4 CHI W vs. WSH
Point: 10/11/13; 3-2 CHI W vs. NYI (goal)
Goal: 10/11/13; 3-2 CHI W vs. NYI (Poulin)
Shootout Stats: 1 attempt, 0 goals (0%),
0 game-deciding goals

NHL HIGHS:

Goals: 1-11x (Last: 3/22/16; 3-2 CAR L vs. BUF)
Assists: 2 (2/5/16; 5-3 CAR W at WPG)
Points: 2-2x (2/5/16; 5-3 CAR W at WPG)
Penalty Min: 4 (12/27/15; 2-1 CAR W at CHI)
Goal Streak: 3-2x (Last: 2/19/16-2/23/16: 3g)
Assist Streak: 2 (2/12/16-2/13/16: 2a)
Point Streak: 4 (2/18/16-2/23/16: 3g, 1a)

CAREER STATS

YEAR	TEAM	LEAGUE	REGULAR SEASON					PLAYOFFS				
			GP	G	A	TP	PIM	GP	G	A	TP	PIM
2008-09	AIK U18	SWE-U18	35	8	16	24	32	7	2	2	4	2
	AIK Jr.	SWE-Jr.	4	2	0	2	2	—	—	—	—	—
2009-10 (a)	AIK U18	SWE-U18	2	1	1	2	0	3	1	2	3	4
	AIK Jr.	SWE-Jr.	28	6	9	15	53	—	—	—	—	—
	AIK	SWE-2	2	0	0	0	0	—	—	—	—	—
2010-11	AIK Jr.	SWE-Jr.	25	9	11	20	36	—	—	—	—	—
	Almtuna	SWE-2	12	0	1	1	4	—	—	—	—	—
	AIK	SWE	11	0	1	1	0	1	0	0	0	0
2011-12	AIK	SWE	47	3	3	6	4	10	1	2	3	2
2012-13	AIK Solna	SWE	43	5	4	9	29	—	—	—	—	—
	Rockford	AHL	11	0	3	3	12	—	—	—	—	—
2013-14	Chicago	NHL	16	1	2	3	2	7	0	0	0	0
	Rockford	AHL	58	17	16	33	21	—	—	—	—	—
2014-15 (b)	Rockford	AHL	23	9	7	16	19	—	—	—	—	—
	Chicago	NHL	38	0	3	3	4	3	0	0	0	0
2015-16 (b)	Carolina	NHL	71	10	14	24	12	—	—	—	—	—
	Charlotte	AHL	2	1	0	1	0	—	—	—	—	—
Hurricanes Totals (1 Season)			71	10	14	24	12	—	—	—	—	—
NHL Totals (3 Seasons)			125	11	19	30	18	10	0	0	0	0

(a) June 23, 2010—Selected by the Chicago Blackhawks in the 2010 NHL Entry Draft. Sixth Blackhawks choice, 90th overall, third round.
(b) Sept. 11, 2015—Acquired by the Carolina Hurricanes along with Kris Versteeg and a third-round selection in the 2017 NHL Draft from the Chicago Blackhawks in exchange for Dennis Robertson, Jake Massie and a fifth-round pick in the 2017 NHL Draft.

VS. NHL

CLUB	GP	G	A	PTS	PIM
ANA	5	0	1	1	0
ARI	4	0	1	1	2
BOS	3	0	0	0	0
BUF	4	1	0	1	2
CGY	3	1	0	1	0
CAR	3	0	1	1	0
CHI	2	1	0	1	4
COL	4	0	0	0	0
CBJ	5	0	1	1	0
DAL	5	0	0	0	0
DET	1	0	0	0	0
EDM	5	0	1	1	0
FLA	5	0	0	0	0
LA	3	0	0	0	2
MIN	7	0	3	3	0
MTL	5	1	2	3	0
NSH	4	0	0	0	0
NJ	5	2	1	3	0
NYI	4	1	1	2	2
NYR	6	1	1	2	2
OTT	2	0	1	1	0
PHI	5	1	0	1	2
PIT	6	0	1	1	0
STL	7	0	1	1	0
SJ	2	1	0	1	0
TB	4	1	0	1	0
TOR	5	0	0	0	0
VAN	3	0	0	0	0
WSH	5	0	1	1	2
WPG	3	0	2	2	0

PERSONAL

Joakim and his girlfriend, Fanny Liwengborg, spend their summers in Stockholm... He started skating when he was two years old and his first youth team was Hanvikens SK... The biggest influence on his career is his family and the best advice he has been given is to have fun and enjoy it... His favorite player growing up was Daniel Alfredsson and his favorite team was AIK Stockholm... Joakim's nickname is "Nordy" and his favorite television show is Entourage... He enjoys the Batman movies and his favorite actress is Margot Robbie... Joakim's Twitter handle is @Jo92No... His favorite band is Mumford & Sons, favorite vacation spot is

Marbella, Spain and favorite video game is Call of Duty... His most common game-day habit is a nap... He enjoys spending time with friends and family when he is away from the rink... Joakim's favorite meal is tacos, favorite sport to play is golf, favorite team outside of hockey is FC Barcelona and favorite non-hockey athlete is Zlatan Ibrahimovic... The celebrity he would most like to meet is Will Ferrell... His favorite road city is Dallas and favorite road arena is American Airlines Center... He enjoys playing in the NHL because he gets to "compete with and against the best players in the world."



2015-16 SEASON


Completed his third NHL season and first with the Hurricanes... Ranked sixth on the team in points (24) and goals (10), and established career highs in points, goals and assists (14)... Made his Hurricanes' debut at NSH (10/8)... Notched his first Hurricanes point with an assist vs. MIN (11/12)... Registered a team-high eight hits vs. PHI (11/14)... Earned an assist vs. ANA (11/16)... Netted his first Hurricanes goal vs. MTL (12/5)... Registered his first career NHL multi-point game with a goal and an assist vs. NJ (12/26)... Recorded two three-game goal streaks (1/22-1/26:

3g, 0a; 2/18-2/23: 3g, 1a)... Earned his first career NHL multi-assist game at WPG (2/5)... Notched an assist and registered a team-high four hits vs. MTL (4/7)... Games missed due to injury: 9 (Lower-body: 10/16-11/1)... **Longest goal streak:** 3 games (1/22-1/26: 3g, 0a; 2/19-2/23: 3g, 0a)... **Longest assist streak:** 2 games (2/12-2/13: 0g, 2a)... **Longest point streak:** 4 games (2/18-2/23: 3g, 1a)... **Multi-assist games:** 1 (2/5 at WPG: 0g, 2a)... **Multi-point games:** 2 (last: 2/5 at WPG: 0g, 2a).

CAREER

Is in his fourth NHL season and second with Carolina... Signed a two-year contract with the Hurricanes on 4/22/16, which goes through the 2017-18 season... Selected by Chicago in the third round of the 2010 NHL Entry Draft... Acquired by Carolina along with Kris Versteeg and a third-round pick in the 2017 NHL Draft from Chicago in exchange for Dennis Robertson, Jake Massie and a fifth-round pick in the 2017 Draft... Had totaled 30 points (11g, 19a) and 18 penalty minutes in 125 NHL regular-season games entering the 2016-17 season... Was a member of the 2015 Stanley Cup champion Blackhawks, playing in three playoff games during Chicago's title run... Has totaled 53 points (27g, 26a) in 94 career American Hockey League (AHL) games... Has represented Sweden in two major international competitions, both alongside current Hurricanes teammate Victor Rask... Won a gold medal with Team Sweden at the 2012 World Junior Championship, posting five points (4g, 1a) in six games and serving as alternate captain... Tied for sixth on the team in points and shared second in goals... Tallied two assists in six games at the 2010 U18 WJC, helping Sweden win a silver medal... **2008-09:** Netted eight goals and added 16 assists (24 points) in 35 games for AIK IF Solna's U-18 squad... Also appeared in four games for AIK Jr., netting a pair of goals... **2009-10:** Spent the majority of the season with AIK Jr., registering 15 points (6g, 9a) in 28 games... **2010-11:** Made his Swedish Elite League debut, posting one assist in 11 games with AIK Solna... Appeared in one postseason game as AIK advanced to the semifinal before falling to Färjestads BK... Tallied 20 points (9g, 11a) in 25 games with AIK U20 and one assist in 12 games with Almtuna in the Swedish Allsvenskan... **2011-12:** Appeared in 47 games with AIK, earning six points (3g, 3a)... Recorded three

points (1g, 2a) in 10 playoff games for AIK... **2012-13:** Totaled nine points (5g, 4a) in 43 games with the Swedish Elite League's AIK Solna... Posted SEL career highs in points, goals and assists... Made his North American debut, recording three assists in 11 games with Rockford of the AHL... Made his AHL debut on at Abbotsford (3/22)... Earned his first AHL point with an assist vs. Peoria (4/7)... **2013-14:** Split the season between Chicago and Rockford... Recorded three points (1g, 2a) in 16 regular-season games with the Blackhawks... Made his NHL debut vs. WSH (10/1)... Beat Kevin Poulin for his first NHL goal vs. NYI (10/11)... Tallied an assist and a career-high six shots on goal vs. STL (4/6)... Posted 33 points (17g, 16a) in 58 regular-season games with Rockford... Registered a career-long nine-game AHL point streak (4g, 8a) from 12/20-1/8, including a season-best three points (2g, 1a) vs. Grand Rapids (1/4)... Made his NHL postseason debut, totaling six shots on goal in seven Stanley Cup Playoffs games... Played his first Stanley Cup playoff game vs. STL (4/27)... **2014-15:** Split the season between Chicago and the American Hockey League's Rockford IceHogs... Registered three assists in 38 regular-season games with the Blackhawks... His assists came at EDM (11/22), vs. MTL (12/5) and at CAR (3/23)... Posted 16 points (9G, 17A) in 23 regular-season tilts with Rockford... Was named the ninth captain in Rockford franchise history... Had points in five consecutive AHL games from 10/25-11/6 (4g, 2a)... Notched his first professional hat trick and a career-best four points at Lake Erie (12/13)... Appeared in three playoff games for Chicago as the Blackhawks captured the 2015 Stanley Cup Championship... Recorded a playoff career high 19:51 of ice time vs. NSH (4/15).



BRETT PESCE 54



Defenseman • Shoots Right

Acquired: 2013 NHL Entry Draft

6'3" • 200 lbs.

2015-16 Teams: Carolina (NHL), Charlotte (AHL)

11/15/94 • Tarrytown, NY

Drafted: Carolina 2013 (2-66-3)

HIGHLIGHTS

NHL FIRSTS:

Game: 10/24/15; 5-2 L at SJ

Point: 10/30/15; 3-2 W vs. COL (assist)

Goal: 11/22/15; 4-3 W vs. LA (Quick)

NHL HIGHS:

Goals: 1-4x (Last: 1/14/16; 4-1 W at STL)

Assists: 1-12x (Last: 3/26/16; 4-3 OTL vs. NYI)

Points: 2 (11/22/15; 4-3 W vs. LA)

Penalty Min: 2-8x (Last: 3/29/16; 2-1 SOL at NYI)

Goal Streak: 2 games (11/22/15-11/23/15: 2g)

Assist Streak: 3 games (12/11/15-12/15/15: 3a)

Point Streak: 3 games (12/11/15-12/15/15: 0g, 3a)

CAREER STATS

YEAR	TEAM	LEAGUE	REGULAR SEASON					PLAYOFFS				
			GP	G	A	TP	PIM	GP	G	A	TP	PIM
2008-09	North Jersey	AYHL	26	5	10	15	26	—	—	—	—	—
2009-10	North Jersey	AYHL	32	2	11	13	6	—	—	—	—	—
2010-11	North Jersey	AYHL	20	9	18	27	8	—	—	—	—	—
2011-12	Jersey Hitmen	EJHL	17	1	5	6	18	—	—	—	—	—
	USNTDP U18	U-18	4	0	0	0	0	—	—	—	—	—
2012-13 (a)	New Hampshire	HE	38	1	5	6	10	—	—	—	—	—
2013-14	New Hampshire	HE	41	7	14	21	6	—	—	—	—	—
2014-15 (b)	New Hampshire	HE	31	3	13	16	32	—	—	—	—	—
	Charlotte	AHL	4	0	1	1	6	—	—	—	—	—
2015-16	Carolina	NHL	69	4	12	16	16	—	—	—	—	—
	Charlotte	AHL	3	1	2	3	0	—	—	—	—	—
Hurricanes/NHL Totals (1 Season)			69	4	12	16	16	—	—	—	—	—

(a) June 30, 2013—Selected by the Carolina Hurricanes in the 2013 NHL Draft. Second Hurricanes pick, 66th overall, third round.

(b) March 27, 2015—Signed a three-year, entry-level contract with the Carolina Hurricanes.

VS. NHL

CLUB	GP	G	A	PTS	PIM
ANA	2	0	1	1	0
ARI	2	0	1	1	0
BOS	3	0	0	0	0
BUF	3	0	0	0	2
CGY	0	0	0	0	0
CAR	0	0	0	0	0
CHI	2	0	1	1	2
COL	1	0	1	1	0
CBJ	4	0	0	0	0
DAL	2	0	0	0	0
DET	1	0	0	0	0
EDM	2	0	0	0	0
FLA	2	0	0	0	0
LA	1	1	1	2	0
MIN	2	0	1	1	0
MTL	2	0	1	1	0
NSH	1	0	0	0	0
NJ	5	1	0	1	2
NYI	4	0	1	1	2
NYR	4	0	0	0	2
OTT	3	0	0	0	0
PHI	4	1	2	3	2
PIT	4	0	1	1	0
STL	2	1	0	1	0
SJ	2	0	1	1	0
TB	3	0	0	0	2
TOR	3	0	0	0	2
VAN	1	0	0	0	0
WSH	3	0	0	0	0
WPG	1	0	0	0	0

PERSONAL

Brett is single and spends his summers in New York... He started playing hockey at the age of three and his first youth team was the Westchester Vipers... He says his dad had the biggest influence on his career and the best advice he's ever received is to "never settle in life"... His favorite team growing up was the New York Rangers and his favorite player was Ryan McDonagh... Brett's first job was in landscaping... His favorite television show is Friday Night Lights, favorite movie is Wedding Crashers, favorite actor is Kevin Hart and favorite musical artist is Luke Bryan... Brett's twitter handle is @BrettPesce22 and his favorite app is Snapchat... His favorite website is Netflix and favorite vacation

spots are Florida and Avalon, NJ... His biggest talent outside of hockey is bowling... Brett also excelled in lacrosse growing up... His favorite food is pizza and favorite video games are Halo and Call of Duty... He is a fan of the Dallas Cowboys and his favorite athlete outside of hockey is Stephen Curry... His favorite road city is Los Angeles, favorite road arena is United Center and favorite team to play against is the New York Rangers... His favorite former teammate was his older brother, Brad... The celebrity he'd most like to meet is The Rock... His favorite thing about playing in the NHL is that it's the best league in the world... Brett's most-memorable hockey moment was his first NHL goal.



2015-16 SEASON

Completed his rookie season with Carolina, totaling 16 points (4g, 12a) in 69 games... Appeared in three games on the American Hockey League (AHL) level for Charlotte, posting three points (1g, 2a)... Was tied for fourth among NHL rookie defensemen in goals (4) and tied for sixth in scoring (16 points)... Ranked ninth among all NHL defensemen in takeaways (43) and ninth among NHL rookie defensemen in blocks (83)... Made his NHL/Hurricanes debut at SJ (10/24)... Earned first NHL/Hurricanes point (assist) vs. COL (10/30)... Blocked five shots and had two shots on goal vs. OTT (11/7)... Beat Jonathan Quick for his first NHL goal and added an assist vs. LA (11/22) for his first career multi-point game... Had a two-game goals streak from 11/22-11/23 (2g, 1a)... Posted

a three-game point streak from 12/11-12/15 (0g, 3a)... Earned an assist and blocked three shots at CHI (12/27)... Blocked a team-high four shots and had three takeaways vs. PIT (2/12)... Skated a season-high 22:32 of ice time at WSH (3/15)... Earned an assist, recorded five shots on goal and had a team-high two takeaways vs. NYI (3/26)... Blocked a team-high four shots and registered two hits in 20:08 of ice time vs. NYR (3/31)... Games missed due to injury: 6 (Lower-body: 1/15-1/17, 1/24, 2/3-2/7)... Was a healthy extra for: 5 games... **Longest goal streak:** 2 games (11/22-11/23: 2g,1a)... **Longest assist streak:** 3 games (12/11-12/15: 0g, 3a)... **Longest point streak:** 3 games (12/11-12/15: 0g, 3a)... **Multi-point games:** 1 (11/22 vs. LA: 1g, 1a).

CAREER

Is in his second NHL season with Carolina... Selected by the Hurricanes in the third round, 66th overall, of the 2013 NHL Draft... Ranked 40th on NHL Central Scouting's final list of North American skaters for the 2013 Draft... Signed a three-year, entry-level contract with the Hurricanes on 3/27/15... Spent three seasons with the New Jersey Avalanche of the Atlantic Youth Hockey League (AYHL) from 2009-2011, totaling 40 points (11g, 29a) in 52 games... **2011-12:** Played for the New Jersey Hitmen of the Eastern Junior Hockey League (EJHL), earning six points (1g, 5a) in 17 games... Also spent time with the U.S. National Development team during the holiday break that season, appearing in four games for the Under-18 team... Represented the U.S. Under-18 team at the 2011 Ivan Hlinka Memorial Tournament in Slovakia and the Czech Republic, notching an assist on the game-winning goal vs. Russia... **2012-13:** Completed his freshman season for the University of New Hampshire (Hockey East), totaling six points (1g, 5a) in 38 games... Was sixth on the team in plus/minus (+7)... Appeared in all but one of the Wildcats' games... Earned his first career point with an assist at Colorado College (11/23)... Netted his first collegiate goal at UMass-Lowell (12/1)... **2013-14:** Played all 41 games for New Hampshire during his sophomore

season, setting career highs in goals (7), assists (14) and points (21)... Netted his first goal of the season vs. UMass Lowell (11/2)... Registered a pair of assists vs. Princeton (12/29)... Had a 10-game point streak (5g, 8a) from 1/24-3/1... Scored a goal and tallied two assists for a career-high three points vs. Notre Dame (1/31)... Matched that mark with a goal and two assists in the decisive game three of the Hockey East Quarterfinals against Northeastern (3/16), including the game-winning goal with 6:19 left in the third period... **2014-15:** Completed his third year of college hockey for New Hampshire, ranking second among Wildcats defensemen in points (16) and first in assists (13)... Was tied for fourth among all UNH skaters in plus/minus (+10)... Scored a goal and added an assist vs. Michigan (10/17)... Earned points in four consecutive games from 2/7-2/20 (1g, 4a)... Assisted on all three of UNH's goals in a 3-0 victory against Merrimack (2/28)... Completed his collegiate career with 43 points (11g, 32a) in 110 games for New Hampshire... Joined Charlotte of the American Hockey League (AHL) after signing his professional contract with the Hurricanes on 3/27, appearing in four games for the Checkers... Made his pro debut vs. Oklahoma City (4/2)... Earned his first pro point with an assist vs. Oklahoma City (4/3).



VICTOR RASK 49



Center • Shoots Left

Acquired: 2011 NHL Entry Draft

6'2" • 200 lbs.

2015-16 Team: Carolina

3/1/93 • Leksand, Sweden

Drafted: Carolina 2011 (2-42-2)

HIGHLIGHTS

NHL FIRSTS:

Game: 10/10/14; 5-3 CAR L vs. NYI
Point: 11/2/14; 3-2 CAR W vs. LA (goal)
Goal: 11/2/14; 3-2 CAR W vs. LA (Quick)
Shootout Stats: 8 attempt, 1 goal (12.5%),
 1 game-deciding goal

NHL HIGHS:

Goals: 2-2x (Last: 3/27/16; 3-2 CAR W vs. NJ)
Assists: 3-2x (Last: 12/8/15; 6-5 CAR L at DAL)
Points: 3-3x (Last: 12/8/15; 6-5 CAR L at DAL)
Penalty Min: 4 (10/23/15; 3-0 CAR L at LA)
Goal Streak: 3 games (3/24/16-3/27/16: 4g)
Assist Streak: 4 games (12/6/15-12/12/15: 6a)
Point Streak: 4 games-2x (Last: 12/6/15-12/12/15: 1g, 6a)

CAREER STATS

YEAR	TEAM	LEAGUE	REGULAR SEASON					PLAYOFFS				
			GP	G	A	TP	PIM	GP	G	A	TP	PIM
2007-08	Leksand U18	Swe-U18	8	0	2	2	2	2	0	0	0	0
2008-09	Leksand U18	Swe-U18	26	9	6	15	8	—	—	—	—	—
2009-10	Leksand U18	Swe-U18	10	6	3	9	4	4	4	3	7	2
	Leksand Jr.	Swe-Jr.	39	22	19	41	35	5	3	2	5	2
	Leksand	Swe-2	8	0	0	0	0	—	—	—	—	—
2010-11 (a)	Leksand U18	Swe-U18	4	4	4	8	0	6	3	2	5	6
	Leksand Jr.	Swe-Jr.	13	3	9	12	2	—	—	—	—	—
	Leksand	Swe-2	37	5	6	11	8	—	—	—	—	—
2011-12 (b)	Calgary	WHL	64	33	30	63	21	—	—	—	—	—
2012-13	Calgary	WHL	37	14	27	41	16	17	6	10	16	10
	Charlotte	AHL	10	1	4	5	0	—	—	—	—	—
2013-14	Charlotte	AHL	76	16	23	39	20	—	—	—	—	—
2014-15	Carolina	NHL	80	11	22	33	16	—	—	—	—	—
2015-16	Carolina	NHL	80	21	27	48	24	—	—	—	—	—

Hurricanes/NHL Totals (2 Seasons)

160 32 49 81 40 — — — — —

(a) June 25, 2011—Selected by the Carolina Hurricanes in the 2011 NHL Entry Draft. Second Hurricanes pick, 42nd overall, second round.

(b) Oct. 20, 2011—Signed by the Carolina Hurricanes to a three-year, entry-level contract.


VS. NHL

CLUB	GP	G	A	PTS	PIM
ANA	4	0	2	2	0
ARI	4	2	2	4	0
BOS	6	0	0	0	4
BUF	6	3	0	3	0
CGY	4	1	1	2	0
CAR	0	0	0	0	0
CHI	4	2	0	2	0
COL	4	2	0	2	4
CBJ	6	3	3	6	6
DAL	4	2	5	7	4
DET	6	2	2	4	0
EDM	4	0	2	2	2
FLA	6	0	0	0	0
LA	4	1	1	2	6
MIN	4	0	1	1	0
MTL	6	0	1	1	0
NSH	4	2	1	3	0
NJ	9	2	1	3	2
NYI	7	3	1	4	2
NYR	9	2	1	3	0
OTT	5	0	4	4	0
PHI	9	2	0	2	2
PIT	9	0	5	5	2
STL	4	1	3	4	0
SJ	4	1	2	3	0
TB	6	1	5	6	0
TOR	6	0	1	1	2
VAN	4	0	1	1	0
WSH	8	0	3	3	0
WPG	4	0	1	1	4

PERSONAL

Victor is single and spends his summers in his hometown of Leksand, Sweden... He started playing hockey at the age of 2 and the biggest influences on his career were his mom and dad... His favorite player growing up was Peter Forsberg... His first job was as a hockey player... Victor's favorite television show is The Walking Dead, favorite movie is 8 Mile, favorite musical artist is Wiz Khalifa... His biggest game-day habit is his nap... His favorite vacation spot is Spain and favorite sport to play outside of hockey is soccer... His favorite non-hockey athlete is LeBron James

and favorite team outside of hockey is Real Madrid... Victor's Twitter username is @victorrask... His favorite video games are Call of Duty and FIFA... The celebrity he would most like to meet is Justin Bieber... His favorite holiday is Christmas... Victor's most memorable hockey moment was winning the gold medal at the World Junior Championship in 2012... His favorite road city is Los Angeles and favorite road arena is the Scotiabank Saddledome... His favorite part of playing in the NHL is being a part of the best league in the world.



2015-16 SEASON

Completed his second season with Carolina... Established career highs in points (48), goals (21) and assists (27)... Ranked tied for second on the team in points (48), second in assists (27) and third in goals (21)... Won eight of 12 faceoffs in the season opener at NSH (10/8)... Netted his first goal of the season and was (+1) in a team-high 24:50 of ice time vs. DET (10/10)... Beat Semyon Varlamov for the overtime, game-winning goal at COL (10/21)... Earned three assists vs. TB (11/1) for his first multi-assist game of the season... Notched an assist, won 15 of 19 faceoffs, had five shots on goal and was (+1) vs. OTT (11/7)... Played his 100th NHL/Hurricanes game and notched one assist vs. LA (11/22)... Recorded a career-long, four-game assists/points streak from 12/6-12/12 (1g, 6a)... Earned three assists at DAL (12/8) for his second multi-assist game

CAREER

Is in his third NHL season with the Hurricanes... Signed a six-year contract with Carolina on 7/12/16, which goes through the 2021-22 season... Originally selected by Carolina in the second round, 42nd overall, of the 2011 NHL Entry Draft... Had 44 points (17g, 27a) in 86 career American Hockey League (AHL) games with Charlotte prior to spending the entire 2014-15 season in the NHL... Totaled 104 points (47g, 57a) in 101 career games with Calgary of the Western Hockey League (WHL) before turning professional... Has represented Sweden in 12 international competitions... Skated in four games at the 2009 Ivan Hlinka Memorial Tournament... Totaled five points (3g, 2a) and was (+6) in six games at the 2010 U18 World Junior Championship in Belarus, helping Sweden capture the silver medal... Had eight points (1g, 7a) in six games and was the Player of the Game in the bronze-medal match at the 2010 World U17 Hockey Challenge in Timmons, Ontario... Earned five points (2g, 3a) and was (+5) in six games at the 2011 U18 World Junior Championships in Germany, as Sweden again won silver... Was named one of Sweden's top three players in that tournament... Played six games at the 2012 IIHF World Junior Championship in Canada, helping Sweden capture gold at the event for the first time in 31 years... Again represented Sweden at the 2013 World Junior Championship, earning four points (2g, 2a) in six games to help Sweden win silver... **2009-10:** Played his first season for Leksand's J-20 Super Elite team in 2009-10, netting 22 goals and adding 19 assists (41 points) in 39 games... Also made his debut in Allsvenskan, the top Swedish minor league, skating in eight games... **2010-11:** Spent the majority of the season with Leksand's team in HockeyAllsvenskan, earning 11 points (5g, 6a) in 37 games... Also played for Leksand's junior squad, scoring 12 points (3g, 9a) in 13 games, and had eight points (4g, 4a) in four games with Leksand's U18 team... **2011-12:** Completed his first season with Calgary (WHL), leading all Hitmen skaters in goals (33)... Ranked third on the team in scoring with 63 points (33g, 30a) in 64 games played... Earned Rookie of the Year honors for the Hitmen... Had 18 multi-point games, including five multi-goal efforts... Led Calgary and ranked tied for 15th in the WHL with 14 power-play goals... Netted his first WHL goal and added his first WHL assists in his second game, at Lethbridge (9/30)... Scored a hat trick, including two power-play tallies, at Swift Current (10/18)... Had a six-game point streak from 12/9-1/13 (2g, 5a)... Registered three consecutive multi-point efforts from 1/20-1/25, notching seven points in that span (4g, 3a)... Had a season-best, eight-game point streak from 2/15-3/2 (7g, 6a)... Notched his fourth three-point game of the season with a goal and two assists at Kootenay (3/16)... Suffered a knee injury in the final game of the regular season vs. Kootenay (3/17), and missed all of Calgary's first-round loss to Brandon...

of the season... Had the first multi-goal game of his career with a pair of tallies vs. NYI (2/13)... Tallied one goal and one assist at TB (3/5)... Had a career-long, three-game goal streak from 3/24-3/27 (4g, 0a)... Netted a pair of goals vs. NJ (3/27)... Earned one assist and won eight of 15 faceoffs vs. MTL (4/7)... Games missed due to injury: 2 (Upper-body: 1/8-1/9)... **Longest goal streak:** 3 games (3/24-3/27: 4g, 0a)... **Longest assist streak:** 4 games (12/6-12/12: 1g, 6a)... **Longest point streak:** 4 games (12/6-12/12: 1g, 6a)... **Multi-goal games:** 2 (last: 3/27 vs. NJ: 2g, 0a)... **Multi-assist games:** 2 (last: 12/8 at DAL: 0g, 3a)... **Multi-point games:** 6 (last: 3/27 vs. NJ: 2g, 0a).

2012-13: Made his professional debut with Charlotte (AHL) to start the season before being assigned to his junior team in Calgary (WHL) in November... Had five points (1g, 4a) in 10 games for Charlotte on the AHL level, and 41 points (14g, 27a) in 37 WHL games for Calgary... Made his professional debut in Charlotte's season opener at Houston (10/13)... Netted his first professional goal at Milwaukee (10/19)... Earned two assists at Rockford (10/21) for his first AHL multi-point game... Was tied for second among AHL rookie skaters and tied for second on the team in plus/minus (+7) at the time of his reassignment to Calgary on 11/13... Had multi-point efforts in nine of his 37 WHL games, including five three-point games... Scored a hat trick at Tri-City (2/12)... Recorded points in each of his last six regular-season games (2g, 8a), and then scored points in each of his first 11 playoff games (5g, 9a)... His 11-game playoff point streak was the longest of any player during the WHL postseason... Totaled 16 points (6g, 10a) in 17 playoff games to lead all Hitmen skaters as Calgary advanced to the conference final before falling to Edmonton... Re-joined Charlotte in time for Game 5 of its first-round playoff series but sat out as a healthy extra as the Checkers were eliminated... **2013-14:** Completed his first full professional season with Charlotte (AHL) and was the only member of the team to play all 76 games... Ranked fifth among Checkers in assists (23) and points (39) and tied for fourth with 16 goals, leading Checkers rookies in each category... Had his first professional multi-goal game at Rockford (10/31)... Began the season with 10 points (5g, 5a) in his first 10 games, including three multi-point outings... Scored his eighth goal of the season and had a career-high eight shots vs. Oklahoma City (1/24)... Scored the game-winning goal and added an assist vs. Grand Rapids (4/10)... Ended his season with a power-play goal at Rockford (4/19), giving him 10 points (5g, 5a) in his last 10 games... **2014-15:** Ranked fourth on the team in points (33), tied for third in assists (22) and tied for fifth in goals (11) in 80 games played during his rookie NHL season... Ranked 10th among NHL rookies with 33 points... Ranked fifth on the team and fifth among NHL rookies with 172 shots on goal... Was third among Carolina forwards in ice time per game (16:20)... Made his NHL debut in the season opener vs. NYI (10/10)... Recorded his first NHL point with a goal vs. LA (11/2)... Earned his first multi-point game with a goal and an assist vs. CBJ (11/7)... Registered his first NHL point streak with an assist in the following game at WSH (11/8)... Earned his first multi-assist game with two helpers vs. PIT (11/29)... Scored his first NHL game-winning goal vs. NSH (12/2)... Had a career-high three points (1g, 2a) vs. DAL (3/12)... Earned an assist vs. PIT (3/26), becoming the sixth rookie since the team's relocation in 1997 to top the 30-point mark.



JEFF SKINNER 53



Left Wing • Shoots Left

Acquired: 2010 NHL Entry Draft

5'11" • 200 lbs.

2015-16 Team: Carolina

5/16/92 • Markham, Ont.

Drafted: Carolina 2010 (1-7-1)

HIGHLIGHTS

NHL FIRSTS:

Game: 10/7/10; 4-3 W at MIN in Helsinki, Finland

Point: 10/8/10; 2-1 SO W vs. MIN in Helsinki, Finland (assist)

Goal: 10/20/10; 4-3 L at LA (Bernier)

Shootout Stats: 30 attempts, 6 goals (20.0%),
3 game-deciding goals

NHL HIGHS:

Goals: 3-4x (Last: 12/15/15; 4-3 OTL at PHI)

Assists: 3-2x (Last: 2/4/13; 4-1 W at TOR)

Points: 3-15x (Last: 12/15/15; 4-3 OTL at PHI)

Penalty Min: 14 (3/22/16; 3-2 L vs. BUF)

Goal Streak: 4 games-2x (Last: 3/25/14-3/31/14: 4g)

Assist Streak: 4 games (1/24/16-2/5/16: 4a)

Point Streak: 6 games-3x (Last: 3/22/14-4/1/14: 4g, 3a)

CAREER STATS

YEAR	TEAM	LEAGUE	REGULAR SEASON					PLAYOFFS				
			GP	G	A	TP	PIM	GP	G	A	TP	PIM
2007-08	Toronto Nats	GTHL	56	65	44	109	163	—	—	—	—	—
2008-09	Kitchener	OHL	63	27	24	51	34	—	—	—	—	—
2009-10 (a)	Kitchener	OHL	64	50	40	90	72	20	20	13	33	14
2010-11 (b)	Carolina	NHL	82	31	32	63	46	—	—	—	—	—
2011-12	Carolina	NHL	64	20	24	44	56	—	—	—	—	—
2012-13	Carolina	NHL	42	13	11	24	26	—	—	—	—	—
2013-14	Carolina	NHL	71	33	21	54	22	—	—	—	—	—
2014-15	Carolina	NHL	77	18	13	31	18	—	—	—	—	—
2015-16	Carolina	NHL	82	28	23	51	38	—	—	—	—	—

Hurricanes/NHL Totals (6 Seasons)

418 143 124 267 206 — — — — —

(a) June 25, 2010—Selected by the Carolina Hurricanes in the 2010 NHL Entry Draft. First Hurricanes pick, seventh overall, first round.

(b) Sept. 21, 2010—Signed by the Carolina Hurricanes to a three-year, entry-level contract.


VS. NHL

CLUB	GP	G	A	PTS	PIM
ANA	8	4	1	5	4
ARI	7	2	1	3	2
BOS	18	3	4	7	6
BUF	18	8	3	11	24
CGY	8	2	4	6	2
CAR	0	0	0	0	0
CHI	8	2	3	5	2
COL	6	2	2	4	0
CBJ	15	6	3	9	2
DAL	9	2	1	3	4
DET	11	1	3	4	8
EDM	8	7	3	10	0
FLA	24	5	9	14	14
LA	8	5	1	6	2
MIN	7	1	2	3	0
MTL	19	8	5	13	10
NSH	9	5	6	11	2
NJ	23	10	4	14	20
NYI	18	7	6	13	14
NYR	22	8	8	16	8
OTT	19	6	4	10	8
PHI	21	10	6	16	6
PIT	22	3	6	9	10
STL	8	5	3	8	2
SJ	8	3	1	4	0
TB	22	10	5	15	22
TOR	18	4	9	13	10
VAN	7	0	1	1	2
WSH	29	10	11	21	12
WPG	18	4	9	13	10

PERSONAL

Jeff is single and spends his summers in Toronto... He is the second-youngest of six hockey-playing siblings, including five siblings who played college hockey: Andrea (Cornell), Jennifer (Harvard), Erica (Carleton), Ben (Wilfrid Laurier) and Jillian (Mercyhurst)... Jeff was also a competitive figure skater growing up, winning a bronze medal at the 2004 Skate Canada Junior Nationals... He began playing hockey when he was 3 years old, and his first team was in the Markham house league... He cites his family as the biggest influence on his career, and his favorite player growing up was Mats Sundin... Jeff is a supporter of Toronto Sick Kids Hospital and various charities and fundraiser events... His favorite television show is Game of Thrones, his favorite movie is 300... He enjoys reading biographies... Jeff is a country music fan, and his first job was as a newspaper carrier...

His favorite meal is sushi and favorite website is YouTube.com... He enjoys watching football and is also a fan of Roger Federer and the Toronto Blue Jays... Jeff's Twitter username is @JeffSkinner... The person, past or present, that he would most like to meet is Terry Fox... His favorite former teammate is Gabriel Landeskog... Jeff wore 23 as a kid, but switched to 53 at the suggestion of his mom and brother when another player already had 23 in Kitchener... His favorite road city is New York and favorite road arena is Air Canada Centre... His most memorable hockey moments were being drafted by the Hurricanes and scoring his first NHL goal, both of which happened at Staples Center in Los Angeles... His favorite thing about playing in the NHL is playing with guys he grew up watching.



2015-16 SEASON

Completed his sixth NHL season with the Hurricanes... Led all Hurricanes skaters in points (51), goals (28) and assists (23)... Ranked first on the team in game-winning goals (7), multi-goal games (5) and multi-point games (11)... Was one of three Hurricanes skaters to play in all 82 regular-season games... Recorded 77 takeaways to rank first on the team and second among all NHL skaters... Named the winner of the Josef Vasicek Award by the Carolina Professional Hockey Writers Association for outstanding cooperation with local media... Netted Carolina's lone goal, his first of the season, at WSH (10/17)... Forced overtime with a goal at 19:56 of the third period of a 3-2 victory vs. OTT (11/7)... Netted two goals, including the game-winner, vs. MTL (12/5)... Scored three goals for his third career hat trick at ANA (12/11)... Recorded his second hat trick of the season two games later at PHI (12/15)... Posted a season-high eight shots on goal at TOR (1/21)... Netted a goal

and added an assist vs. CHI (1/26)... Had a season-long, five-game point streak from 1/24-2/7 (2g, 4a)... Scored two goals vs. SJ (2/19)... Played 400th NHL/Hurricanes game vs. STL (2/28)... Tallied two goals, including the game-tying goal with two seconds left in regulation in a 4-3 shootout win vs. OTT (3/8)... Netted a goal, added an assist and had a team-high six shots on goal vs. NYR (3/31)... Tallied one goal and registered a team-high four shots on goal vs. CBJ (4/2)... **Longest goal streak:** 2 games (12/8-12/11: 4g, 0a; 1/12-1/14: 2g, 1a; 3/5-3/8: 3g, 1a; 3/31-4/2: 2g, 1a)... **Longest assist streak:** 4 games (1/24-2/5: 1g, 4a)... **Longest point streak:** 5 games (1/24-2/7: 2g, 4a)... **Multi-goal games:** 5 (last: 3/8 vs. OTT: 2g, 0a)... **Multi-assist games:** 1 (12/27 at CHI: 0g, 2a)... **Multi-point games:** 11 (last: 3/31 vs. NYR: 1g, 1a).

CAREER

Is in his seventh NHL season with the Hurricanes... Signed a six-year contract extension with Carolina on 8/8/12, which goes through the 2018-19 season... Drafted seventh overall by the Hurricanes in the 2010 NHL Entry Draft... Represented Canada at the 2011 IIHF World Championship in Slovakia, where he ranked third on the team in scoring with six points (3g, 3a) despite being the youngest player in the tournament... Notched three goals and two assists (5 points) for Canada at the 2012 IIHF World Championship... Earned four points (2g, 2a) for Canada at the 2013 IIHF World Championship... Also represented Canada at the 2009 U-18 Ivan Hlinka Memorial Tournament, leading the tournament with six goals, including two in the gold medal game against Russia... Played for the gold-medal-winning Team Ontario at the 2009 World Under-17 Challenge, scoring the game-winning goal against Russia in the championship final... **2007-08:** Totaled 109 points (65g, 44a) in 56 games for the Toronto Young Nats, prior to beginning his major junior career... **2008-09:** Notched 27 goals and 24 assists (51 points) in 63 games as a 16-year-old for Kitchener... Ranked fourth among OHL rookies in goals and 10th among rookies in points... Led Kitchener in goals and was third among Rangers skaters in points... **2009-10:** Ranked second in the OHL in goals (50) and tied for seventh in the league in scoring (90 points) in his second OHL season... Was tied for second in the league in power-play goals (21) and fourth in the OHL in game-winning goals (9)... Was the only Canadian Hockey League (QMJHL, OHL, WHL) player in his draft class to score 50 regular-season goals, and was the first Kitchener Ranger to score 50 goals in 23 years... Played for Team OHL at the Subway Super Series, netting a pair of goals against Russia and earning Player of the Game honors... Was named MVP of Team Orr at the 2010 Top Prospects Game after tallying a goal and an assist, and was crowned the winner of the creative breakout skills competition... Also skated in the 2010 OHL All-Star Game, netting a goal... Earned a season-high, nine-game point streak from 2/5-2/25 (8g, 8a)... Had 15 multi-goal efforts, including two hat tricks (10/30 vs. Erie, 2/20 at Owen Sound)... Notched two four-point games: 12/18 vs. Guelph (2g, 2a) and 1/23 vs. Erie (1g, 3a)... Netted the game-winner with 11 seconds remaining in

the season finale vs. Owen Sound (3/12) for his 50th goal of the season... Ranked second among league skaters in points (33) and tied for first in goals (20) during the 2010 OHL playoffs, helping Kitchener advance to the Western Conference Final before falling to eventual Memorial Cup champion Windsor in seven games... Was also first among league skaters in playoff power-play goals... Earned his first career playoff hat trick with three goals in Game 4 vs. London (4/7)... Was held off the score sheet in just three of Kitchener's 20 postseason contests... Completed his junior hockey career with 141 points (77g, 64a) and 106 penalty minutes in 127 regular-season games and 33 points (20g, 13a) in 20 career OHL playoff games... **2010-11:** Completed his first NHL season with the Hurricanes... Won the Calder Trophy as the NHL's top rookie, becoming the first player in franchise history and the youngest player in NHL history to win the award... Was also voted by his peers as the Sporting News Rookie of the Year... Ranked first among NHL rookies in points (63), second in assists (32) and third in goals (31)... Was tied for second among rookies in power-play assists (12) and power-play points (18)... Led all NHL skaters in penalties drawn (45)... Was the youngest player to spend the entire season in the NHL... Led Carolina in third-period goals (13)... Carolina was 20-4-2 when he scored a goal... Had 14 multi-point games... Earned an assist for Team Staal in the 2011 NHL All-Star Game at the RBC Center (1/30), as he became the youngest All-Star in NHL history (18 years, 259 days), breaking the record set by Steve Yzerman (18 years, 267 days) in 1984... Made his NHL debut against MIN (10/7) in the first game of the 2010 NHL Premiere in Helsinki... Became the third-youngest player in NHL history to score in the shootout when he tallied the game-winner against Niklas Backstrom (10/8)... Only younger shootout scorers were Sam Gagner (18 years, 76 days) and Sidney Crosby (18 years, 95 days)... Was the 13th player in NHL history to score in the shootout before netting a regulation NHL goal... Earned his first NHL point with an assist on Tuomo Ruutu's goal, and scored the game-winning goal in the shootout vs. MIN (10/8)... With his assist, became the youngest player in franchise history to earn a point (18 years, 145 days), breaking the mark set by Paul Lawless (18 years, 172 days)... Took his first NHL

CAREER CONTINUED

penalty (interference) at OTT (10/14)... Beat Jonathan Bernier for his first NHL goal at 14:39 of the second period at LA (10/20)... At 18 years, 157 days old, he became the youngest player in franchise history to score a goal, breaking the mark held by Paul Lawless (18 years, 181 days)... Was just the second 18-year-old to score a goal in a Hurricanes sweater (Eric Staal, 10/23/03)... Had his first NHL multi-goal and multi-point game with two goals and the primary assist on Erik Cole's game-winner at NYR (10/29)... Earned his first career multi-assist game and netted his sixth goal of the season vs. EDM (11/9)... Was named NHL Rookie of the Month for January, after tallying 14 points (9g, 5a) and a plus-6 rating in 14 games... Scored his 30th goal of the season vs. DET (4/6), becoming the youngest player in franchise history and the seventh-youngest player in NHL history to reach 30 goals (18 years, 325 days)... **2011-12:** Was second among Carolina skaters in goals (20) and third in points (44), skating in 64 games... Was third on the team in power-play assists (9) and power-play points (13) and fourth on the team in power-play goals (4)... Led Hurricanes forwards in penalty minutes (56)... Earned a career-high three assists at WSH (10/8)... Tied his career high with three points (1g, 2a) at WPG (10/22)... Skated in his 100th career NHL game, vs. PHI (11/14)... Was scratched at WPG (12/9) due to a concussion, marking his first missed NHL game... Returned to the lineup at WSH (1/15) after missing 16 games... Earned his 100th career NHL point with an assist at BUF (3/7)... Scored two goals, including the game-winner, and had a career-high 12 penalty minutes at TB (3/10)... Scored his 20th goal of the season vs. STL (3/15)... Was suspended by the NHL on 3/16 for two games for kicking STL's Scott Nichol... **2012-13:** Ranked tied for third on the team in goals (13) and was fourth on the team in points (24)... Led the Hurricanes and was 11th in the NHL in shots (159)... Scored goals in four consecutive games from 1/22-1/28 (5g, 0a)... Matched his career-highs for points and assists in a game with three assists at TOR (2/4)... Games missed due to injury: 6 (concussion: 2/18-2/26; upper-body: 4/18)... **2013-14:** Led the team in goals (33), power-play goals (11), game-winning goals (6) and shots (274), all career highs... Ranked tied for eighth in the NHL in power-play goals, ninth in shots, tied for 11th in goals and tied for 15th in game-winning goals... Led the team in multi-goal games (6) and multi-point games (13)... Ranked second on the team in points (54) and fifth in assists (21)... Played in his 200th NHL/Hurricanes game at BOS (11/23)... Recorded his first NHL hat trick (3g, 0a) and became the first Hurricanes skater to tally a hat trick on the road since Eric Staal on Jan. 21, 2010 at NSH (12/5)... Named the NHL's First Star for the week ending Dec. 8 after scoring five goals and earning an assist in three

Carolina victories... Earned three points (2g, 1a) vs. MTL (12/31) and became the first member of the Carolina franchise to score two power-play goals in 37 seconds or less since Pat Verbeek on Nov. 24, 1990, with Hartford... Tallied 12 goals in December, the most in any month in his career and tied for the most in the NHL with Patrick Sharp (CHI)... Recorded his second hat trick in 13 games at WSH (1/2), becoming the third player in Carolina franchise history to score three or more goals, including the overtime game-winner, in one game... Named the NHL's First Star for the week ending Jan. 5 after earning nine points (6g, 3a) in four Hurricanes victories... Extended his point streak to a career-high six games (12/29-1/9: 7g, 5a) vs. TOR (1/9)... Became the first player to score 17 goals in a 17-game span (12/3-1/9) for the franchise since Mike Rogers in 1980-81... Recorded 24 points (17g, 7a) and eight multi-point games in 17 contests (12/3-1/9)... Posted 11 points (7g, 4a), four multi-point games and three game-winning goals in a five-game span (12/31-1/9)... Scored four game-winning goals in January, matching the most in a calendar month in franchise history... Became the youngest player in franchise history to score on a penalty shot, beating Henrik Lundqvist vs. NYR (3/7)... Set a franchise record with 13 shots on goal vs. BUF (3/13), the most by any NHL player in a game since Dec. 28, 2010... Stretched his goal streak to a season-high and career-high-tying four games (3/25-3/31: 4g, 0a) at OTT (3/31)... Scored his 30th goal of the season at OTT (3/31), becoming the first player in Hurricanes history (since relocation) to register at least two 30-goal seasons before turning 22 years old... Netted two goals, pushing his season total to a career-high 33 at PHI (4/13)... Games missed due to injury: 11... **2014-15:** Ranked fifth on the team in points (31), second in goals (18) and tied for third in power-play goals (4) in 77 games played... Ranked second on the team and 14th in the NHL with 62 takeaways... Suffered a concussion on a hit by Capitals' defenseman Matt Niskanen during a preseason game at WSH (10/5), and missed the first four games of the regular season (10/10-10/16)... Scored his 100th NHL/Hurricanes goal vs. CGY and added an assist for his first multi-point game of the season (11/10)... Became the fourth-youngest player in franchise history to reach 100 goals (Sylvain Turgeon, Ron Francis and Geoff Sanderson)... Earned his 200th NHL/Hurricanes point at MTL (12/16)... Became the fourth-youngest player in franchise history to reach 200 points (Ron Francis, Sylvain Turgeon and Eric Staal)... Recorded his 100th NHL/Hurricanes assist vs. OTT (3/17)... Games missed due to injury: 5 (Concussion: 10/10-10/16, 1/2).

JEFF SKINNER HIGHLIGHTS

NHL All-Star: Played for Team Staal at the 2011 NHL All-Star Game in Raleigh, breaking Steve Yzerman's record to become the youngest All-Star in NHL history.

Calder Trophy: Captured the Calder Trophy as the NHL's top rookie in 2010-11 after totaling 63 points (31g, 32a) in 82 games. Was the youngest player in league history to win the award.

30 Goals: Reached 30 goals in a season for the second time in career in 2013-14, becoming the first player in Hurricanes history to have two 30-goal seasons before turning 22 years old.

Youngest in franchise history to...

- **Earn an assist** (10/8/10; 18 years, 145 days)
- **Score a goal** (10/20/10; 18 years, 157 days)
- **Play in the All-Star Game***: (1/30/11; 18 years, 259 days)
- **Score 30 goals**: (4/6/11; 18 years, 325 days)
- **Win the Calder Trophy**
- **Score on a penalty shot**: (3/7/14; 21 years, 300 days)





JACCOB SLAVIN 74



Defenseman • Shoots Left

Acquired: 2012 NHL Entry Draft

6'2" • 205 lbs.

2015-16 Teams: Carolina (NHL), Charlotte (AHL)

5/1/94 • Erie, CO

Drafted: Carolina 2012 (6-120-4)

HIGHLIGHTS

NHL FIRSTS:

Game: 11/20/15; 2-1 SOL vs. TOR
Point: 11/30/15; 4-3 L at NYR (assist)
Goal: 12/8/15; 6-5 L at DAL (Lehtonen)
Shootout Stats: 2 attempts, 1 goal (50.0%),
1 game-deciding goal

NHL HIGHS:

Goals: 1-2x (Last: 4/5/16; 2-1 W at BOS)
Assists: 2 (3/1/16; 3-1 W at NJ)
Points: 2 (3/1/16; 3-1 W at NJ)
Penalty Min: 2-4x (4/2/16; 5-1 L vs. CBJ)
Goal Streak: None
Assist Streak: 3 games (3/24/16-3/27/16: 3a)
Point Streak: 3 games (3/24/16-3/27/16: 0g, 3a)

CAREER STATS

YEAR	TEAM	LEAGUE	REGULAR SEASON					PLAYOFFS				
			GP	G	A	TP	PIM	GP	G	A	TP	PIM
2010-11	Chicago	USHL	17	1	0	1	10	-	-	-	-	-
2011-12 (a)	Chicago	USHL	60	3	27	30	12	-	-	-	-	-
2012-13	Chicago	USHL	62	5	28	33	6	-	-	-	-	-
2013-14	Colorado College	NCHC	32	5	20	25	11	-	-	-	-	-
2014-15	Colorado College	NCHC	34	5	12	17	2	-	-	-	-	-
2015-16	Carolina	NHL	63	2	18	20	8	-	-	-	-	-
	Charlotte	AHL	14	0	7	7	0	-	-	-	-	-
Hurricanes/NHL Totals (1 Season)			63	2	18	20	8	-	-	-	-	-

(a) June 23, 2012—Selected by the Carolina Hurricanes in the 2012 NHL Draft. Sixth Hurricanes pick, 120th overall, fourth round.
(b) July 1, 2015—Signed a three-year, entry-level contract with the Carolina Hurricanes.

VS. NHL

CLUB	GP	G	A	PTS	PIM
ANA	1	0	0	0	0
ARI	2	0	1	1	0
BOS	3	1	0	1	0
BUF	3	0	0	0	2
CGY	2	0	0	0	0
CAR	0	0	0	0	0
CHI	2	0	1	1	0
COL	0	0	0	0	0
CBJ	4	0	4	4	4
DAL	1	1	0	1	0
DET	0	0	0	0	0
EDM	2	0	0	0	0
FLA	2	0	0	0	0
LA	1	0	0	0	0
MIN	1	0	0	0	0
MTL	3	0	0	0	0
NSH	1	0	0	0	0
NJ	4	0	3	3	0
NYI	3	0	2	2	0
NYR	3	0	1	1	0
OTT	2	0	0	0	0
PHI	3	0	1	1	0
PIT	5	0	0	0	0
STL	2	0	1	1	0
SJ	1	0	1	1	0
TB	2	0	1	1	0
TOR	3	0	0	0	0
VAN	2	0	1	1	2
WSH	3	0	0	0	0
WPG	2	0	1	1	0

PERSONAL

Jacob and his wife, Kylie, were married in the summer of 2015... They split their summers between Raleigh and Colorado and have a goldendoodle named Simba... He started skating when he was 2 and his first youth team was the Hyland Hills Jaguars... The biggest influence on his career has been his dad and the best advice he's been given is "All glory to God"... Jacob's favorite team growing up was the Buffalo Sabres and his favorite player was Nicklas Lidstrom... His favorite movie is Miracle, favorite television show is White Collar, favorite app is Snapchat and favorite book is Hunger Games... He enjoys family time and golf when he's away from the rink... Jacob's favorite actor is Will Smith, favorite

musical artist is Lecrae, and favorite vacation spots are Mexico and Whistler, B.C... His first job was working as a baseball umpire... His favorite website is Netflix and favorite meal is steak and potatoes... Jacob's twitter handle is @JSlavin74... His favorite sport to watch outside of hockey is golf, favorite team is the Denver Broncos and favorite non-hockey athlete is Tim Tebow... His favorite holidays are Christmas and Easter... Jacob's most-memorable hockey moment was scoring his first NHL goal... He likes playing in the NHL because it's the best league in the world... His favorite road city is New York and favorite road arena is United Center.



2015-16 SEASON

Completed his rookie season with Carolina, posting 20 points (2g, 18a) in 63 games played... Was fifth among NHL rookie defensemen in points and tied for fourth in assists... Was second among NHL rookie defensemen in time on ice per game (20:59)... Ranked third among all NHL defensemen in takeaways (54)... Ranked first among Hurricanes blueliners in plus/minus (+1), third in points (20) and tied for second in assists (18)... Appeared in 14 games for the Charlotte Checkers of the American Hockey League (AHL) prior to being recalled, totaling seven assists... Made his NHL/Hurricanes debut vs. TOR (11/20)... Earned first NHL/Hurricanes point with an assist at NYR (11/30)... Blocked a team-high four shots vs. ARI (12/6)... Beat Kari Lehtonen for his first NHL/Hurricanes goal at

DAL (12/8)... Notched one assist, blocked a team-high four shots and was (+2) vs. CBJ (1/8)... Earned one assist, blocked a team-high three shots and had two takeaways vs. CHI (1/26)... Recorded a team-high four takeaways and blocked a team-high three shots vs. WPG (2/16)... Earned a pair of assists at NJ (3/1) for his first career NHL multi-point game... Skated a season-high 29:54 of ice time at TB (3/5)... Scored the game-winning goal in the shootout vs. OTT (3/8)... Established a three-game assists streak from 3/24-3/27 (0g, 3a)... Netted one goal, blocked a team-high four shots and made two hits at BOS (4/5)... **Longest assist streak:** 3 games (3/24-3/27: 0g, 3a)... **Longest point streak:** 3 games (3/24-3/27: 0g, 3a)... **Multi-point games:** 1 (3/1 at NJ: 0g, 2a).

CAREER

Is in his second NHL season with Carolina... Selected by the Hurricanes in the fourth round, 120th overall, in the 2012 NHL Draft... Signed a three-year, entry-level contract on 7/1/15... Had 42 points (10g, 32a) in 66 career collegiate games for Colorado College (NCHC)... Represented the United States at the 2014 World Junior Championship in Sweden, totaling two points (1g, 1a) and a plus-1 rating in five games... Played for the Colorado Thunderbirds prior to beginning his USHL career... **2010-11:** Appeared in his first USHL season with the Chicago Steel, netting one goal in 17 games... Also spent time with the Colorado Thunderbirds' U-16 and U-18 squads... **2011-12:** Scored three goals and earned 27 assists (30 points), playing in all 60 regular-season games for the Chicago Steel (USHL)... Led all Steel defensemen and ranked tied for eighth among USHL blueliners in scoring (30 points)... Ranked third among Chicago skaters and fifth among USHL defensemen in assists (27)... Was third among Steel skaters in plus/minus (+6)... **2012-13:** Completed his final season in the USHL with Chicago... Led Steel defensemen and was tied for sixth among USHL defensemen in scoring with 33 points (5g, 28a)... Established USHL career highs in games played (62), goals (5), assists (28), points (33) and penalty minutes (33)... His 16 power-play points (1g, 15a) and two game-winning goals were also career highs... Completed his

USHL career with 64 points (9g, 55a) in 139 career games... **2013-14:** Named National Collegiate Hockey Conference (NCHC) Rookie of the Year after notching five goals and 20 assists (25 points) in 32 games during his freshman season at Colorado College... Also named to the NCHC All-Rookie Team and NCHC Second All-Star Team... Led all Tigers skaters in points and assists... Was tied for 16th among all NCAA defensemen in scoring... Earned an assist in his collegiate debut vs. Minnesota-Duluth (10/18)... Netted his first college goal in his second game, vs. Minnesota-Duluth (10/19)... Had his first multi-point game with a pair of assists vs. Nebraska-Omaha (12/7)... Earned his first multi-goal game with two goals at North Dakota (1/10)... Had two four-game point streaks: from 12/14-1/11 (3g, 2a) and from 2/14-2/22 (0g, 5a)... Totaled five multi-point games, including three multi-assist efforts... **2014-15:** Named to the NCHC First All-Star Team after totaling five goals and 12 assists (17 points) during his sophomore season at Colorado College... Led Tigers defensemen in assists and points and was tied for first in goals... Assisted on both Colorado College goals at Boston College (10/24)... Earned a career-high three points in consecutive games with a goal and two assists in wins at Connecticut (1/6) and vs. Omaha (1/20)... Matched his career high with two goals at Denver (2/21).



JORDAN STAAL 11



Center • Shoots Left

Acquired: 6/22/12, Trade with PIT

6'4" • 220 lbs.

2015-16 Team: Carolina

9/10/88 • Thunder Bay, Ont.

Drafted: Pittsburgh 2006 (1-2-1)

HIGHLIGHTS

NHL FIRSTS:

Game: 10/5/06; 4-0 PIT W vs. PHI
Point: 10/12/06; 6-5 PIT W at NYR (goal)
Goal: 10/12/06; 6-5 PIT W at NYR (Lundqvist)

NHL HIGHS:

Goals: 3-2x (Last: 11/11/08; 7-6 PIT OT W at DET)
Assists: 3-3x (Last: 1/9/14; 6-1 CAR W vs. TOR)
Points: 4-2x (Last: 1/9/14; 6-1 CAR W vs. TOR)
Penalty Min: 17 (11/27/09; 3-2 PIT L at NYI)
Goal Streak: 5 games (2/3/07-2/10/07: 7g)
Assist Streak: 10 games (2/25/12-3/17/12: 10a)
Point Streak: 10 games (2/25/12-3/17/12: 3g, 10a)

CAREER STATS

YEAR	TEAM	LEAGUE	REGULAR SEASON					PLAYOFFS				
			GP	G	A	TP	PIM	GP	G	A	TP	PIM
2004-05	Peterborough	OHL	66	9	19	28	29	14	5	5	10	16
2005-06 (a)	Peterborough	OHL	68	28	40	68	69	19	10	6	16	16
2006-07	Pittsburgh	NHL	81	29	13	42	24	5	3	0	3	2
2007-08	Pittsburgh	NHL	82	12	16	28	55	20	6	1	7	14
2008-09	Pittsburgh	NHL	82	22	27	49	37	24	4	5	9	8
2009-10	Pittsburgh	NHL	82	21	28	49	57	11	3	2	5	6
2010-11	Pittsburgh	NHL	42	11	19	30	24	7	1	2	3	2
2011-12	Pittsburgh	NHL	62	25	25	50	34	6	6	3	9	2
2012-13 (b)	Carolina	NHL	48	10	21	31	32	—	—	—	—	—
2013-14	Carolina	NHL	82	15	25	40	34	—	—	—	—	—
2014-15	Carolina	NHL	46	6	18	24	14	—	—	—	—	—
2015-16	Carolina	NHL	82	20	28	48	34	—	—	—	—	—
Hurricanes Totals (4 Seasons)			258	51	92	143	114	—	—	—	—	—
NHL Totals (10 Seasons)			689	171	220	391	345	73	23	13	36	34

(a) June 24, 2006—Selected by the Pittsburgh Penguins in the 2006 NHL Entry Draft. First Penguins pick, second overall, first round.
 (b) June 22, 2012—Acquired by the Carolina Hurricanes from the Pittsburgh Penguins in exchange for Brandon Sutter, Brian Dumoulin and a first-round selection in the 2012 NHL Draft (Derrick Pouliot).

VS. NHL

CLUB	GP	G	A	PTS	PIM
ANA	12	4	3	7	2
ARI	10	0	4	4	8
BOS	33	4	14	18	16
BUF	32	8	12	20	16
CGY	8	1	4	5	2
CAR	21	5	5	10	16
CHI	11	2	3	5	2
COL	11	6	6	12	2
CBJ	17	5	7	12	4
DAL	11	4	3	7	10
DET	16	4	4	8	4
EDM	10	4	5	9	4
FLA	32	6	11	17	16
LA	10	4	1	5	6
MIN	12	2	2	4	11
MTL	32	5	12	17	6
NSH	9	2	2	4	8
NJ	50	11	11	22	22
NYI	50	11	19	30	39
NYR	49	11	14	25	32
OTT	31	8	14	22	6
PHI	51	16	12	28	20
PIT	13	1	4	5	6
STL	10	1	3	4	6
SJ	11	2	5	7	6
TB	33	8	12	20	16
TOR	30	13	11	24	20
VAN	9	2	4	6	2
WSH	37	8	4	12	27
WPG	28	13	9	22	10

PERSONAL

Jordan and his wife, Heather, were married on June 22, 2012, the same day that he was traded to the Hurricanes... They have a daughter named Abigail... His brother Eric was drafted by the Hurricanes in 2003 and now plays for the Minnesota Wild and his brother Marc plays for the New York Rangers... Jordan helped to form the Staal Family Foundation, which benefits children fighting cancer and their families... He hosted families in the Staal Family Foundation suite at PNC Arena throughout the 2015-16 season... Jordan says his parents had the biggest influence on his career, and his favorite player growing up was Joe Thornton... His first youth team was the Norwest Super Squirts and his first job was working on his father's sod farm... Jordan's favorite television show is Family Guy, favorite

movie is Gladiator and favorite food is pierogies... His preferred vacation spot is "a beach" and his favorite Triangle restaurant is Nina's... Jordan enjoys watching football and is a fan of the Pittsburgh Steelers... His favorite athlete outside of hockey is Tiger Woods... His favorite website is nhl.com and favorite video game is Modern Warfare 3... The celebrity Jordan would most like to meet is Denzel Washington... His favorite holiday is Christmas... He's worn No. 11 his entire life, and chose it because it was close to the No. 12 that both his father and his brother, Eric, wear... His favorite road city is Boston, favorite road arena is Bell Centre and favorite team to play against is Philadelphia... His most memorable hockey moment was winning the Stanley Cup with the Penguins in 2009.



2015-16 SEASON

Completed his 10th NHL season and fourth with the Hurricanes... Ranked tied for second on the team in points (48) and was tied for first in assists (28)... Led Carolina and ranked tied for fourth in the NHL in overtime goals (3)... Was second on the team in power-play goals (6)... Ranked first among all Hurricanes with 165 hits and four multi-assist games... Named team MVP by the Carolina chapter of the Professional Hockey Writers Association... Was first on the team and fourth in the NHL in faceoff win percentage (57.8%)... Was one of three Hurricanes to appear in all 82 games... Had his first points of the season with assists on the game-tying and game-winning goals at NYI (10/29)... Scored his first goal of the season and registered six shots on goal vs. TB (11/1)... Earned his 100th

Hurricanes point (assist) vs. OTT (11/7)... Scored a goal and added an assist vs. EDM (11/25)... Played his 200th Hurricanes game at NYR (11/30)... Earned his 200th NHL assist vs. WSH (12/31)... Had a Hurricanes-career-long, six-game point streak from 2/13-2/23 (4g, 4a)... Tallied one goal and one assist and registered a team-high six shots on goal at FLA (4/9)... **Longest goal streak:** 3 games (11/1-11/7: 3g, 1a; 1/6-1/9: 3g, 3a; 2/16-2/19: 3g, 1a)... **Longest assist streak:** 3 games (1/6-1/9: 3g, 3a)... **Longest point streak:** 6 games (2/13-2/23: 4g, 4a)... **Multi-assist games:** 4 (last: 2/13 vs. NYI: 0g, 2a)... **Multi-point games:** 11 (last: 4/9 at FLA: 1g, 1a).

CAREER

Is in his 11th NHL season and fifth with the Hurricanes... Acquired by the Hurricanes from Pittsburgh on 6/22/12 in exchange for Brandon Sutter, Brian Dumoulin and a first-round pick in the 2012 NHL Draft (Derrick Pouliot)... Signed a 10-year contract extension with the Hurricanes on 7/1/12, which goes through 2022-23... Selected by the Penguins with the second overall pick in the 2006 NHL Entry Draft... Nominated for the Calder Trophy (rookie of the year) in 2006 and the Selke Trophy (best defensive forward) in 2010... Played in a Penguins-franchise-record 358 consecutive games including playoffs (328, Ron Schock) from 12/7/06-4/30/10... His 302-game, regular-season, games-played streak ranks second in Penguins history (313, Schock)... Represented Canada at the 2007 IIHF World Championships along with his brother, Eric, earning a pair of assists and winning a gold medal... Earned three points (1g, 2a) and was (+5) in eight games at the 2013 IIHF World Championship for Canada... Was invited to Canada's orientation camps for the 2010 Olympic Games and the 2014 Olympic Games... **2004-05:** Completed his first season with Peterborough of the Ontario Hockey League (OHL), the same team his brother, Eric, played for in junior hockey... Earned 28 points (9g, 19a) in 66 regular-season games as a 16-year-old for the Petes... Was third on the team in playoff goals with six, totaling 10 points in 14 postseason contests... **2005-06:** Scored 68 points (28g, 40a) in 68 games for Peterborough... Tied for eighth in the OHL in game-winning goals (7)... Selected to play in the 2006 OHL All-Star Game, earning a pair of assists in the contest... Was second among Petes skaters with 10 goals and totaled 16 points (10g, 6a) in 19 playoff games as Peterborough captured the OHL championship... The Petes lost just three of their 19 games en route to the title and a berth in the 2006 Memorial Cup... **2006-07:** Completed his rookie NHL season with the Penguins in his draft year, totaling 42 points (29g, 13a) in 81 games... Ranked second among league rookies in goals (29), trailing only teammate Evgeni Malkin... Established an NHL rookie record with seven shorthanded goals... Also established an NHL record for shooting percentage by a rookie (22.1%), leading all NHL players in that category... Ranked first among Penguins skaters and tied for second among NHL rookies in plus/minus (+16)... Was seventh on the team and sixth among NHL rookies in points (42)... Was a finalist for the Calder Trophy as the league's top rookie... Named to the NHL's All-

Rookie Team... Made his NHL debut vs. PHI (10/5)... Scored his first NHL goal, a shorthanded tally against Henrik Lundqvist, vs. NYR (10/12)... Scored a pair of shorthanded goals vs. CBJ (10/21) to become the youngest player in NHL history to net two shorthanded goals in a game... One of those two goals was on a penalty shot, as he also became the youngest player to score on a penalty shot... Was the first NHL player since 1982 to score his first three NHL goals shorthanded... Netted his 20th goal of the season vs. PHI (2/8), becoming the third-youngest player in NHL history to reach the 20-goal mark, trailing only Ted Lindsay and Sidney Crosby... Was plus or even in 25 consecutive games from 12/15-2/10... Became the youngest player in NHL history (18 years, 153 days) to record a hat trick when he netted three goals, including the overtime winner, vs. TOR (2/10)... Appeared in his first Stanley Cup playoffs, tying Sidney Crosby for the team lead in playoff goals with three as the Penguins dropped a five-game series to Ottawa... Notched a goal in his playoff debut in Game 1 vs. OTT (4/11), becoming the fifth-youngest player in NHL history to score a playoff goal... **2007-08:** Finished the regular-season with 28 points (12g, 16a) in 82 games, and was tied for third among Penguins skaters in game-winning goals (4)... Scored seven of his last nine goals on the road... Had a season-high three points (2g, 1a) vs. TB (1/10)... Appeared in all 20 of Pittsburgh's Stanley Cup playoff games as the Penguins won the Eastern Conference championship before falling to Detroit in the Stanley Cup Final... Was tied for third on the team in playoff goals (6)... Ranked fourth on the team in hits (45) and led Penguins forwards in shorthanded ice time per game (3:16) in the playoffs... Netted the game-winning goal in Game 2 of the conference semifinals vs. NYR (4/27)... Scored two third-period goals in Game 4 vs. PHI (5/15)... **2008-09:** Set then-career-highs in assists (27) and points (49), adding 22 goals... Led Penguins forwards and ranked second on the team in shorthanded ice time per game (3:31)... Ended the regular season on a then-career-high, six-game scoring streak (4/1-4/11: 2g, 6a)... Posted his second career hat trick and set a single-game high in points with three goals and an assist at DET (11/11), scoring all three goals in the third period, assisting on the game-winning overtime goal... Netted his 50th career goal at OTT (12/6)... Recorded his first multi-assist game with a pair of helpers vs. NYI (12/11)... At 20 years, 111 days, became the youngest player

in NHL history to play in his 200th game (Patrick Marleau – 20 years, 115 days), vs. BOS (12/30)... Earned his 100th career point with an assist vs. SJ (2/11)... Tallied his 50th career assist vs. BOS (3/11)... Totaled nine playoff points (4g, 5a) including a pair of critical goals during the Stanley Cup Final in helping the Penguins capture the 2009 Stanley Cup title... Matched against opposing teams' top forward combination, he held Philadelphia's Jeff Carter to one goal in the Penguins six-game, opening-round series against Philadelphia, and brother Eric to one goal in the Eastern Conference Final... Scored a shorthanded goal to tie Game 4 of the Stanley Cup Final vs. DET (6/4), with the Penguins trying to avoid a three-games-to-one series deficit... Netted the first goal of the game in Pittsburgh's Game 5 victory vs. DET (6/9)... **2009-10:** Matched his then-career-high with 49 points (21g, 28a), skating in all 82 games for Pittsburgh and establishing his career-high in assists (28)... It marked the third consecutive season in which he played in all 82 games... Led the Penguins with a career-best, plus-19 rating... Also led Pittsburgh in shorthanded ice time per game (3:20)... Was a finalist for the Selke Trophy as the NHL's top defensive forward... Voted by his peers as the team's Player's Player, an award given to the player that best exemplifies leadership for the team, both on and off the ice... Earned a single-game, career-high three assists at EDM (1/14)... Became the youngest player (21 years, 140 days) in NHL history to appear in 300 games, vs. OTT (1/28)... Skated in 11 Stanley Cup playoff games, totaling three goals and two assists (5 points)... Earned two assists in the series-clinching Game 6 victory at OTT (4/24)... Saw his 358-game (including playoffs) consecutive games streak end when a laceration on his foot sidelined him for two games (5/2-5/4)... Scored the last Penguins' goal ever at Mellon Arena with a tally in Game 7 vs. MTL (5/12)... **2010-11:** Totaled 11 goals and 19 assists (30 points) in a career-low 42 games... Missed the first 40 games of the season due to foot and hand injuries... Was a key part of Pittsburgh's top-ranked penalty kill (86.1%), the first time in team history that the Penguins led the NHL in that category... Was preparing to return to action from his foot injury when he suffered a fracture in his hand after being struck by a puck during practice on 11/1... Made his season debut in the NHL Winter Classic vs. WSH at Heinz Field in Pittsburgh... Had a season-high, five-game point streak from 2/10-2/20 (3g, 3a)... Played a career-high 29:04 of ice time vs. SJ (2/23)... Had three points (1g, 2a) during the Penguins' seven-game series loss to Tampa Bay in the first round of the Stanley Cup playoffs... **2011-12:** Totaled a career-high 50 points despite appearing in only 62 regular-season games for Pittsburgh... His 25 goals ranked tied for fourth among Penguins skaters and were the most since his rookie campaign in 2006-07 (29)... Ranked second among Penguins forwards in shorthanded minutes per game (2:38)... Was tied for first on the team and fourth in the NHL in shorthanded goals (3)... Was also tied for fourth in the NHL in shorthanded points (5)... Penguins penalty kill ranked in the top five for the second consecutive season (3rd, 87.8%)... Served as an alternate captain for Pittsburgh... Finished second among Penguins forwards in ice

time per game (20:03)... Won 51.0 percent of his face-offs, the first time in his career that he was over 50 percent for the season... Had 29 points (10g, 19a) in the final 28 games of the season... Recorded his 200th career NHL point at CGY (10/8)... Scored his 100th career NHL goal vs. NJ (10/22)... Played in his 400th career NHL game vs. CAR (12/27)... Had points in 13 of 14 games from 2/15-3/17 (6g, 11a), including a career-long 10-game point streak from 2/25-3/17 (3g, 10a)... Missed 20 games due to injury (10/29-11/3; 12/10; 12/16-12/16; 1/7-2/7)... Completed his sixth NHL playoff season, leading the Penguins in goals (6) and points (9) during Pittsburgh's six-game opening round loss to Philadelphia... Netted a pair of goals in Game 3 at PHI (4/15)... Recorded his first career playoff hat trick in Game 4 at PHI (4/18)... Had a goal and an assist in Game 5 vs. PHI (4/20)... **2012-13:** Completed his first season with Carolina, ranking third among Hurricanes in assists (21), fourth in points (31) and fifth in goals (10)... Led the team in hits (105)... Was one of three Hurricanes to play in all 48 games... Made his Hurricanes debut and registered a season-high nine hits at FLA (1/19)... Recorded his first Hurricanes point with an assist on Jeff Skinner's power-play goal vs. TB (1/22)... Scored his first Hurricanes goal and earned an assist at TOR (2/4)... Had assists and points in five consecutive games, all on the road, from 2/2-2/11 (1g, 5a)... **2013-14:** Was one of two Hurricanes to play in all 82 games... Ranked fourth on the team in assists (25), fifth in points (40) and sixth in goals (15)... Led the team in hits (194) for the second consecutive season... Ranked second on the team and 17th in the NHL in faceoff win percentage (54.4%)... Named the winner of the Josef Vasicek Award by the Carolina chapter of the Professional Hockey Writers' Association (PHWA) for cooperation with the local media (4/10)... Played in his 500th NHL game vs. BOS (11/18)... Earned his 300th NHL point and tied his career high with four points (1g, 3a) vs. TOR (1/9)... Played in his 100th Hurricanes game and scored the game-winning goal vs. CBJ (1/27)... Recorded multi-point performances in three consecutive regular-season games for the first time in his career (3/8-3/13: 1g, 5a)... **2014-15:** Ranked tied for sixth on the team in assists (18) and eighth in points (24) in 46 games played... Was first on the team and eighth in the NHL in faceoff win percentage (56.4%)... Ranked fourth among Carolina forwards with 85 hits... Selected by his teammates as the winner of the Steve Chiasson Award, given to the player that best exemplifies determination and dedication... Suffered a broken right fibula in a preseason game against Buffalo (9/23)... Underwent surgery on 9/26 at Raleigh Orthopaedic and missed the first 36 games of the season... Prior to missing the Hurricanes' opener vs. NYI (10/10), had played in all 130 Hurricanes games since his acquisition on 6/22/12... Made his season debut and recorded an assist at MTL (12/29)... Went 20-for-23 (87.0%) on the draw against the Oilers (3/8), marking the highest single-game faceoff-win percentage by a Hurricanes player (minimum 10 faceoffs) since Rod Brind'Amour on 1/11/07 (90.5%).

JORDAN STAAL CAREER ACHIEVEMENTS

Calder Trophy Finalist: Was a finalist for the 2007 Calder Trophy as the NHL's most-outstanding rookie, after scoring 29 goals as an 18-year-old. Teammate Evgeni Malkin won the award.

Rookie Shorthanded Goals: Set an NHL rookie record with seven shorthanded goals during his rookie season in 2006-07. Also became the youngest player in NHL history to score two shorthanded goals in a game (10/21/06) and the first player since 1982 to score his first three NHL goals shorthanded.

Youngest Hat Trick: Scored his first career hat trick vs. Toronto (2/10/07), including the game-winning goal in overtime. Was the youngest player in NHL history to record a hat trick, at 18 years, 153 days old.

Consecutive Games Streak: Set a Penguins franchise record by playing in 358 consecutive games, including playoffs, from 12/7/06 until 4/30/10, when he suffered a foot injury in a playoff game against Montreal. Had played in 164 consecutive games, including playoffs, entering the 2014-15 season.

Selke Trophy Finalist: Was a finalist for the 2010 Frank J. Selke Trophy, honoring the NHL's top defensive forward. Detroit's Pavel Datsyuk won the award.

Penalty Killing Prowess: Has been a key part of penalty-killing units throughout his career. Helped the Penguins finish first in the NHL in penalty kill percentage for the first time in franchise history in 2010-11 (86.1%). The Penguins set a franchise record at 87.8 percent in 2011-12, finishing third in the NHL. More recently, he helped Carolina finish the season fourth in the NHL in 2014-15 (84.7%) and sixth in 2015-16 (84.3%).

International Experience: Represented Canada alongside his brother, Eric, at the IIHF World Championships in 2007 and 2013.

The Brothers Staal: Jordan's youngest brother, Jared, made his NHL debut for the Hurricanes on April 25, 2013, starting the game on a line with Eric and Jordan. They marked the fourth set of brothers to play on one team in the same season in NHL history and first since the Stastny brothers in 1984-85.





VIKTOR STALBERG 25



Left Wing • Shoots Left

Acquired: 7/1/16, signed as a free agent

6'3" • 209 lbs.

2015-16 Team: NY Rangers

1/17/86 • Gothenburg, Sweden

Drafted: Toronto 2006 (5-161-6)

HIGHLIGHTS

NHL FIRSTS:

Game: 10/1/09; 4-3 TOR OTL vs. MTL
Point: 10/1/09; 4-3 TOR OTL vs. MTL (assist)
Goal: 12/18/09; 5-2 TOR L at BUF (Miller)
Shootout Stats: 7 attempts, 2 goals (28.6%),
 2 game-deciding goals

NHL HIGHS:

Goals: 3 (1/10/12; 5-2 CHI W vs. CBJ)
Assists: 3 (3/16/13; 8-1 CHI W at DAL)
Points: 3-3x (Last: 3/16/13; 8-1 CHI W at DAL)
Penalty Min: 5-2x (Last: 4/4/13; 4-3 CHI SO L vs. STL)
Goal Streak: 3 games (12/20/11-12/26/11: 4g)
Assist Streak: 4 games (3/1/13-3/6/13: 4a)
Point Streak: 5 games-2x (Last: 3/11/12-3/20/12: 2g, 4a)

CAREER STATS

YEAR	TEAM	LEAGUE	REGULAR SEASON					PLAYOFFS				
			GP	G	A	TP	PIM	GP	G	A	TP	PIM
2006-07 (a)	U. of Vermont	H-East	39	7	8	15	53	—	—	—	—	—
2007-08	U. of Vermont	H-East	39	10	13	23	34	—	—	—	—	—
2008-09	U. of Vermont	H-East	39	24	22	46	32	—	—	—	—	—
	Toronto	AHL	—	—	—	—	—	2	0	1	1	0
2009-10	Toronto	NHL	40	9	5	14	30	—	—	—	—	—
	Toronto	AHL	39	12	21	33	36	—	—	—	—	—
2010-11 (b)	Chicago	NHL	77	12	12	24	43	7	1	0	1	5
2011-12	Chicago	NHL	79	22	21	43	34	6	0	2	2	8
2012-13 (c, d)	Frolunda	Sweden	11	7	5	12	10	—	—	—	—	—
	Mytischki	KHL	14	3	7	10	4	—	—	—	—	—
	Chicago	NHL	47	9	14	23	25	19	0	3	3	6
2013-14 (e)	Nashville	NHL	70	8	10	18	32	—	—	—	—	—
2014-15	Nashville	NHL	25	2	8	10	18	6	1	2	3	0
	Milwaukee	AHL	20	11	6	17	14	—	—	—	—	—
2015-16 (f, g)	NY Rangers	NHL	75	9	11	20	22	5	0	0	0	6
NHL Totals (7 Seasons)			413	71	81	152	204	43	2	7	9	25

- (a) June 25, 2006—Selected by the Toronto Maple Leafs in the 2006 NHL Entry Draft. Fifth Maple Leafs pick, 161st overall, sixth round.
- (b) June 30, 2010—Acquired by the Chicago Blackhawks along with Chris Didomenico and Phillipe Paradis in exchange for Kris Versteeg and Bill Sweatt.
- (c) Oct. 11, 2012—Signed as a free agent by Frolunda (SHL).
- (d) Nov. 20, 2012—Signed as a free agent by Mytischki (KHL).
- (e) July 5, 2013—Signed as a free agent by the Nashville Predators.
- (f) July 1, 2015—Signed as a free agent by the New York Rangers.
- (g) July 1, 2016—Signed as a free agent by the Carolina Hurricanes.

PERSONAL

Viktor and his fiancé, Mathilda, spend their summers in Gothenburg, Sweden... He has a French bulldog named Frankie... Viktor's nicknames include Stally, Stals and Vik... His brother, Sebastian, plays for Frolunda of the Swedish Hockey League (SHL)... Viktor started playing when he was 6 years old and his first youth team was Lerums BK... His favorite players growing up were Mats Sundin and Peter Forsberg and his favorite team growing up was Detroit... His first job was working at a Bauer hockey warehouse... His favorite television show is Game of Thrones and favorite movie is American Gangster... His biggest game-day habit is his nap... Viktor's favorite vacation spots are the Amalfi Coast in Italy and Mallorca,

Spain... His Twitter username is @vstalberg... His favorite video game is FIFA, favorite food is modern Italian Asian fusion and favorite holiday is Christmas... His favorite sports to play outside of hockey are golf and Padel tennis... His favorite athlete outside of hockey is Tiger Woods... If he wasn't playing hockey, Viktor would want to work in the financial sector... His favorite road cities are Chicago, New York and Montreal... His favorite road arena is Verizon Center... He loves playing in the NHL because he gets to live his dream everyday... His favorite former teammate is Niklas Hjalmarsson.

VS. NHL

CLUB	GP	G	A	PTS	PIM
ANA	18	2	4	6	4
ARI	18	2	5	7	8
BOS	10	2	1	3	6
BUF	13	4	2	6	6
CGY	17	4	2	6	13
CAR	11	1	2	3	8
CHI	9	1	1	2	6
COL	18	1	7	8	2
CBJ	22	11	6	17	20
DAL	20	2	6	8	4
DET	19	2	4	6	8
EDM	14	1	4	5	8
FLA	11	3	1	4	4
LA	17	3	4	7	10
MIN	19	2	4	6	4
MTL	10	2	4	6	8
NSH	18	5	2	7	4
NJ	8	1	3	4	2
NYI	10	1	1	2	2
NYR	8	0	0	0	8
OTT	10	0	1	1	8
PHI	12	0	0	0	12
PIT	11	1	1	2	0
STL	20	4	6	10	7
SJ	18	5	3	8	8
TB	10	3	3	6	6
TOR	5	1	0	1	4
VAN	18	3	2	5	14
WSH	10	2	1	3	2
WPG	9	2	1	3	8



2015-16 SEASON

Completed his seventh NHL season, netting nine goals and adding 11 assists (20 points) in 75 regular-season games for the New York Rangers... Ranked fourth among Rangers forwards in hits (144)... Made his Rangers debut and registered an assist at CHI (10/7)... Earned a pair of assists vs. CBJ (10/10)... Netted his first goal for the Rangers vs. SJ (10/19)... Scored a goal and added an assist at TB (12/30)... Found the net in consecutive games vs. DAL (1/5) and vs. WSH (1/9)... Appeared in all five Rangers

postseason contests as New York was eliminated by Pittsburgh in the opening round... **Longest goal streak:** 2 games (1/5-1/9: 2g, 0a)... **Longest assist streak:** 2 games (12/12-12/15: 0g, 2a)... **Longest point streak:** 2 games (12/12-12/15: 0g, 2a; 1/5-1/9: 2g, 0a)... **Multi-assist games:** (10/10 vs. CBJ: 0g, 2a)... **Multi-point games:** (10/10 vs. CBJ: 0g, 2a; 12/30 at TB: 1g, 1a).

CAREER

Is in his eighth NHL season and first with the Hurricanes... Signed a one-year contract with Carolina on 7/1/16... Had totaled 152 points (71g, 81a) in 413 career NHL games with Toronto, Chicago, Nashville and the New York Rangers entering the 2016-17 season... Was a sixth-round selection of the Toronto Maple Leafs in the 2006 NHL Entry Draft... Appeared in 43 career playoff games entering 2016-17, totaling nine points (2g, 7a) and winning the Stanley Cup in 2013 with the Blackhawks... Represented Sweden at the 2012 IIHF World Championship, earning four points (3g, 1a) and a plus-4 rating in eight games... **2005-06:** Registered 53 points (27g, 26a) and a plus-26 rating in 41 games with Frolunda J20 of the SuperElit league in Sweden... Tied for second in the league in goals, ranked third in points and ranked ninth in assists... Recorded 11 points (6g, 5a) and a plus-eight rating in seven playoff games to help Frolunda J20 capture a silver medal... Led the league in points and tied for the league lead in goals in the playoffs... **2006-07:** Made his collegiate debut at the University of Vermont, totaling 15 points (7g, 8a) and establishing a career-high in games played (39)... Named to the Hockey East All-Academic Team... **2007-08:** Netted 10 goals and added 13 assists (23 points) in 39 games played... Named Hockey East Player of the Week three times... Selected as an honorable mention Hockey East All-Star and chosen for the Hockey East All-Academic Team for the second consecutive season... **2008-09:** Established collegiate career-highs in goals (24), assists (22), points (46), and plus/minus rating (+9)... Named a finalist for the Hobey Baker Award as the top player in collegiate hockey... Selected to the NCAA East First All-American Team, the Hockey East First All-Star Team and the New England Division 1 All-Star Team... Received the Paul Hines Award as the Most Improved Player... Ranked tied for fifth in the NCAA in goals... Turned professional after the season and joined the Toronto Marlies for the Calder Cup playoffs, recording one assist in two games... Notched his first career AHL assist/point in his AHL playoff debut on Apr. 23 vs. Manitoba... **2009-10:** Appeared in his first NHL season, notching 14 points (9g, 5a) in 40 games for the Maple Leafs... Established career-highs in average ice time (14:36), power-play assists (2) and power-play points (2)... Recorded his first career NHL assist and registered two shots on goal in 19:01 of ice time during his NHL debut vs. MTL (10/1)... Beat Ryan Miller for his first NHL goal and led all skaters with eight shots on net at BUF (12/18)... Also spent time with the Toronto Marlies, establishing AHL career highs in games played (39), goals (12), assists (21), points (33), plus/minus (+4) and shots on goal (127)... Tied for the team lead (min. 10 games played) in points per game (0.85)... **2010-11:** Completed his first full season in the NHL, totaling 24 points (12g, 12a) in 77 games... Ranked fourth among Blackhawks in game-winning goals (3)... Tallied his first career NHL game-winning goal vs. LA (10/27)... Established a single-game, career-high with three points (1g, 2a) vs. NJD (11/3)... Appeared in seven Stanley Cup playoff games for the Blackhawks, scoring one goal... Made his NHL playoff debut in Game 1 of the Western Conference Quarterfinals at VAN (4/13)... Registered his first career NHL playoff goal/point in Game 2 at VAN (4/15)... **2011-12:** Established NHL career-highs in games played (79),

goals (22), assists (21), points (43), game-winning goals (6) and shots on goal (215)... Ranked second among Blackhawks in game-winning goals and third in even-strength goals (22)... Registered the game-winning goal in two consecutive contests vs. CBJ (10/29) and vs. NSH (10/31)... Posted a career-high, five-game point streak from 11/10-11/18... Notched an assist and was a career-high (+3) at CBJ (11/10)... Registered a four-game point streak from 12/18-12/26, including a career-high, three-game goal streak from 12/20-12/26... Posted three consecutive multi-point games from 12/20-12/26... Tallied two points (1g, 1a) and had a career-high nine shots on goal at PIT (12/20)... Recorded two goals, including the game-winning goal, vs. CBJ (12/26)... Registered his first NHL hat trick, including the game-winning goal, vs. CBJ (1/10)... Tallied a point in 10 of his final 13 regular season games, recording 11 points (6g, 5a) over that span... Matched his career-high with a five-game point streak from 3/11-3/20... Notched his 20th goal of the season at NSH (3/31)... Registered two assists in six playoff games as Chicago fell to Phoenix in the opening round... Recorded his first career NHL playoff assist with the primary assist on the game-winning goal in overtime in Game 2 at PHX (4/14)... **2012-13:** Skated in 11 games with Frolunda of the Swedish Hockey League (SHL) during the NHL work stoppage, totaling 12 points (7g, 5a) and a plus-5 rating... Also appeared in 14 games with Atlant Moscow in the Kontinental Hockey League (KHL), earning 10 points (3g, 7a)... Played 47 of 48 regular-season games for Chicago, establishing a career-high in plus/minus rating (+16)... Ranked fourth among Blackhawks in shots on goal (113), tied for fourth in even-strength goals (nine) and tied for fifth in goals (9), assists (14) and plus/minus rating... Chicago posted an 18-0-1 record when he tallied a point, including an 8-0-1 record when he scored a goal... Skated in his 200th career NHL game at DAL (1/24)... Posted a career-high, four-game assist streak from 3/1-3/6... Tied a career-high with a (+3) vs. CBJ (3/1)... Established a single-game career-high with three assists and matched his career high with a (+3) at DAL (3/16)... Skated in his 200th game with the Blackhawks vs. PHX (4/20)... Recorded three assists in 19 playoff games to help the Blackhawks capture the Stanley Cup... Established playoff career-highs in games played, assists, and points (3)... Chicago posted a 3-0 record when he notched an assist/point in the playoffs... Tallied a primary assist on the game-winning goal in overtime in Game 1 of the Western Conference Quarterfinals vs. MIN (4/30)... **2013-14:** Notched 18 points (8g, 10a) in 70 games with Nashville... Tallied two points (1g, 1a), including an assist on the game-winning goal at COL (11/6)... Scored the game-winning goal and added an assist vs. SJ (12/14)... Skated in his 300th career NHL game vs. STL (3/15)... **2014-15:** Split the season between Nashville (NHL) and Norfolk (AHL), totaling 10 points (2g, 8a) in 25 NHL games... Earned 17 points (11g, 6a) in 20 games with Norfolk, including hat tricks at Rockford (2/7) and vs. Grand Rapids (3/6)... Nashville posted a 6-1-2 record when he registered a point... Notched two primary assists, including one on the game-winning goal vs. CAR (1/6)... Netted the game-winning goal at LA (3/14)... Appeared in six playoff games for Nashville, matching his playoff career-high in points (3).



LEE STEMPNIAK 21



Right Wing • Shoots Right

Acquired: 7/1/16, signed as a free agent

5'11" • 195 lbs.

2015-16 Teams: New Jersey/Boston

2/4/83 • West Seneca, NY

Drafted: St. Louis 2003 (7-148-5)

HIGHLIGHTS

NHL FIRSTS:

Game: 10/6/05; 4-3 STL L vs. DET

Point: 11/2/05; 6-5 STL OTL vs. CHI (assist)

Goal: 11/4/05; 7-2 STL L vs. EDM (Markkanen)

Shootout Stats: 46 attempts, 14 goals (30.4%),
6 game-deciding goals

NHL HIGHS:

Goals: 3-2x (Last: 1/21/12; 6-2 CGY W at EDM)

Assists: 3-4x (Last: 1/28/14; 5-4 CGY W vs. CHI)

Points: 4-2x (Last: 1/21/12; 6-2 CGY W at EDM)

Penalty Min: 7 (2/25/11; 5-3 PHX L at CBJ)

Goal Streak: 3 games-8x (Last: 1/19/16-1/23/16: 4g)

Assist Streak: 5 games-2x (Last: 3/13/13-3/22/13: 6a)

Point Streak: 9 games (3/2/10-3/20/10: 9g, 3a)

CAREER STATS

YEAR	TEAM	LEAGUE	REGULAR SEASON					PLAYOFFS				
			GP	G	A	TP	PIM	GP	G	A	TP	PIM
2001-02	Dartmouth	ECAC	32	12	9	21	8	—	—	—	—	—
2002-03 (a)	Dartmouth	ECAC	34	21	28	49	32	—	—	—	—	—
2003-04	Dartmouth	ECAC	34	16	22	38	42	—	—	—	—	—
2004-05	Dartmouth	ECAC	35	14	29	43	34	—	—	—	—	—
2005-06	St. Louis	NHL	57	14	13	27	22	—	—	—	—	—
	Peoria	AHL	26	8	7	15	32	3	0	3	3	2
2006-07	St. Louis	NHL	82	27	25	52	33	—	—	—	—	—
2007-08	St. Louis	NHL	80	13	25	38	40	—	—	—	—	—
2008-09 (b)	St. Louis	NHL	14	3	10	13	2	—	—	—	—	—
	Toronto	NHL	61	11	20	31	31	—	—	—	—	—
2009-10 (c)	Toronto	NHL	62	14	16	30	18	—	—	—	—	—
	Phoenix	NHL	18	14	4	18	8	7	0	2	2	0
2010-11	Phoenix	NHL	82	19	19	38	19	4	0	0	0	0
2011-12 (d)	Calgary	NHL	61	14	14	28	16	—	—	—	—	—
2012-13	Calgary	NHL	47	9	23	32	12	—	—	—	—	—
2013-14 (e)	Calgary	NHL	52	8	15	23	28	—	—	—	—	—
	Pittsburgh	NHL	21	4	7	11	4	13	2	1	3	6
2014-15 (f, g)	NY Rangers	NHL	53	9	9	18	18	—	—	—	—	—
	Winnipeg	NHL	18	6	4	10	2	4	1	0	1	0
2015-16 (h, i, j)	New Jersey	NHL	63	16	25	41	34	—	—	—	—	—
	Boston	NHL	19	3	7	10	4	—	—	—	—	—

NHL Totals (11 Seasons) **790** **184** **236** **420** **291** **28** **3** **3** **6** **6**

- (a) June 22, 2003—Selected by the St. Louis Blues in the 2003 NHL Entry Draft. Seventh Blues pick, 148th overall, fifth round.
- (b) Nov. 24, 2008—Acquired by the Toronto Maple Leafs from St. Louis in exchange for Alexander Steen and Carlo Colaiacovo.
- (c) March 3, 2010—Acquired by the Phoenix Coyotes from Toronto in exchange for Matt Jones and fourth and seventh round selections in the 2010 NHL Entry Draft.
- (d) Aug. 29, 2011—Acquired by the Calgary Flames from Phoenix in exchange for Daymond Langkow.
- (e) March 5, 2014—Acquired by the Pittsburgh Penguins from Calgary in exchange for a third-round pick in the 2014 NHL Draft.
- (f) July 19, 2014—Signed by the New York Rangers as a free agent.
- (g) March 1, 2015—Acquired by the Winnipeg Jets from the Rangers in exchange for Carl Klingberg.
- (h) Oct. 3, 2016—Signed by the New Jersey Devils as a free agent.
- (i) Feb. 29, 2016—Acquired by the Boston Bruins in exchange for a fourth-round pick in the 2016 NHL Draft and a second-round pick in the 2017 NHL Draft.
- (j) July 1, 2016—Signed as a free agent by the Carolina Hurricanes.

VS. NHL

CLUB	GP	G	A	PTS	PIM
ANA	30	9	14	23	8
ARI	24	6	5	11	12
BOS	17	3	4	7	6
BUF	21	3	5	8	16
CGY	26	10	9	19	16
CAR	20	6	6	12	0
CHI	44	16	17	33	18
COL	37	9	15	24	8
CBJ	45	7	17	24	19
DAL	30	6	16	22	11
DET	44	11	7	18	14
EDM	35	15	14	29	21
FLA	20	4	2	6	2
LA	33	10	10	20	12
MIN	34	5	8	13	18
MTL	20	2	6	8	6
NSH	40	8	11	19	17
NJ	13	2	4	6	4
NYI	20	3	6	9	9
NYR	15	5	4	9	8
OTT	21	4	5	9	10
PHI	21	5	2	7	12
PIT	20	3	6	9	4
STL	22	3	2	5	8
SJ	37	5	5	10	10
TB	19	3	5	8	2
TOR	10	2	2	4	2
VAN	38	9	15	24	4
WSH	19	4	8	12	8
WPG	15	6	6	12	6



PERSONAL

Lee and his wife, Lindsay, have three kids: Reese (2), Lucy (2) and Brooks (infant)... They have a black lab named Boone and spend their summers in Boston... Lee started playing hockey at the age of 4 and his first youth team was the West Seneca Wings... His parents were the biggest influence on his career... His favorite team growing up was Buffalo and favorite player was Steve Yzerman... The best advice he's heard is a William Shakespeare quote: "There are three people in your life – who people think you are, who you think you are and who you really are"... Lee's favorite television show is Seinfeld, favorite movie is Forrester Gump and favorite actor is Kevin Spacey... His favorite musical artist is Bruce Springsteen and favorite book is "Into Thin Air" by John Krakauer... His first job

was at a pool store called Pools Unlimited... Lee's favorite things to do away from the rink are hanging out with his family and dog and reading... His favorite vacation spot is Nantucket... He enjoys playing golf and watching football, and the Bills are his favorite NFL team... His favorite non-hockey athlete is Roger Federer... Lee says he would be working in finance if he wasn't playing hockey and the person he would most like to meet is George H.W. Bush... The celebrity he'd most like to meet is Conan O'Brien... His favorite road city is New York and favorite road arena is United Center... His favorite former teammate is Matt Stajan and most memorable hockey moment was scoring his first NHL goal.

2015-16 SEASON

Split the season between New Jersey and Boston, scoring 19 goals and adding 32 assists (51 points) in 82 games... Was plus-3 for the season... Marked his highest point total since his first full NHL season (2006-07)... Led the Devils in points and assists at the time of his trade to Boston (2/29)... Made his New Jersey debut and earned an assist WPG (10/9)... Scored his first of four game-winning goals for the season at NYR (10/18)... Had consecutive multi-point games vs. CHI (11/6: 1g, 1a) and vs. VAN (11/8: 0g, 2a)... Registered a season-long, five-game point streak from 12/3-12/11 (2g, 3a)... Earned eight points in a six-game span from 1/16-2/2

(5g, 3a), including a two-game game at WPG (1/23)... Made his Bruins debut vs. CGY (3/1)... Earned six points in a three-game span for Boston between 3/3-3/7, including a three-point effort at FLA (3/7: 1g, 2a)... **Longest goal streak:** 3 games (1/19-1/23: 4g, 1a)... **Longest assist streak:** 3 games (10/20-10/24: 1g, 3a; 3/3-3/7: 1g, 5a)... **Longest point streak:** 5 games (12/3-12/11: 2g, 3a)... **Multi-goal games:** 1 (1/23 at WPG: 2g, 0a)... **Multi-assist games:** 3 (last: 3/7 at FLA: 1g, 2a)... **Multi-point games:** 10 (last: 3/7 at FLA: 1g, 2a).

CAREER

Is in his 12th NHL season and first with the Hurricanes... Signed a two-year contract with Carolina on 7/1/16... Had scored 184 goals and earned 236 assists (420 points) in 790 career NHL games with St. Louis, Toronto, Phoenix, Calgary, Pittsburgh, the NY Rangers, Winnipeg, New Jersey and Boston entering the 2015-16 season... Originally selected by St. Louis in the fifth round (148th overall) of the 2003 NHL Entry Draft... Has represented the United States at the IIHF World Championships three times... Netted two goals in nine games for the U.S. at the 2009 World Championship in Switzerland... Tallied three assists in seven games at the 2008 World Championship in Canada... Led the United States and ranked tied for third in the tournament in goals (6) in seven games at the 2007 World Championship in Moscow... Also led Team USA in points (10), ranking 10th in the tournament... **2001-02:** Tied for second among Dartmouth skaters in goals (12), and led all freshmen in goals, assists (nine), and points (21)... Made his collegiate debut on Nov. 4 at Harvard (11/4)... Tallied his first career collegiate point with a goal vs. Brown (11/9)... **2002-03:** Established collegiate career-highs in goals (21), points (49), power play goals (8), and game-winning goals (3)... Led Dartmouth in points and power-play goals, tied for the team lead in assists (28), ranked second in goals and was tied for third in game-winning goals... Established single-game career-highs with five assists and five points vs. UMass-Lowell (12/29)... Registered a college career-high, eight-game point streak from 2/21-3/21... **2003-04:** Led Dartmouth in points (38), tied for the team lead in goals (16), assists (22) and shorthanded goals (1)... Was tied for second in power-play goals (5) and

game-winning goals (2) in his first season as captain... Named to the NCAA East First-All American Team and the ECAC First All-Star Team... Tallied an assist while skating in his 100th career collegiate game vs. Colgate (3/20)... **2004-05:** Established collegiate career-highs in games played (35) and assists (29)... Served as Dartmouth's captain for the second consecutive season... Led the team in assists and points (43) and ranked fourth in goals (14)... Named to the NCAA East Second All-American Team and the ECAC First All-Star Team... Recorded a career-high, six-game assist streak from 1/12-1/29 (2g, 10a)... Matched a career-high with an eight-game point streak from 2/19-3/12 (4g, 9a)... **2005-06:** Appeared in his first professional season, splitting the year between St. Louis (NHL) and Peoria (AHL)... Netted 14 goals and added 13 assists (27 points) for the Blues in his rookie campaign... Was tied for the team lead in game-winning goals (2) and tied for fifth among Blues skaters in power-play goals (5)... Made his NHL debut vs. DET (10/6)... Tallied his first career NHL point with an assist vs. CHI (11/2)... Beat Jussi Markkanen for his first NHL goal vs. EDM (11/4)... Recorded his first career multi-point game with a goal and an assist, including his first career NHL game-winning goal, at CBJ (11/16)... Registered the game-winning goal in overtime vs. MIN (3/10)... Totaled 15 points (8g, 7a) in 26 regular-season games on the AHL level for Peoria... Made his professional playoff debut in the Calder Cup playoffs, ranking second among Peoria skaters in assists (3) in three games... Recorded three assists and was (+2) in his AHL playoff debut at Houston (4/21)... **2006-07:** Established NHL career-highs in games played (82), points (52), game-winning

CAREER CONTINUED

goals (4), power-play assists (11) and power-play points (19)... Tied for the team lead in power-play goals (8)... Ranked second on the team in goals (27), points, game-winning goals and power-play points, tied for second in power-play assists and fifth in assists (25)... Posted 14 multi-point efforts... Registered a seven-game point streak from 12/26-1/9 (3g, 5a)... Skated in his 100th career NHL game at NJ (1/10)... **2007-08:** Ranked fourth among Blues skaters in assists (25), points (38) and shots on goal (162), tied for fourth in games played (80) and tied for fifth in goals (13)... Registered a six game point streak from 11/30-12/11 (4g, 3a)... Tallied his 100th career NHL point with a goal and was (+2) at BOS (12/22)... Recorded a three game goal streak from 11/30-12/4 (3g)... **2008-09:** Split the season between St. Louis and Toronto, establishing a career-high in assists (30)... Registered a career-high, five-game assist streak from 11/5-11/14 (2g, 8a)... Recorded a single-game career-high with three assists, including the primary assist on the game-winning goal in overtime, at CHI (11/14)... Made his Maple Leafs debut vs. ATL (11/25), earning an assist... Matched his single-game career-high with three assists and was (+2) at NYR (2/22)... **2009-10:** Established career-highs in goals (28), power play goals (9), and shots on goal (212), splitting the season between Toronto and Phoenix... Skated in his 300th career NHL game vs. COL (10/13)... Registered a single-game career-high with four points (1g, 3a), including the game-winning goal, at ANA (10/26)... Earned two points (1g, 1a), including his 100th career NHL assist, vs. ATL (12/7)... Recorded his first career shorthanded goal vs. WSH (12/12)... Named the NHL's First Star of the Month for March, tallying 13 goals and three assists along with a plus-seven rating in 15 games... Registered a career-high, nine-game point streak from 3/2-3/20 (9g, 3a)... Recorded 18 points (14g, 4a) and posted a plus-10 rating in 18 games with the Coyotes... Ranked fifth among Coyotes in goals and plus/minus rating, and tied for fifth in power-play goals (4)... Posted four multi-goal games with Phoenix... Netted a goal in his Coyotes debut vs. COL (3/4)... Registered his 200th career NHL point with a goal at FLA (3/18)... Made his Stanley Cup playoff debut, totaling two assists as Phoenix fell to Detroit in seven games... **2010-11:** Established career-highs in plus/minus rating (+4) and hits (124), and matched his career-high in games played (82)... Was one of three Coyotes to skate in all 82 games... Tied for second among Coyotes in goals (19)... Registered his first career hat trick and was (+3) vs. LA (10/21)... Recorded his 100th career NHL goal with a power-play tally vs. NSH (11/3)... Scored a goal in his 400th career NHL game at ANA (12/5)... Registered a seven-game point streak 1/15-1/26 (5g, 6a)... Registered eight shots on goal in four playoff games as the Coyotes were swept by the Red Wings...

2011-12: Was fourth among Flames skaters in goals (14) and tied for fifth in game-winning goals (2)... Made his Flames debut vs. PIT (10/8)... Tallied his first point with Calgary with an assist on at MTL (10/10)... Recorded consecutive multi-point games vs. CAR (12/6) and vs. COL (12/8)... Tallied two points (1g, 1a) in his 500th career NHL game vs. NJ (1/10)... Registered his second career hat trick, tied a single-game career-high with four points, and established a single-game career high with a (+5) rating at EDM (1/21)... **2012-13:** Led the NHL in shorthanded assists (4) and was tied for the NHL lead in shorthanded points (4)... Led Calgary in assists (23), shots on goal (113), shorthanded goals and shorthanded points and was tied for the team lead in games played (47) and points (32)... Registered three points (1g, 2a), including the game-winning goal, vs. EDM (1/26)... Established a single-game career-high with nine shots on goal vs. CHI (2/2)... Matched his career-high with a five-game assist streak from 3/13-3/22 (1g, 6a)... Recorded two points (1g, 1a), including the game-winning goal, vs. DET (3/13)... Registered a point in nine of his final 13 games from 4/3-4/26 (2g, 7a)... Tallied his 300th career NHL point with an assist on at VAN (4/6)... **2013-14:** Split the season between Calgary and Pittsburgh... Established career highs in average ice time (18:28), shorthanded goals (2) and shorthanded points (5)... Tied for fourth in the NHL in shorthanded assists (3) and shorthanded points... Earned a point in nine of the first 10 games of the season from 10/3-10/24 (4g, 5a)... Registered a five-game point streak from 10/16-10/24 (3g, 2a)... Skated in his 600th career NHL game at PHX (1/7)... Matched his single-game career-high by registering three assists, including one on the game-winning goal in overtime, vs. CHI (1/28)... Made his Penguins debut at SJ (3/6)... Tallied his first point as a Penguin with an assist, and recorded the primary assist on the game-winning goal at WSH (3/10)... Established playoff career-highs in games played (13), goals (2), points (3), shots on goal (22), average ice time (15:02), and hits (19)... Netted his first career NHL playoff goal in Game 3 of the Metropolitan Division Semifinals at CBJ (4/21)... Recorded an assist on the game-winning goal in Game 5 vs. CBJ (4/26)... **2014-15:** Split the season between the New York Rangers and Winnipeg Jets, totaling 15 goals and 13 assists (28 points) in 71 games... Made his Rangers debut at STL (10/9)... Netted his first Rangers goal at CBJ (10/11)... Scored a goal and added an assist vs. TOR (10/12)... Scored a pair of goals including the game winner vs. ARI (2/26)... Made his Jets debut and earned an assist vs. OTT (3/4)... Netted the game-winning goal at EDM (3/23)... Score two goals including the game winner vs. VAN (4/4)... Scored one goal and was (+2) in four games as Winnipeg was swept by Anaheim in the first round of the playoffs.

LEE STEMPNIAK CAREER HIGHLIGHTS

Travelin' Man: The Hurricanes are the 10th NHL team that Stempniak has played for. Drafted by St. Louis in 2003, he played for the Blues, Maple Leafs, Coyotes, Flames, Penguins, Rangers, Jets, Devils and Bruins before arriving in Raleigh.

McLinemates: Stempniak and fellow Hurricanes forward Jay McClement were linemates during their first full NHL seasons with the St. Louis Blues. Stempniak led the Blues in goals that season (27).

Player of the Month: Stempniak was the NHL's player of the month in March 2010, after scoring 13 goals in 15 games following his trade from Calgary to Phoenix.

Finding the Net: Stempniak has scored 15-or-more goals in five seasons, including each of the past two years.

Collegians: Stempniak, a product of Dartmouth College, is one of eight skaters (45%) expected to be in the Hurricanes lineup who played college hockey. About 30 percent of the players in the NHL in 2015-16 were NCAA alumni.

USA! USA! Stempniak has represented the United States in the IIHF World Championships three times. He's one of five players on Carolina's roster who have worn the Team USA sweater in international play.





TEUVO TERAVAINEN

86



Center • Shoots Left

Acquired: 6/15/16, Trade with CHI

5'11" • 178 lbs.

2015-16 Team: Chicago

9/11/94 • Helsinki, Finland

Drafted: Chicago 2012 (1-18-1)

HIGHLIGHTS

NHL FIRSTS:

Game: 3/25/14; 4-2 CHI W vs. DAL

Point: 1/16/15; 4-2 CHI L vs. WPG (goal)

Goal: 1/16/15; 4-2 CHI L vs. WPG (Hutchinson)

Shootout Stats: 1 attempt, 0 goals (0.0%),
0 game-deciding goals

NHL HIGHS:

Goals: 2 (12/17/15; 4-0 CHI W vs. EDM)

Assists: 2-2x (Last: 2/17/16; 5-3 CHI W at NYR)

Points: 3 (12/17/15; 4-0 CHI W vs. EDM)

Penalty Min: 4 (4/5/16; 6-2 CHI W vs. ARI)

Goal Streak: 2 games-3x (Last: 3/26/16-3/27/16: 2g)

Assist Streak: 3 games (2/28/16-3/3/16: 3a)

Point Streak: 3 games-3x (Last: 3/22/16-3/27/16: 2g, 1a)

CAREER STATS

YEAR	TEAM	LEAGUE	REGULAR SEASON					PLAYOFFS				
			GP	G	A	TP	PIM	GP	G	A	TP	PIM
2009-10	Jokerit U18	Fin-U18	29	16	14	30	6	4	0	4	4	0
2010-11	Jokerit U18	Fin-U18	4	1	3	4	2	1	0	1	1	25
	Jokerit Jr.	Fin-Jr.	26	3	17	20	8	8	1	4	5	4
2011-12 (a)	Jokerit Jr.	Fin-Jr.	11	12	8	20	4	2	1	1	2	0
	Kiekko-Vantaa	Finland-2	3	1	2	3	0	—	—	—	—	—
2012-13	Jokerit	Finland	40	11	7	18	6	9	2	4	6	0
	Kiekko-Vantaa	Finland-2	1	0	1	1	0	—	—	—	—	—
2013-14	Jokerit	Finland	49	9	35	44	12	2	0	0	0	0
	Chicago	NHL	3	0	0	0	0	—	—	—	—	—
	Rockford	AHL	5	2	0	2	2	—	—	—	—	—
2014-15	Chicago	NHL	34	4	5	9	2	18	4	6	10	0
	Rockford	AHL	39	6	19	25	6	—	—	—	—	—
2015-16 (b)	Chicago	NHL	78	13	22	35	20	7	0	1	1	0
NHL TOTALS (3 Seasons)			115	17	27	44	22	25	4	7	11	0

(a) June 22, 2012—Selected by the Chicago Blackhawks in the 2012 NHL Draft. First Blackhawks pick, 18th overall, first round.

(b) June 15, 2016—Acquired by the Carolina Hurricanes along with Bryan Bickell from the Chicago Blackhawks in exchange for a second-round pick in the 2016 NHL Draft and a third-round pick in the 2017 NHL Draft.

VS. NHL

CLUB	GP	G	A	PTS	PIM
ANA	4	0	0	0	2
ARI	6	1	4	5	6
BOS	3	0	1	1	2
BUF	3	0	0	0	0
CGY	2	1	0	1	0
CAR	4	0	0	0	0
CHI	0	0	0	0	0
COL	6	0	1	1	2
CBJ	3	1	0	1	2
DAL	9	1	1	2	2
DET	2	0	1	1	0
EDM	4	2	1	3	0
FLA	3	1	0	1	0
LA	5	1	1	2	0
MIN	8	0	0	0	0
MTL	2	0	0	0	0
NSH	5	1	2	3	0
NJ	2	0	2	2	0
NYI	3	0	1	1	0
NYR	4	1	2	3	0
OTT	2	0	0	0	0
PHI	2	0	0	0	2
PIT	4	1	0	1	0
STL	8	1	4	5	2
SJ	4	0	1	1	0
TB	3	0	0	0	2
TOR	2	1	1	2	0
VAN	3	2	0	2	0
WSH	2	0	1	1	0
WPG	7	2	3	5	0

PERSONAL

Teuvo spends his summers in Finland and has a dog... His nicknames include Teukka and Turbo... His brother, Eero, plays for the Lincoln Stars of the United States Hockey League (USHL)... Teuvo started playing hockey at the age of 5 and his first youth team was Kojootit... The biggest influences on his career were his parents, coaches and teammates... His favorite player growing up was Pavel Datsyuk... His favorite app is Pokémon Go... Teuvo's first job was as a hockey player... His favorite thing to do away from the rink is playing video games, and his

favorite games are FIFA and Call of Duty... Teuvo's favorite food is pasta and his favorite sports to play outside of hockey are golf and tennis... He enjoys watching golf, tennis and football and his favorite non-hockey athletes are Zlatan Ibrahimovic and Roger Federer... Teuvo's favorite holiday is Christmas... His favorite road city is New York, favorite road arena is Madison Square Garden and favorite team to play against is Arizona... His favorite former teammate is Riku Hahl and his most memorable hockey moment was winning the Stanley Cup with Chicago in 2015.



2015-16 SEASON

Completed his third NHL season with Chicago, establishing career highs in games played (78), goals (13), assists (22) and points (35)... Scored a goal in Chicago's opener vs. NYR (10/7)... Netted the game-winning goal vs. LA (11/2)... Had his first multi-point game of the season (1g, 1a) vs. STL (11/4)... Scored goals in consecutive games vs. WPG (12/6) and vs. NSH (12/8)... Earned a single-game career high three points with two goals and an assist vs. EDM (12/17)... Skated a season-high 19:50 of ice time vs. SJ (12/20)... Earned a pair of assists at ARI (12/29)... Registered a career-long, three-game assist streak from 12/28-3/3

(3a)... Had points in five of seven games between 3/18-4/1 (2g, 3a)... Earned one assist in seven postseason contests as the Blackhawks were eliminated by St. Louis in the opening round... **Longest goal streak:** 2 games (11/2-11/4: 2g, 1a; 12/6-12/8: 2g, 1a; 3/26-3/27: 2g, 0a)... **Longest assist streak:** 3 games (2/28-3/3: 0g, 3a)... **Longest point streak:** 3 games (11/2-11/6: 2g, 2a; 2/28-3/3: 0g, 3a; 3/22-3/27: 2g, 1a)... **Multi-goal games:** 1 (12/17 vs. EDM: 2g, 1a)... **Multi-assist games:** 2 (last: 2/17 at NYR: 0g, 2a)... **Multi-point games:** 5 (last: 2/17 at NYR: 0g, 2a).

CAREER

Is in his fourth NHL season and first with the Hurricanes... Acquired by Carolina from Chicago on 6/15/16 along with Bryan Bickell in exchange for a second-round selection in the 2016 NHL Draft and a third-round pick in the 2017 NHL Draft... Originally selected by the Blackhawks in the first round, 18th overall, of the 2012 NHL Draft... Had totaled 44 points (17g, 27a) in 115 games with Chicago prior to his acquisition by the Hurricanes... Won the 2015 Stanley Cup championship with the Blackhawks, earning 10 points (4g, 6a) during Chicago's run... Has represented Finland in a number of international competitions, including the 2016 World Cup of Hockey... Skated at the 201 Ivan Hlinka Tournament and the 2011 World U-17 Challenge, totaling seven points (2g, 5a) in nine games during those tournaments... Registered eight points (2g, 6a) in six games during the 2012 U-18 World Junior Championship in the Czech Republic... Also appeared in the 2011 Four Nations Cup and the 2012 Five Nations Cup for Finland... Was fourth in scoring at the 2013 World Junior Championship in Russia with 11 points (5g, 6a) in six games... Captained Finland to the 2014 World Junior Championship, compiling a tournament-high 13 assists and 15 points in seven games... **2008-09:** Totaled 31 points (13g, 18a) in 30 regular-season games for Jokerit's under-16 squad... Added 10 points (4g, 6a) in eight postseason tilts... **2009-10:** Combined for 69 points (33g, 36a) 41 regular-season games, split between Jokerit's U-16 and U-18 teams... Tallied four assists in four playoff games for Jokerit U-18... Notched 17 points (7g, 10a) and in 12 postseason games for the under-16 team... **2010-11:** Split the season between Jokerit's U-18 and U-20 teams...Tallied 20 points (3g, 17a) in 26 regular-season appearances with Jokerit U-20 and added five points (1g, 4a) in eight playoff tilts... Had four points (1g, 3a) in four regular-season games and one assist in one playoff games with Jokerit U18... **2011-12:** Split the season between two levels of SM-Liiga and Finland's Mestis league... Tallied 11 goals and seven assists (17 points) in 40 regular-season games with SM-Liiga's

Jokerit and was named the SM-liiga Rookie of the Year... Added six points (2g, 4a) nine playoff appearances with Jokerit, ranking second on the club in postseason scoring... Totaled three points (1a, 2a) in three appearances with Kiekko-Vantaa of the Mestis league... Also notched 20 points (12g, 8a) in 11 regular-season games and two points (1g, 1a) in two playoff games with Jokerit U-20... **2012-13:** Spent the majority of the season with Jokerit in the SM-Liiga, totaling 31 points (13g, 18a) in 44 games... Added two points (1g, 1a) in six playoff games... **2013-14:** Appeared in his first NHL season, skating in three games for the Blackhawks... Also played five American Hockey League (AHL) games for Rockford, netting a pair of goals... Spent the majority of the season with Jokerit in the SM-Liiga, ranking seventh in the league in points (44) and second in assists (35) in 49 regular-season games... Had four three-point games for Jokerit (10/18, 1/10, 1/17, 1/25)... Made his NHL debut with Chicago vs. DAL (3/25), winning all seven of his faceoffs in 11:39 of ice time... Earned his first professional point with a goal in his AHL debut vs. Milwaukee (4/11)... **2014-15:** Split the season between Chicago and the AHL's Rockford IceHogs... Recorded nine points (4g, 5a) in 34 regular-season games with the Blackhawks and 25 points (6g, 19a) in 39 games for Rockford... Beat Michael Hutchinson for his first NHL goal vs. WPG (1/16)... Posted his first multi-point game (1g, 1a) vs. ARI (1/20)... Tallied 10 points (4g, 6a) over 18 games in his Stanley Cup playoffs debut en route to the 2015 Stanley Cup championship... Tallied an assist in his first career Stanley Cup playoff game in Game 1 of the opening round at NSH (4/15)... Netted his first career playoff goal – the game-winner – vs. MIN (5/1)... Scored a goal and had an assist at ANA (5/25) for his first career multi-point playoff performance... Tallied a goal and an assist in his first career Stanley Cup Final game in Game 1 vs. TB... Also netted a goal in Game 2 vs. TB, becoming the fifth rookie since 1927 to score a goal in each of the first two Stanley Cup Final games.



CAM WARD 30



Goaltender • Catches Left

Acquired: 2002 NHL Entry Draft

6'1" • 185 lbs.

2015-16 Team: Carolina

2/29/84 • Saskatoon, Sask.

Drafted: Carolina 2002 (1-25-1)

HIGHLIGHTS

NHL FIRSTS:

Game: 10/5/05; 5-2 L at TB
Win: 10/7/05; 3-2 SO W vs. PIT
Shutout: 11/9/06; 5-0 W vs. WSH

NHL SHOOTOUTS AND PENALTY SHOTS:

Shootout Stats: 15-35 (56 goals on 159 attempts)
Career Penalty Shots: 14 (6 goals on 14 attempts)

NHL HIGHS:

Saves: 57 (10/25/08; 4-3 W at NYI)
Shots Faced: 60 (10/25/08; 4-3 W at NYI)
Win Streak: 9 (3/18/09-4/7/09)
Streak w/out Regulation Loss: 10-2x (Last: 1/4/16-2/19/16)
Shutout sequence: 134:08 (1/17/12-1/21/12)

CAREER STATS

YEAR	TEAM	LEAGUE	REGULAR SEASON						PLAYOFFS					
			GP	MIN	GA	SO	GAA	W-L-OT	GP	MIN	GA	SO	GAA	W-L
2000-01	Red Deer	WHL	1	60	0	1	0.00	1-0-0	—	—	—	—	—	—
	Sherwood Park	AMHL	25	1449	70	0	2.90	14-6-3	—	—	—	—	—	—
2001-02 (a)	Red Deer	WHL	46	2694	102	1	2.27	30-11-4	23	1502	53	2	2.12	14-9
2002-03	Red Deer	WHL	57	3368	118	5	2.10	40-13-3	23	1407	49	3	2.09	14-9
2003-04 (b)	Red Deer	WHL	56	3338	114	4	2.05	31-16-8	19	1200	37	3	1.85	10-9
2004-05	Lowell	AHL	50	2829	94	6	1.99	27-17-3	11	664	28	2	2.53	5-6
2005-06	Carolina	NHL	28	1484	91	0	3.68	14-8-2	23	1320	47	2	2.14	15-8
	Lowell	AHL	2	118	5	0	2.54	0-2-0	—	—	—	—	—	—
2006-07	Carolina	NHL	60	3422	167	2	2.93	30-21-6	—	—	—	—	—	—
2007-08	Carolina	NHL	69	3930	180	4	2.75	37-25-5	—	—	—	—	—	—
2008-09	Carolina	NHL	68	3928	160	6	2.44	39-23-5	18	1101	49	2	2.67	8-10
2009-10	Carolina	NHL	47	2651	119	0	2.69	18-23-5	—	—	—	—	—	—
2010-11	Carolina	NHL	74	4318	184	4	2.56	37-26-10	—	—	—	—	—	—
2011-12	Carolina	NHL	68	3988	182	5	2.74	30-23-13	—	—	—	—	—	—
2012-13	Carolina	NHL	17	929	44	0	2.84	9-6-1	—	—	—	—	—	—
2013-14	Carolina	NHL	30	1645	84	0	3.06	10-12-6	—	—	—	—	—	—
	Charlotte	AHL	2	119	4	0	2.02	1-1-0	—	—	—	—	—	—
2014-15	Carolina	NHL	51	3026	121	1	2.40	22-24-5	—	—	—	—	—	—
2015-16	Carolina	NHL	52	3038	122	1	2.41	23-17-10	—	—	—	—	—	—

Hurricanes/NHL Totals (11 Seasons) 564 32,359 1454 23 2.70 269-208-68 41 2421 96 4 2.38 23-18

(a) June 22, 2002—Selected by the Carolina Hurricanes in 2002 NHL Entry Draft. First Hurricanes choice, 25th overall, first round.

(b) May 13, 2004—Signed a three-year contract with the Carolina Hurricanes.

PERSONAL

Cam and his wife, Cody, have a son named Nolan and a daughter named Nyla... They have a dog named Rex... The Wards spend their offseason in Alberta, at their home in Sylvan Lake... Cam is involved with Special Olympics in Alberta and in North Carolina... He has his own program, called "Cam's Champs," through which he hosts special needs athletes in a suite at home games throughout the season... He's also involved with the Garth Brooks Teammates For Kids Foundation... Cam's first team was the Saskatoon Flyers, and the player he emulated growing up was Martin Brodeur... His favorite vacation spot is Turks and Caicos, and the most-played artist on his iPod is Hozier... His most prized possessions are his family and his Stanley Cup ring... His favorite television show is Modern Family, his favorite movie is Gladiator and his favorite food is sushi... Cam enjoys boating in

the offseason... His favorite teams outside of hockey are the New Orleans Saints, the New York Yankees and the Saskatchewan Roughriders... His favorite athlete outside of hockey is Drew Brees... The person from history he would most like to meet is Jesus Christ, and the current celebrity he would most like to meet is Will Ferrell... His favorite former teammate is Andrew Ladd... His favorite holiday is Christmas, his favorite hockey team growing up was Edmonton and his favorite magazine is ESPN The Magazine... Cam has worn number 30 since junior hockey and his most memorable win was Game 7 of the 2006 Stanley Cup Final... His favorite place to visit in the Triangle is Cafe Tiramisu... His favorite road city is Vancouver, and his favorite road arena is the Bell Centre in Montreal.

VS. NHL

CLUB	GP	MIN	W-L-OT	GA	SO	GAA
ANA	6	320	2-2-1	15	0	2.81
ARI	10	544	6-4-0	27	1	2.98
BOS	32	1806	14-15-3	79	3	2.62
BUF	26	1478	11-10-5	71	2	2.88
CGY	7	415	3-3-0	25	0	3.61
CAR	0	0	0-0-0	0	0	0.00
CHI	6	349	3-1-2	10	2	1.72
COL	9	544	5-3-1	24	1	2.65
CBJ	10	537	4-4-1	25	0	2.79
DAL	8	407	3-3-1	27	0	3.98
DET	12	716	4-7-1	31	1	2.60
EDM	10	601	5-3-2	26	0	2.60
FLA	33	1761	15-13-2	80	0	2.73
LA	8	486	4-2-2	18	0	2.22
MIN	8	390	3-0-3	17	0	2.62
MTL	31	1763	16-11-4	80	0	2.72
NSH	9	539	2-6-1	24	0	2.67
NJ	29	1680	12-15-2	74	0	2.64
NYI	30	1695	19-4-4	73	1	2.58
NYR	31	1837	11-15-4	79	2	2.58
OTT	25	1432	15-7-2	57	1	2.39
PHI	25	1410	10-10-4	64	0	2.72
PIT	27	1645	16-7-4	61	0	2.22
SJ	7	389	5-1-0	20	0	3.08
STL	10	615	5-2-3	20	2	1.95
TB	41	2376	19-18-3	119	0	3.01
TOR	29	1678	16-10-3	73	2	2.61
VAN	9	523	2-5-2	29	0	3.33
WSH	36	2077	16-15-4	91	4	2.63
WPG	40	2346	23-12-4	115	1	2.94



2015-16 SEASON

Completed his 11th NHL season with the Hurricanes... Was 23-17-10 with a 2.41 goals-against average, one shutout, and a .909 save percentage in 52 games... Earned his first win of the season at DET (10/16), stopping 17 of 20 shots... Stopped all 26 shots at COL (10/21) for his lone shutout of the season and 23rd career shutout... Won two consecutive games from 10/27-10/30... Saved a season-high 37 of 38 shots on goal at PIT (12/19)... Won three consecutive games from 1/8-1/12... Recorded a career-long tying 10-game unbeaten in regulation streak from 1/4-2/19, going 6-0-4 with a

1.90 goals-against average and .930 save percentage in that span... Made saves on 36 of 37 shots and earned first star honors vs. PHI (2/23) ... Stopped 30 of 31 shots at NYI (3/29)... Made 35 saves and did not allow a goal in five shootout attempts at BOS (4/5)... Games missed due to injury: 5 (Concussion: 1/21-1/26, 2/16)... Served as backup for: 25 games... Saves: 1,221... Shots faced: 1,343... **Win streak:** 3 (1/8-1/12)... **Starts streak:** 6 (10/16-10/27, 2/19-2/28)... **Streak w/out Regulation loss:** 10 games (1/4-2/19: 6-0-4)... **Shutout sequence:** 76:42 (10/17-10/24).

CAREER

Is in his 12th NHL season with Carolina... Holds franchise career goaltending records in games played, minutes, wins and shutouts... Represented Canada at the 2007 IIHF World Championship in Russia, leading his country to the gold medal, and the 2008 IIHF World Championship in Canada, earning silver... Also participated in the 2012 IIHF World Championship in Sweden/Finland... Was Carolina's first-round pick (25th overall) in the 2002 NHL Entry Draft... **2001-02:** Posted the top goals-against average in the Western Hockey League (WHL) at 2.27 and won the Del Wilson Trophy as the WHL's top goaltender... Was 30-11-4 with one shutout and a .911 save percentage during his rookie season of junior hockey for Red Deer... Was named Red Deer's rookie of the year and selected to the WHL's Eastern Conference First All-Star Team after leading the Rebels to the top record in the WHL during the regular-season... Was 14-9 with a 2.12 goals-against average and a .911 save percentage during Red Deer's run to the WHL Finals... **2002-03:** Was second in the WHL in goals-against average during the regular season at 2.10... Led the league in wins (40), as Red Deer captured the Central Division title for the second consecutive year... Named goaltender of the year by the Western Major Junior Hockey Writers Association... Was 14-9 with a 2.09 goals-against average in the postseason as Red Deer advanced to the WHL Finals... **2003-04:** Was third in the WHL in goals-against average (2.05)... Had a record of 31-16-8, a save percentage of .921 and four shutouts for Red Deer... Was 10-9 with a goals-against average of 1.85 and three shutouts in 19 playoff games, leading the Rebels to the WHL Semifinals... Awarded the Four Broncos Memorial Trophy as the WHL Player of the Year as well as the Del Wilson Trophy as the WHL Goaltender of the Year... Received the Vaughn Goaltender of the Year award as the top netminder in the entire Canadian Hockey League (CHL)... Was a runner-up to Sidney Crosby for the CHL's player of the year award... Also a runner-up for the Doug Wickenheiser Memorial Trophy, the WHL's humanitarian award... Earned Rebels' team awards including the Red Deer Bottling MVP award, McDonald's player of the year endowment and the Traptow Photography community relations award... **2004-05:** Posted a 27-17-3 record in 50 games with Carolina's American Hockey League affiliate, Lowell... Set Lock Monsters single-season records for wins (27), shutouts (6), GAA (1.99) and save percentage (.937)... Named to the AHL All-Rookie Team... Finished the season with a .937 save percentage to lead all AHL netminders... Recorded a 1.99 goals-against average, ranking fourth in the AHL and second among AHL goaltenders playing in 50 or more games... Started all 11 of Lowell's playoff games... Holds the Lock Monsters career records for playoff wins (5), shutouts (2) and goals-against average (2.53)... Posted a 1.33 goals-against average and stopped 98 of 102 shots in Games 4, 5 and 6 to help the Lock Monsters to their 4-2 playoff series win against Hartford... **2005-06:** Completed his first NHL season, going 14-8-2 with a 3.68 goals-against average in 28 games with Carolina... In a two-game conditioning stint with Lowell (AHL), he posted a 2.54 goals-against average and a .915 save percentage... Made his NHL debut in relief of Martin Gerber and stopped 10 of 11 shots in the game's final 20:00 at TB (10/5)... Made his first NHL

start and earned his first NHL win with a shootout victory vs. PIT (10/7)... Stopped 28 of 30 shots during game play before thwarting Mario Lemieux, Zigmund Palffy and Sidney Crosby on consecutive penalty shots to earn the win... It was the first shootout in franchise history... Stopped 26 of 28 shots to earn his first regulation win vs. WSH (10/12)... Started the game at WSH (10/22) and stopped one shot in 3:48 of play before leaving the game with an arm injury... Martin Gerber completed the game, marking the first time in franchise history that two netminders have combined for a shutout... Earned his first NHL assist on Eric Staal's power-play goal at PHX (12/3)... Served as backup and did not play for 48 games... Completed his first NHL playoff season, becoming the fourth rookie goaltender to capture the Conn Smythe Trophy as playoff Most Valuable Player (Ken Dryden, Patrick Roy, Ron Hextall)... Played in 23 of Carolina's 25 games en route to his first Stanley Cup... Ranked first in the league in wins (15), second in goals-against average (2.14), second in shutouts (2) and sixth in save percentage (.920)... Set the Hurricanes single-season franchise playoff records for wins (15), saves (537), minutes (1320), and shutouts (2 – tied with Kevin Weekes)... Made his NHL playoff debut, stopping 20 of 23 shots in 67:32 of playing time after replacing Gerber at the 14:46 mark of the first period of Game 2 vs. MTL (4/24)... Stopped 27 of 28 shots to earn his first career playoff victory in Game 3 at MTL (4/26)... Earned his first career NHL shutout by stopping all 21 Devils shots in Game 1 vs. NJ (5/6)... Made 28 saves in Game 3 at NJ (5/10), tying Tiny Thompson (Boston: 1929-30) for the NHL record by winning his first seven NHL playoff starts... Stopped all 25 shots he faced to earn his second career playoff shutout in Game 2 vs. EDM (6/7)... Made 22 saves and was named first star in Game 7 vs. EDM (6/19)... **2006-07:** Ranked tied for 15th in the NHL in wins (30) and tied for 13th in games played (60)... Represented Canada at the IIHF World Championship in Russia, going 5-0 with a 2.20 goals-against average and a .915 save percentage as he led Canada to the gold medal... Made 20 saves to earn his first career regular-season shutout vs. WSH (11/9)... Made a then-career-high 42 saves in a 5-3 win at MTL (2/17)... Stopped 12 of 13 shots before leaving the game at NYR (3/11) with a laceration on his leg caused by a skate blade... Missed three games due to the injury... **2007-08:** Ranked tied for fourth in the NHL in wins (37) and tied for ninth in shutouts (4)... Was voted by his teammates as the Hurricanes' nominee for the King Clancy Memorial Trophy, which goes "to the player who best exemplifies leadership qualities on and off the ice and has made a noteworthy contribution in his community"... Started a then-career-high 20 consecutive games to conclude the season, going 13-5-2 during that span... Was named the NHL's First Star of the Week for the week of Oct. 8-14 after going 3-0-0 with a 1.67 goals-against average and .939 save percentage in three road games at Toronto, Ottawa and Montreal... Stopped 35 shots vs. WSH (11/5) to earn his third career regular-season shutout... Played in his 100th career NHL game vs. TB (11/8)... Made 28 saves at NYR (12/3) to earn his fourth career shutout, marking his first regular-season shutout against a team other than Washington... Reached the 30-win mark for the second consecutive


CAREER CONTINUED

season by making 26 saves vs. MIN (3/6)... Earned his fourth shutout of the season with 25 saves at CHI (3/12)... **2008-09:** Was third in the NHL in wins (39) and tied for sixth in shutouts (6)... Was 12th in the NHL in goals-against average (2.44) and 14th in save percentage (.916)... Established a new franchise record for goaltender victories in a season (39) and matched the franchise record for shutouts in a season (6)... Also set a franchise record for consecutive victories (9, 3/18-4/7)... Set career-bests in wins (39), shutouts (6), goals-against average (2.44) and save percentage (.916)... Started a career-high 28 consecutive games before sitting out the final game of the season at NJ (4/11)... Was 19-7-2 with a 2.30 goals-against average and three shutouts in that 28-game stretch... Established a new franchise record by stopping 57 shots, including a penalty shot by Doug Weight with 0.7 seconds remaining, in a 4-3 victory at NYI (10/25)... Set a then- personal best with a 131:56 shutout sequence from the first period in MTL (10/28) to the second period vs. EDM (11/1)... Surpassed the 10,000-minutes played mark in a 3-2 victory vs. MTL (12/16)... Was named the NHL's Third Star of the Week for 12/29-1/4 after going 3-0-0 with a 1.33 goals-against average and .944 save percentage in games against ATL, STL and TB... Was named the NHL's second star for the week ending Jan. 25 after stopping 67 of 68 shots in posting road victories on consecutive nights at TOR (1/19) and at PIT (1/20)... Made 27 saves to earn his 100th career victory with a 3-2 win vs. TB (1/29)... Played his 200th NHL/Hurricanes game vs. CBJ (2/14)... Was named the NHL's First Star of the Week on 3/23, after going 3-0-0 with a 2.33 goals-against average and a .935 save percentage in the Hurricanes' three wins against NJ, NYI and WSH... Was named an NHL Star of the Week for the fourth time of the season, earning third star honors on 3/30, after going 3-0-0 record with a 1.33 goals-against average and a .935 save percentage in the team's wins at FLA, vs. OTT and at NJ... Was named the NHL's First Star of the Month for March, posting a 10-1-2 record with a 1.98 goals-against average and .938 save percentage while playing each of Carolina's 13 games... Was just the third player in franchise history to be recognized with Player of the Month honors... Won his franchise-record eighth consecutive game by making 33 saves vs. PIT (4/4), as Carolina clinched a playoff berth with a 3-2 overtime win... Stopped all 12 shots vs. NYI (4/7) to break the franchise record for goaltender wins in a season and match the team record for shutouts in a season with his 39th win and sixth shutout of the year... Completed his second NHL playoff season, playing all 18 games for the Hurricanes... Ranked tied for third in the league in wins (8), eighth in goals-against average (2.67) and sixth in save percentage (.915)... Made 28 saves to earn his third career playoff shutout in a 4-0 win in Game 6 vs. NJ (4/26)... Held Boston scoreless on 36 shots to earn his fourth career playoff shutout in Game 2 at BOS (5/3)... Stopped 34 of 36 shots in a 3-2 overtime victory in Game 7 at BOS (5/14) to improve to 4-0 all-time in NHL Game 7's, becoming just the second goaltender in NHL history to win his first four career Game 7's (Ed Belfour)... **2009-10:** Was 18-23-5 with a 2.69 goals-against average in 47 games... Set a career high and ranked tied for second among NHL goaltenders with three assists... Missed 29 games due to injury (leg: 11/11-12/7; back: 2/5-3/25)... Was placed on the long-term injured list and missed 13 consecutive games after suffering a laceration of the left upper leg from the skate of Blue Jackets forward Rick Nash (11/7)... Stopped 32 of 34 shots in a 5-2 win at ATL (1/21), pulling even with Arturs Irbe (130) for first in franchise history in victories... Made 27 saves vs. BOS (1/24) to earn his 131st career win, making him the franchise's all-time wins leader... Made a season-high 39 saves on 41 shots vs. CHI (1/30)... Posted a 2.23 goals-against average and a .932 save percentage in 18 games from Dec. 26-Feb. 3... Was 4-2 with a 2.36 goals-against average and .931 save percentage in the season's final six games after missing 18 games with a back injury from 2/5-3/25... **2010-11:** Ranked first in the NHL in saves (2,191), games played (74) and minutes (4,318); tied for third in wins (37) and was ninth in save percentage (.923)... Established a new franchise record for saves in a season, previously held by Sean Burke (1,844 in 1995-96)... Marked just the sixth time since the 2005-06 season, and the ninth time since the start of the 1997-98 season, that an NHL

goaltender stopped 2,000 shots in a season... Was selected by the Carolina chapter of the Professional Hockey Writers Association as the team's Most Valuable Player... Was chosen by his teammates as Carolina's nominee for the King Clancy Trophy... The Hurricanes were 9-1-1 when he stopped 40 or more shots... Made 41 saves in regulation and overtime and did not allow a goal in the shootout in the second game of the 2010 NHL Premiere in Helsinki vs. MIN (10/8)... Recorded his first shutout since April 7, 2009, with 37 saves at BOS (11/26)... With wins at ATL (12/16) and vs. ANA (12/18), became the first Hurricanes goalie to have more than 40 saves in consecutive wins since Sean Burke on Jan. 20-22, 1997... Played his 300th NHL game vs. MTL (12/23)... Passed Arturs Irbe (309) for first in franchise history in games played on 11/17 at BOS... Stopped 23 of 25 shots in a 4-2 victory at NYI (1/26), passing Arturs Irbe (17,815) for first in franchise history in minutes played by a goaltender... Was selected by teammate Eric Staal as the first pick in the 2011 All-Star Fantasy Draft (1/28)... Started the 2011 NHL All-Star Game in Raleigh for Team Staal, stopping 10 of 14 shots in the first period (1/30)... Earned his third shutout of the season with 40 saves in a 1-0 win at BUF (3/15)... Eclipsed 2,000 saves for the season during a 3-2 shootout win at WSH (3/29)... Earned his fourth shutout of the season with 42 saves vs. DET (4/6)... **2011-12:** Reached the 30-win mark for the fifth time in his career, going 30-23-13 with a 2.74 goals-against average and .915 save percentage... Registered five shutouts... Ranked second among NHL netminders in saves (2,143), surpassing the 2,000-save mark for the second consecutive season... Was tied for fifth among goalies in games played (68) and was fifth in minutes (3,988)... Was tied for 10th in the NHL in shutouts (5)... Became the first goaltender in franchise history to earn a goal when he was credited with an empty net goal vs. NJ (12/26)... He was awarded the goal when Ilya Kovalchuk's errant pass went the length of the ice and into an empty net with 29.4 seconds left... Stopped a season-high 47 shots to earn his third shutout of the season in a 3-0 win at BOS (2/2)... Played in his 400th NHL/Hurricanes game vs. TB (3/3)... Earned his 200th career NHL/Hurricanes win and 20th career shutout with 40 saves vs. STL (3/15)... Faced a season-high 50 shots in a 5-4 loss at DET (3/24)... Stopped all 30 shots he faced at TOR (3/27) to earn his fifth shutout of the season and 21st career shutout, passing Arturs Irbe for most shutouts in franchise history... Missed three games due to injury (lower body: 2/20-2/25)... **2012-13:** Was 9-6-1 with a 2.84 goals-against average and .908 save percentage... Missed 27 games after suffering a season-ending knee injury on 3/3... Led Hurricanes netminders in wins, goals-against average and save percentage... Carolina was in first place with a 13-8-1 record at the time of his injury, and went 6-17-3 without him in the lineup for the rest of the season... Made a season-high 45 saves on 47 shots in a 3-2 OT win at OTT (2/7)... Stopped 15 of 15 shots before leaving the game at FLA (3/3) with a third-degree MCL sprain... Was 4-1-0 with a 1.78 goals-against average and .939 save percentage in his final five games played before being placed on injured reserve on 3/5... **2013-14:** Was 10-12-6 with a 3.06 goals-against average and .898 save percentage in 30 games... Missed 23 games due to injury... Also played in two games for Charlotte (AHL) during a conditioning stint, posting a 1-1-0 record with a 2.02 goals-against average and .937 save percentage... Posted a 4-2-0 mark with a 2.65 goals-against average and .917 save percentage in his last eight appearances... **2014-15:** Was 22-24-5 with a 2.40 goals-against average and .910 save percentage in 51 games... Established a career-best in goals-against average (2.40)... Earned his first win of the season vs. ARI (11/1), stopping all 25 shots for his first shutout since 3/27/12... Made 37 saves at PIT (12/31), the most saves by a Hurricanes goalie for the season, including a single-period-season-best 17 saves in the second period... Recorded the longest relief appearance by a goaltender without allowing a goal in NHL history in a shootout loss vs. STL (1/30), entering at the 3:25 mark of the first period and recording 29 saves in the final 61:35 of regulation and overtime... Played in his 500th NHL/Hurricanes game vs. PHI (2/24), becoming the fourth active goaltender to appear in 500 games with one team (Henrik Lundqvist - NYR; Marc-Andre Fleury - PIT; Ryan Miller - BUF).

FRANCHISE CAREER GOALTENDING RANKS

Games Played		Minutes		Wins		Shutouts	
1. Cam Ward	564	1. Cam Ward	32,359	1. Cam Ward	269	1. Cam Ward	23
2. Arturs Irbe	309	2. Arturs Irbe	17,815	2. Arturs Irbe	130	2. Arturs Irbe	20
3. Sean Burke	281	3. Sean Burke	15,893	3. Mike Liut	115	3. Mike Liut	13
4. Mike Liut	252	4. Mike Liut	14,705	4. Sean Burke	107	4. Sean Burke	11
5. Peter Sidorkiewicz	178	5. Peter Sidorkiewicz	10,346	5. Peter Sidorkiewicz	71	Kevin Weekes	11
6. Kevin Weekes	119	6. Kevin Weekes	6,852	6. Steve Weeks	42	6. Peter Sidorkiewicz	8
7. Steve Weeks	94	7. Steve Weeks	5,286	7. Kevin Weekes	39	7. Trevor Kidd	5
8. Kay Whitmore	75	8. Trevor Kidd	4,043	8. Martin Gerber	38	8. Steve Weeks	4
9. Trevor Kidd	72	9. Kay Whitmore	4,039	9. Trevor Kidd	28	9. Martin Gerber	3
10. Martin Gerber	60	10. Martin Gerber	3,493	10. Kay Whitmore	23	Kay Whitmore	3





PATRICK BROWN 36



Center/Left Wing • Shoots Right
6'1" • 210 lbs.
5/29/92 • Bloomfield Hills, MI

Acquired: 4/12/14, Signed as a free agent
2015-16 Teams: Carolina (NHL), Charlotte (AHL)
Drafted: Undrafted

HIGHLIGHTS

NHL FIRSTS:

Game: 10/10/14; 5-3 L vs. NYI
Point: 3/31/16; 4-3 W vs. NYR (goal)
Goal: 3/31/16; 4-3 W vs. NYR (Lundqvist)

NHL HIGHS:

Goals: 1 (3/31/16; 4-3 W vs. NYR)
Assists: 1 (3/31/16; 4-3 W vs. NYR)
Points: 2 (3/31/16; 4-3 W vs. NYR)
Penalty Min: 4-2x (Last: 3/29/16: 2-3 SOL at NYI)

NHL STREAKS:

Goal Streak: None
Assist Streak: None
Point Streak: None

CAREER STATS

YEAR	TEAM	LEAGUE	REGULAR SEASON					PLAYOFFS				
			GP	G	A	TP	PIM	GP	G	A	TP	PIM
2010-11	Boston College	Hockey East	29	0	1	1	8	-	-	-	-	-
2011-12	Boston College	Hockey East	13	1	0	1	6	-	-	-	-	-
2012-13	Boston College	Hockey East	38	5	6	11	14	-	-	-	-	-
2013-14 (a)	Boston College	Hockey East	40	15	15	30	30	-	-	-	-	-
2014-15	Carolina	NHL	7	0	0	0	4	-	-	-	-	-
	Charlotte	AHL	60	2	8	10	34	-	-	-	-	-
2015-16	Carolina	NHL	7	1	1	2	4	-	-	-	-	-
	Charlotte	AHL	70	13	12	25	29	-	-	-	-	-
Hurricanes/NHL Totals (2 Seasons)			14	1	1	2	8	-	-	-	-	-

(a) April 12, 2014--Signed by the Carolina Hurricanes as a free agent.

2015-16 SEASON


Completed his second professional season, appearing in seven NHL games with Carolina... Also skated in 70 games on the American Hockey League (AHL) level for Charlotte, posting 25 points (13g, 12a)... Was recalled from Charlotte (AHL) on 3/25... Registered two hits and had one takeaway vs. NYI (3/26)... Blocked two

shots and registered two hits vs. NJ (3/27)... Tallied his first NHL/Hurricanes point with a goal in the first period and later added his first career assist vs. NYR (3/31)...
Multi-point games: 1 (3/31 vs. NYR: 1g, 1a).

CAREER

Is in his third professional season... Signed with the Hurricanes as an undrafted free agent on 4/12/14... Completed his collegiate career at Boston College (Hockey East) with 21 goals and 22 assists (43 points) in 120 games... During his time at Boston College, his team totaled 112 victories, one NCAA championship (2012), three Hockey East regular-season titles and two Hockey East tournament championships... Was a member of the Hockey East All-Academic team each of his four seasons... His father, Doug Brown, played 15 seasons in the NHL, capturing the Stanley Cup with the Detroit Red Wings in 1997 and 1998... Patrick's middle name is Wellington, after his grandfather Wellington Mara, former owner of the NFL's New York Giants... **2009-10:** Registered a team-high 48 points (23g, 25a) in 30 games for Bloomfield Hills Cranbrook-Kingswood (MI), serving as co-captain... Helped guide the team to the 2010 Michigan High School Athletic Association Division III State Championship, its second straight state title... Earned Michigan Interscholastic Hockey League co-Most Valuable Player honors, tallying a league-best 20 points in conference contests... Was named to the Michigan High School Hockey Coaches Association (MHSCHA) All-State first-team for the second consecutive season... Also named to the MHSCHA Dream Team... **2010-11:** Completed his freshman season at Boston College, earning his first college point vs. Maine (11/19)... **2011-12:** Netted one goal in 13 games during his second year at Boston College... Scored his first collegiate goal in the Eagles' 5-2 win vs. Michigan State (10/7)... It was also Boston College's first goal of the season... **2012-13:** Played in all 38 games during his junior season at Boston College, totaling 11 points (5g, 6a) and winning 53% of his faceoffs... Netted the game-winning goal at 16:23 of the third period vs. Massachusetts (11/14)... Found the net in

Boston College's 6-3 victory in the Beanpot championship game vs. Northeastern (2/11)... Scored the game winner in the Eagle's Hockey East Quarterfinal victory vs. Vermont (3/16)... **2013-14:** Completed his senior season at Boston College, ranking third among Eagles in goals (15) and fourth in points (30) in 40 games played... Served as the team's captain... Was also third on the team in game-winning goals (4)... Shared the John "Snooks" Kelley Memorial Award as the individual who best typifies Boston College hockey with Bill Arnold... Netted his first career short-handed goal and logged his first career multi-point game with an assist against Wisconsin (10/18)... Scored his first career power play goal for the game-winning tally against Providence (1/10), his 100th-career collegiate game... Netted the game-winning goal and added an insurance tally late to clinch the 62nd annual Beanpot Tournament against Northeastern (2/10)... That game-winning goal was selected as ESPN SportsCenter's No. 1 play on its Top 10 plays list that evening... Scored a pair of goals at Vermont (2/14), including the game-winning tally... Was selected as the Hockey East Player of the Week on 2/17... Scored in Boston College's NCAA Frozen Four semifinal game against Union (4/10), as the Eagles ultimately fell to Union 5-4 to end their season... **2014-15:** Completed his first professional season, appearing in seven NHL games with the Hurricanes... Also skated in 60 American Hockey League (AHL) games with Charlotte, totaling 10 points (2g, 8a)... Made the Hurricanes roster out of training camp... Made his NHL/Hurricanes debut and was (+1) vs. NYI (10/10)... Assigned to Charlotte (10/17)... Made his AHL debut for Charlotte vs. Grand Rapids (10/17)... Earned his first professional point with an assist for Charlotte vs. Hamilton (11/2)... Netted his first professional goal vs. Texas (1/4).



TREVOR CARRICK 46



Defenseman • Shoots Left
6'2" • 186 lbs.
7/4/94 • Stouffville, Ont.

Acquired: 2012 NHL Draft
2015-16 Teams: Charlotte (AHL), Carolina (NHL)
Drafted: Carolina 2012 (5-115-4)

HIGHLIGHTS

NHL FIRSTS:

Game: 3/15/16; 2-1 L at WSH
Point: None
Goal: None

NHL HIGHS:

Goals: None
Assists: None
Points: None
Penalty Min: None

NHL STREAKS:

Goal Streak: None
Assist Streak: None
Point Streak: None

CAREER STATS

YEAR	TEAM	LEAGUE	REGULAR SEASON					PLAYOFFS				
			GP	G	A	TP	PIM	GP	G	A	TP	PIM
2010-11	Stouffville	OJHL	40	6	13	19	44	19	2	11	13	10
2011-12 (a)	Mississauga	OHL	68	6	13	19	64	6	1	0	1	7
2012-13	Mississauga	OHL	56	10	21	31	56	6	0	2	2	11
2013-14 (b)	Mississauga	OHL	41	16	15	31	65	—	—	—	—	—
	Sudbury	OHL	29	6	14	20	52	5	1	2	3	10
2014-15	Charlotte	AHL	76	7	25	32	94	—	—	—	—	—
2015-16	Charlotte	AHL	70	9	33	42	51	—	—	—	—	—
	Carolina	NHL	2	0	0	0	0	—	—	—	—	—
Hurricanes/NHL Totals (1 season)			2	0	0	0	0	—	—	—	—	—

(a) June 23, 2012—Selected by the Carolina Hurricanes in the 2012 NHL Draft. Fifth Hurricanes pick, 115th overall, fourth round.
(b) Dec. 18, 2013—Signed a three-year, entry-level contract with the Carolina Hurricanes.

2015-16 SEASON

Appeared in his first NHL season with Carolina, appearing in two games on the NHL level... Spent the majority of the season with the Charlotte Checkers (AHL)... Played 70 games for Charlotte (AHL) and led Checkers defensemen in points (42), goals (9) and assists (33)... Was tied for eighth among AHL defensemen in scoring... Ranked first among all Checkers (AHL) skaters in assists

(33)... Had a three-game point streak with the Checkers (AHL) from 2/19-2/21 (0g, 4a)... Made his NHL/Hurricanes debut at WSH (3/15)... Was reassigned to Charlotte (AHL) on 3/17 but was recalled the next day... Recorded a team-high three takeaways and blocked a shot in 16:45 of ice time at MIN (3/19).

CAREER

Is in his third professional season... Completed the 2015-16 season with 74 points (16g, 58a) and 145 penalty minutes in 146 career American Hockey League (AHL) games with Charlotte... Completed his three-year Ontario Hockey League (OHL) career with 101 points (38g, 63a) and 237 penalty minutes in 194 games with Mississauga and Sudbury... Was selected by Carolina in the fourth round of the 2012 NHL Draft and signed to a three-year, entry-level contract on 12/18/13... **2010-11:** Played for his hometown team, Stouffville, prior to beginning his OHL career, earning 19 points (6g, 13a) in 40 games... Was Stouffville's third-leading scorer with 13 points (2g, 11a) in 19 games, as the Spirit reached the OJHL semifinals before falling to eventual champion Wellington... Was selected by Mississauga St. Michael's in the fifth round (85th overall) of the 2010 OHL Priority Draft... **2011-12:** Ranked third among Mississauga defensemen in scoring during his rookie season in the OHL, totaling 19 points (6g, 13a) in 68 games... Was second among Mississauga defensemen in goals (6)... Made his OHL debut at Sudbury (9/23)... Earned his first OHL point with an assist vs. Sault Ste. Marie (10/7)... Scored his first OHL goal vs. Plymouth (10/23)... Had a season-high, five-game point streak from 2/20-3/2 (4g, 2a), including a four-game goal streak (2/24-3/2: 4g, 1a)... Scored one goal in six OHL playoff games as Mississauga fell to Barrie in the opening round... Made his OHL playoff debut at Barrie (3/22) and scored his first playoff goal in Game 4 vs. Barrie (3/27)... **2012-13:** Ranked third among Mississauga defensemen in goals (10), assists (21) and points (31) in 56 games played during his second season with the Steelheads... Had six multi-point efforts, including three-point games vs. Niagara (11/9: 1g, 2a) and at Ottawa (11/13: 2g, 1a)... Earned 11 points (5g, 6a) in 11 games during November... Totaled two assists in six OHL playoff games as the Steelheads fell to Belleville in the opening round... **2013-14:** Ranked second among OHL defensemen in goals

(22) and tied for eighth in points (51), splitting his final season of junior hockey between Mississauga and Sudbury... Was the only player among the top 20 OHL defensemen in scoring who also had more than 100 penalty minutes... Scored two goals and added an assist vs. Sudbury (9/29)... Registered three assists at Sudbury (10/19)... Had his third three-point game of the season with two goals and an assist at Kingston (11/24)... Acquired by Sudbury on 1/9... Scored two goals and added an assist at Niagara (2/16)... Earned his fifth three-point effort of the season with a goal and two assists vs. Guelph (2/28)... Matched his career high with a five-game point streak from 2/23-3/1 (2g, 5a)... Earned three points (1g, 2a) in five OHL playoff games as Sudbury fell to Barrie in the opening round... **2014-15:** Set franchise records for a Checkers rookie defenseman in games played (76), goals (seven), assists (25), points (32), power-play assists (13) and power-play points (14)... His 94 penalty minutes ranked fourth on the team and were the most ever by a Checkers rookie at any position... Ranked third among all Checkers skaters in scoring, led the team in assists and led Charlotte defensemen in goals, assists, points and penalty minutes... Ranked second among AHL rookie defensemen in assists... Led AHL rookie defensemen (t-2nd among all rookies) and the Checkers in power-play assists... Ranked second on the team in power-play points... Recorded his first professional point with an assist in his first AHL game at Milwaukee (10/10)... Dropped the gloves with Colin Campbell for his first professional fight vs. Grand Rapids (10/18)... Recorded his first multi-point game as a professional with three assists vs. Milwaukee (11/29)... Scored his first professional goal vs. San Antonio (12/19)... Became the second Checkers rookie to play every game in a season (Victor Rask - 2013-14) and tied a franchise record with four assists in the Checkers' final game of the season at Grand Rapids (4/18).



MICHAEL LEIGHTON 32



Goaltender • Catches Left
6'3" • 186 lbs.
5/19/81 • Petrolia, Ont.

Acquired: 9/7/16, Signed as a free agent
2015-16 Teams: Chicago (NHL)/Rockford (AHL)
Drafted: Chicago 1999 (5-165-6)

HIGHLIGHTS

NHL FIRSTS:

Game: 1/8/03; 0-0 T vs. PHX
Win: 4/3/03, 6-4 CHI W at STL
Shutout: 1/8/03, 0-0 CHI T vs. PHX

NHL HIGHS:

Saves: 46 (3/17/04, 3-2 CHI L vs. CAR)
Shots Faced: 49 (3/17/04, 3-2 CHI L vs. CAR)
Win Streak: 5 games (2/8/10-3/2/10)
Shutout Sequence: 154:07 (12/27/09-1/1/10)

NHL SHOOTOUTS AND PENALTY SHOTS:

Shutout Stats: 3-1 (3 goals on 10 attempts)
Career Penalty Shots: 4 (2 goals on 4 attempts)

CAREER STATS

YEAR	TEAM	LEAGUE	REGULAR SEASON						PLAYOFFS					
			GP	MIN	GA	SO	GAA	W-L-OT	GP	MIN	GA	SO	GAA	W-L
1998-99 (a)	Windsor	OHL	28	1390	112	0	4.83	4-15-9	3	81	10	0	7.43	0-1
1999-00	Windsor	OHL	42	2272	118	1	3.12	17-17-2	12	617	32	0	3.11	5-6
2000-01	Windsor	OHL	54	3035	138	2	2.73	32-13-5	9	519	27	1	3.12	4-5
2001-02	Norfolk	AHL	52	3114	111	6	2.14	27-16-8	4	238	8	0	2.02	1-2
2002-03	Chicago	NHL	8	447	21	1	2.82	8-2-3	—	—	—	—	—	—
	Norfolk	AHL	36	2184	91	4	2.50	18-13-5	4	240	7	1	1.75	3-1
2003-04	Chicago	NHL	34	1988	99	2	2.99	6-18-8	—	—	—	—	—	—
	Norfolk	AHL	18	1081	33	1	1.83	10-7-1	4	212	2	2	0.57	2-1
2004-05	Norfolk	AHL	41	2319	78	7	2.02	20-16-3	—	—	—	—	—	—
2005-06 (b)	Rochester	AHL	40	2318	124	2	3.21	15-22-1	—	—	—	—	—	—
2006-07 (c,d,e,f)	Portland	AHL	16	962	37	2	2.31	8-6-1	—	—	—	—	—	—
	Nashville	NHL	1	20	2	0	6.00	0-0-0	—	—	—	—	—	—
	Philadelphia	NHL	4	195	12	0	3.69	2-2-0	—	—	—	—	—	—
	Philadelphia	AHL	5	270	7	0	1.56	2-0-2	—	—	—	—	—	—
2007-08 (g)	Carolina	NHL	3	158	7	0	2.66	1-1-0	—	—	—	—	—	—
	Albany	AHL	58	3451	121	7	2.10	28-25-4	7	510	10	2	1.18	3-4
2008-09	Carolina	NHL	19	1029	50	0	2.92	6-7-2	—	—	—	—	—	—
2009-10 (h)	Carolina	NHL	7	350	25	0	4.29	1-4-0	—	—	—	—	—	—
	Philadelphia	NHL	27	1449	60	1	2.48	16-5-2	14	757	31	3	2.46	8-3
2010-11	Philadelphia	NHL	1	60	4	0	4.00	16-5-2	2	70	4	0	3.43	0-1
	Adirondack	AHL	30	1783	66	5	2.22	14-12-3	—	—	—	—	—	—
2011-12	Adirondack	AHL	56	3237	139	2	2.58	28-26-1	—	—	—	—	—	—
2012-13 (i)	Philadelphia	NHL	1	59	5	0	5.08	0-1-0	—	—	—	—	—	—
	Adirondack	AHL	2	119	4	0	2.02	1-1-0	—	—	—	—	—	—
2013-14	Donetsk	KHL	42	2448	71	6	1.74	20-16-0	8	467	20	0	2.57	3-4
2014-15 (j)	Rockford	AHL	42	2391	90	5	2.26	22-13-4	8	440	19	0	2.57	4-3
2015-16 (k)	Chicago	NHL	1	39	1	0	1.54	0-0-0	—	—	—	—	—	—
	Rockford	AHL	46	2585	105	5	2.44	28-8-8	—	—	—	—	—	—
NHL Totals (9 Seasons)			106	5794	286	4	2.96	35-41-14	16	827	35	3	2.54	8-4

(a) June 26, 1999—Selected by Chicago in the 1999 NHL Entry Draft. Fifth Blackhawk pick, 165th overall, sixth round.

(b) Oct. 4, 2005—Acquired by Buffalo from Chicago for Milan Bartovic.

(c) July 13, 2006—Signed by Anaheim as a free agent.

(d) Nov 27, 2006—Claimed on waivers by the Nashville Predators.

(e) Jan. 11, 2006—Claimed on waivers by the Philadelphia Flyers.

(f) Feb. 27, 2007—Claimed on waivers by the Montreal Canadiens.

(g) June 23, 2007—Acquired by Carolina from Montreal for a seventh-round pick in the 2007 NHL Draft.

(h) Dec. 15, 2009—Claimed on waivers by the Philadelphia Flyers.

(i) April. 3, 2013—Acquired by Columbus from Philadelphia with a third-round pick for Steve Mason.

(j) Aug. 18, 2014—Signed by Chicago as a free agent.

(k) Sept. 7, 2016—Signed by Carolina as a free agent.

2015-16 SEASON

Was 28-8-8 with a 2.44 goals-against average and .918 save percentage in 46 games with Rockford, matching his AHL career high in wins... Became the AHL's all-time shutouts leader, surpassing Johnny Bower's six-decades-old record when he earned his 46th career AHL shutout against Lake Erie (3/5)... Became the 13th goaltender in AHL history to earn

200 wins with 5-2 victory at Iowa (11/13)... Backstopped the Central Division to its win at the 2016 AHL All-Star Challenge, his fourth AHL All-Star appearance... Recipient of the AHL's President's Award for his outstanding accomplishments during the season... Made his only NHL appearance vs. DAL (3/22).

CAREER

Is in his 10th NHL season and fourth with Carolina, and entered 2016-17 with a career NHL record of 35-41-14 with a 2.96 goals-against average... **2001-02:** Made his professional debut with Norfolk, earning AHL All-Rookie Team honors... **2002-03:** Made his debut for Chicago, appearing in eight NHL games... Had a shutout in his first NHL game, a 0-0 tie vs. PHX (1/8)... Earned his first NHL win at STL (4/3)... **2003-04:** Led Chicago goaltenders in games played (34)... Was NHL Defensive Player of the Week from 12/22-12/28 (2-1-0, two shutouts)... **2004-05:** Spent the season with Norfolk (AHL), setting a team record with seven shutouts... Was ejected vs. Lowell (12/11) for fighting with Lowell netminder Cam Ward... **2005-06:** Spent the entire season with Buffalo's AHL affiliate in Rochester... **2006-07:** Appeared in five NHL games with Nashville and Philadelphia... **2007-08:** Won the Aldege "Baz" Bastien Memorial Award as the AHL's top goaltender after leading the league

in saves (1,634), save percentage (.931) and shutouts (7)... Also appeared in three games for Carolina... **2008-09:** Spent the entire season in the NHL, serving as backup to Cam Ward... **2009-10:** Started the 2010 Winter Classic vs. BOS (1/1), less than a month after being claimed on waivers by the Flyers... Played in 14 of Philadelphia's 23 playoff games, earning an 8-3 postseason record before the Flyers fell in Game 6 of the Stanley Cup Final to Chicago... **2010-11:** Appeared in just one regular-season NHL game and two playoff games for Philadelphia after having back surgery in October... **2011-12:** Spent the entire season in the AHL with the Phantoms... **2012-13:** Appeared in just three games total, spending most of the year as a backup for Philadelphia and Columbus... **2013-14:** Had a .933 save percentage in 42 games for Donbass in the Kontinental Hockey League (KHL)... **2014-15:** Was 22-13-4 with a 2.26 goals-against average and .920 save percentage for Rockford.



KEEGAN LOWE 45



Defenseman • Shoots Left
6'2" • 195 lbs.
3/29/93 • Greenwich, CT

Acquired: 2011 NHL Entry Draft
2015-16 Team: Charlotte (AHL)
Drafted: Carolina 2011 (3-73-3)

HIGHLIGHTS

NHL FIRSTS:

Game: 4/9/15; 3-1 W at PHI
Point: None
Goal: None

NHL HIGHS:

Goals: None
Assists: None
Points: None
Penalty Min: 10 (4/9/15; 3-1 W at PHI)

NHL STREAKS:

Goal Streak: None
Assist Streak: None
Point Streak: None

CAREER STATS

YEAR	TEAM	LEAGUE	REGULAR SEASON					PLAYOFFS				
			GP	G	A	TP	PIM	GP	G	A	TP	PIM
2008-09	Shattuck U-16	High-MN	55	7	26	33	77	-	-	-	-	-
2009-10	Edmonton	WHL	69	2	12	14	60	-	-	-	-	-
2010-11 (a)	Edmonton	WHL	71	2	22	24	123	4	1	0	1	4
2011-12	Edmonton	WHL	72	3	20	23	139	20	3	4	7	44
2012-13 (b)	Edmonton	WHL	64	15	16	31	148	22	1	7	8	28
2013-14	Charlotte	AHL	63	2	10	12	86	-	-	-	-	-
2014-15	Charlotte	AHL	58	2	9	11	106	-	-	-	-	-
	Carolina	NHL	2	0	0	0	10	-	-	-	-	-
2015-16	Charlotte	AHL	67	3	11	14	75	-	-	-	-	-
Hurricanes/NHL Totals (1 Season)			2	0	0	0	10	-	-	-	-	-

(a) June 25, 2011—Selected by the Carolina Hurricanes in the 2011 NHL Entry Draft. Third Hurricanes pick, 73rd overall, third round.

(b) March 14, 2013—Signed by the Carolina Hurricanes to a three-year, entry-level contract.

2015-16 SEASON

Spent the entire season with Charlotte in the American Hockey League (AHL), totaling 14 points (3g, 11a) and 75 penalty minutes in 67 games... Was fourth among Checkers defensemen in scoring and second in penalty minutes... Had a three-game point streak

from 12/15-12/19 (1g, 2a)... Registered his only multi-point game with a pair of assists and was (+4) vs. Texas (4/1)... Earned an assist and was (+3) vs. Milwaukee (4/9).

CAREER

Is in his fourth professional season... Had appeared in two games on the NHL level with the Hurricanes prior to 2016-17... Was selected by Carolina in the third round (73rd overall) of the 2011 NHL Draft and signed to a three-year, entry-level contract on 3/14/13... Entered the 2016-17 season with 37 points (7g, 30a) in 188 career American Hockey League (AHL) games with Charlotte... Totaled 92 points (22g, 70a) and 470 penalty minutes in 276 career regular-season games with Edmonton in the Western Hockey League (WHL)... Participated in the 2010 NHL Research, Development and Orientation Camp in Toronto... Represented the United States at the 2010 Ivan Hlinka Memorial Tournament, appearing in five games... His father, Kevin, played 19 NHL seasons as a defenseman with the Edmonton Oilers and New York Rangers, and was a six-time Stanley Cup champion and seven-time NHL All-Star... Kevin currently serves as Vice Chair of the Oilers Entertainment Group... Keegan's mother, Karen Percy, was a two-time bronze-medalist in Alpine skiing for Canada at the 1988 Winter Olympics in Calgary... **2007-09:** Played two seasons of prep hockey at Shattuck-St. Mary's prior to beginning his major junior career with Edmonton (WHL)... **2009-10:** Totaled 14 points (2g, 12a) in 69 games during his rookie season with the Oil Kings... Made his WHL debut vs. Calgary (9/19)... Earned his first WHL point with an assist at Kootenay (9/23)... Netted his first WHL goal at Brandon (12/12)... **2010-11:** Was third among Oil Kings defensemen in scoring with 24 points (2g, 22a) in 71 games during his second WHL season... Led all Oil Kings skaters and was ninth among WHL defensemen in plus/minus (+33), despite registering a (-8) rating in September and October... Was second on the team in penalty minutes (123) and sixth in assists (22)... Netted his first goal of the season and added an assist vs. Regina (1/8)... Had a four-game point streak from 1/8-1/15 (1g, 4a)... Had multi-assist games vs. Prince George (2/8) and vs. Calgary (2/28)... Scored one goal in four playoff games as Edmonton was swept by Red Deer in the first round... **2011-12:** Had 23 points (3g, 20a) and a plus-17 rating in 72 games for Edmonton, helping the Oil Kings win 50 games and capture the regular season conference title... Led the team in penalty minutes (139)... Played in all 20 of the Oil Kings' 2012 playoff games, totaling seven points (3g, 4a) and 44 penalty minutes... Edmonton finished the regular season on an 11-game winning streak, and

carried the streak through its first 14 playoff games, ultimately topping Portland in seven games to win the 2012 WHL championship... Scored the game-winning goal in Game 2 vs. Kootenay (3/25)... Scored one goal in four games during the 2012 Memorial Cup, as Edmonton beat host and eventual champion Shawinigan before dropping three consecutive games... **2012-13:** Set WHL career highs in goals (15), points (31) and penalty minutes (148) in 64 games with the Oil Kings... Was named to the WHL East Second All-Star Team... Led the team and ranked second among WHL defensemen and sixth among WHL skaters in penalty minutes (148)... Was tied for first among Oil Kings skaters and was tied for eighth among WHL blueliners in plus/minus (+38)... Led Edmonton defensemen and was tied for ninth among WHL defensemen in goals (15)... Had a Gordie Howe hat trick (goal, assist, fight) in the season opener vs. Kootenay (9/20)... Earned four multi-assist games... Had his first career multi-goal game with a pair of tallies vs. Brandon (12/31)... Registered a four-game point streak from 1/17-1/22 (0g, 4a)... Totaled one goal and seven assists (8 points) and was plus-10 in 22 playoff games as Edmonton advanced to the WHL Final before falling to Portland in six games... **2013-14:** Completed his first professional season with Charlotte (AHL), ranking fourth on the team with 86 penalty minutes, the highest-ever total for a Checkers rookie... Made his professional debut in Charlotte's first game of the season at Oklahoma City (10/4)... Picked up a game-high nine penalty minutes, including his first fight, in his second professional game at Oklahoma City (10/5)... Recorded his first professional point with an assist vs. Iowa (10/19)... Notched his first multi-point game with a pair of assists at Rockford (10/31)... Scored his first professional goal vs. Rockford (11/24)... **2014-15:** Made his NHL debut, skating in two games on the NHL level... Had 11 points (2g, 9a) and 106 penalty minutes in 58 games on the AHL level for Charlotte... Had an AHL-career-high 20 penalty minutes at Oklahoma City (11/21)... Named first star vs. Iowa (2/19) after earning a career-high three points with a goal and two assists... Received first NHL recall on 4/8... Made his NHL debut at PHI (4/9), sparring twice with Vincent Lecavalier... Became the first player in franchise history to be assessed two fighting majors in his debut and the first NHL player since Chicago's David Koci on 3/10/07.



BROCK MCGINN 23



Left Wing • Shoots Left
6'0" • 185 lbs.
2/2/94 • Fergus, Ont.

Acquired: 2012 NHL Draft
2015-16 Teams: Carolina (NHL), Charlotte (AHL)
Drafted: Carolina 2012 (2-47-2)

HIGHLIGHTS

NHL FIRSTS:

Game: 10/16/15; 5-3 W at DET
Point: 10/16/15, 5-3 W at DET (goal)
Goal: 10/16/15, 5-3 W at DET (Howard)

NHL HIGHS:

Goals: 1-3x (Last: 1/14/16; 4-1 W at STL)
Assists: 1 (10/16/15; 5-3 W at DET)
Points: 2 (10/16/15; 5-3 W at DET)
Penalty Min: 2-5x (Last: 1/14/16; 4-1 W at STL)

NHL STREAKS:

Goal Streak: None
Assist Streak: None
Point Streak: None

CAREER STATS

YEAR	TEAM	LEAGUE	REGULAR SEASON					PLAYOFFS				
			GP	G	A	TP	PIM	GP	G	A	TP	PIM
2010-11	Guelph	OHL	68	10	4	14	38	6	0	0	0	2
2011-12 (a)	Guelph	OHL	33	12	7	19	25	6	1	1	2	8
2012-13 (b)	Guelph	OHL	68	28	26	54	71	3	2	2	4	11
	Charlotte	AHL	4	0	0	0	0	2	0	0	0	2
2013-14	Guelph	OHL	58	43	42	85	45	12	6	6	12	21
2014-15	Charlotte	AHL	73	15	12	27	38	—	—	—	—	—
2015-16	Carolina	NHL	21	3	1	4	10	—	—	—	—	—
	Charlotte	AHL	48	19	16	35	29	—	—	—	—	—
Hurricanes/NHL Totals (1 season)			21	3	1	4	10	—	—	—	—	—

(a) June 23, 2012—Selected by the Carolina Hurricanes in the 2012 NHL Draft. Second Hurricanes pick, 47th overall, second round.
(b) April 3, 2013—Signed a three-year, entry-level contract with the Carolina Hurricanes.

2015-16 SEASON

Appeared in his first NHL season with the Hurricanes, skating in 21 games on the NHL level... Spent the majority of the season with the Charlotte Checkers (AHL), and established AHL career highs in goals (19), assists (16) and points (35) in 48 games... Made NHL/Hurricanes debut at DET (10/16), netting first career NHL/Hurricanes point with a goal 0:55 into the first period, and adding his first career assist... Registered his first NHL penalty with two PIM in 13:38 of ice time at WSH

(10/17)... Scored his second NHL goal of the season at NYI (10/29)... Registered three hits and recorded two shots on goal vs. OTT (11/7)... Netted one goal and had three shots on goal at STL (1/14)... Posted a three-game point streak with the Charlotte Checkers (AHL) from 4/9-4/15 (4g, 2a)... Was a healthy extra for: 1 game (1/6)... **Multi-point games:** 1 (10/16 at DET: 1g, 1a).

CAREER

Selected by the Hurricanes in the second round (47th overall) of the 2012 NHL Draft and signed a three-year, entry-level contract with Carolina on 4/3/13... Completed his junior hockey career with 172 points (93g, 79a) and 179 penalty minutes in 227 games with Guelph in the Ontario Hockey League (OHL)... Is the younger brother of Arizona Coyotes forward Jamie McGinn and Tampa Bay Lightning forward Tye McGinn... Was coached by former Carolina forward Scott Walker in Guelph... Played for the Guelph Junior Storm prior to beginning his OHL career in 2010-11... **2010-11:** Had 14 points (10g, 4a) and 38 penalty minutes during his rookie OHL season... Made his OHL debut vs. Owen Sound (9/24)... Earned his first OHL point with an assist vs. Sault Ste. Marie (10/17)... Scored his first OHL goal at Erie (11/10/10)... **2011-12:** Completed his second season of major junior hockey, notching 12 goals and earning seven assists (19 points) in 33 games with Guelph (OHL)... Selected as an alternate captain for the Storm prior to the season... Earned his first point of the season with an assist in the opener at Windsor (9/22)... Earned a pair of assists at Sudbury (10/28)... Had goals in three consecutive games from 10/29-11/5... Netted a pair of goals including the game-winner at Erie (11/19)... Scored a goal and added an assist at Mississauga (11/27)... Missed more than two months of action after suffering a wrist injury in December... Returned to action at Erie (2/29)... Scored two power-play goals and had an assist at Erie (3/11)... Had two points (1g, 1a) in six OHL playoff games as Guelph fell to Plymouth in the opening round... **2012-13:** Ranked second among Storm skaters in goals (28) and fourth in points (54), registering a plus-7 plus/minus rating in 68 games... Had 12 multi-point games... Scored a goal and earned two assists vs. Erie (11/23)... Netted a pair of goals and was (+3) at Erie (12/28)... Had a six-game, goal-scoring streak from 1/13-1/26 (8g), including multi-goal efforts at Peterborough (1/17) and vs. Owen Sound (1/25)... Earned his first career hat trick with three goals including the shorthanded game-winner vs. Niagara (2/22)... Had points in each of his three playoff games, including a two-goal effort on 3/29, as Guelph was eliminated by Kitchener... **2013-14:** Ranked seventh in the OHL in goals (43) and tied for 17th in points (85) during his final season of junior hockey with Guelph... Finished second among Western Conference skaters in four categories

of the annual Coaches Poll: smartest player, hardest worker, best body checker and best shootout scorer... Began the season with a 23-game point streak (9/20-11/19: 20g, 20a), the second-longest point streak in the OHL for the season... Had nine multi-goal games, including three hat tricks: 10/13 at Kingston, 10/22 at Kitchener and 3/12 vs. Kitchener... Had seven multi-assist games, including a career-high four assists vs. Sarnia (3/14)... Earned at least one point in 50 of his 58 games played, including multiple points in 20 games... Was named OHL Player of the Week after totaling eight points (5g, 3a) in three games from 10/21-10/27... Scored two goals and added three assists for a career-high, five-point game at Mississauga (11/19), the final game of his season-opening point streak... Totaled 12 points (6g, 6a) in 12 OHL playoff games as Guelph captured the OHL championship... Served an eight-game suspension as a result of a checking-to-the-head incident in Game 3 at Plymouth (3/25)... Finished the OHL playoffs on a six-game point streak (4/25-5/9: 3g, 4a)... Scored one goal and added four assists (5 points) during the Memorial Cup in London, Ont., as Guelph advanced to the championship game before falling to Edmonton... **2014-15:** Completed his first full professional season with Charlotte (AHL), ranking third on the team and first among rookies with 15 goals... Was sixth on the team with 27 points and tied for fourth with three power-play goals... Scored on two of three shootout attempts... Recorded his first professional point with an assist at Chicago (10/12)... Dropped the gloves with Andreas Athanasiou for his first pro fight vs. Grand Rapids (10/18)... Scored his first professional goal in a 5-1 win at Iowa (10/24)... Missed the 11/2 game vs. Hamilton as the result of a checking to the head suspension earned 10/31 vs. Hamilton... Recorded a career-high three points (2g, 1a), including his first multi-goal outing and first power-play goal, at Oklahoma City (11/21)... Had his second multi-goal game of the season by striking twice vs. Iowa (12/18)... Extended his goal/point streak to a career-best four games (5g, 1a) with a power-play tally at Toronto (2/22)... Scored with 3:39 remaining in regulation to record his first career game-winning goal and the Checkers' last-ever goal at Time Warner Cable Arena vs. Rockford (4/12).



ANDREW MILLER 72



Center/Right Wing • Shoots Right
5'10" • 181 lbs.
9/18/88 • Bloomfield Hills, MI

Acquired: 7/1/16, Signed as a free agent
2015-16 Teams: Edmonton (NHL), Bakersfield/Charlotte (AHL)
Drafted: Undrafted

HIGHLIGHTS

NHL FIRSTS:

Game: 3/18/15; 4-3 EDM SOL vs. CBJ
Point: 3/25/15, 4-3 EDM L vs. COL (assist)
Goal: 3/27/15, 4-0 EDM W vs. DAL (Lehtonen)

NHL HIGHS:

Goals: 1 (3/27/15, 4-0 EDM W vs. DAL)
Assists: 3 (3/30/15; 4-1 EDM W at COL)
Points: 3 (3/30/15; 4-1 EDM W at COL)
Penalty Min: None

NHL STREAKS:

Goal Streak: None
Assist Streak: None
Point Streak: 3 games (3/25/15-3/30/15: 1g, 5a)

CAREER STATS

YEAR	TEAM	LEAGUE	REGULAR SEASON					PLAYOFFS				
			GP	G	A	TP	PIM	GP	G	A	TP	PIM
2007-08	Chicago	USHL	59	14	27	41	28	-	-	-	-	-
2008-09	Chicago	USHL	58	32	50	82	76	-	-	-	-	-
2009-10	Yale	ECAC	34	5	29	34	12	-	-	-	-	-
2010-11	Yale	ECAC	36	12	33	45	18	-	-	-	-	-
2011-12	Yale	ECAC	34	7	29	36	8	-	-	-	-	-
2012-13 (a)	Yale	ECAC	37	18	23	41	15	-	-	-	-	-
2013-14	Oklahoma City	AHL	52	8	26	34	14	3	0	0	0	4
2014-15	Oklahoma City	AHL	63	27	33	60	16	10	3	3	6	8
	Edmonton	NHL	9	1	5	6	0	-	-	-	-	-
2015-16 (b)	Edmonton	NHL	6	0	0	0	0	-	-	-	-	-
	Bakersfield	AHL	44	15	24	39	18	-	-	-	-	-
	Charlotte	AHL	11	3	3	6	0	-	-	-	-	-
NHL Totals (2 Seasons)			15	1	5	6	0	-	-	-	-	-

(a) April 17, 2013—Signed by the Edmonton Oilers as a free agent.
(b) July 1, 2016—Signed by the Carolina Hurricanes as a free agent.

2015-16 SEASON

Appeared in his second NHL season with Edmonton, skating in six games on the NHL level... Spent the majority of the season in the American Hockey League (AHL), splitting the year between Bakersfield and Charlotte... Scored 18 goals and added 27 assists (45 points) in 55 AHL games... Recorded first AHL multi-point game of the season with a pair of helpers vs. San Jose (10/17)... Recalled by Edmonton and made NHL season debut vs. DET (10/21)... Notched an AHL season-best three points (2g, 1a) at Stockton (11/27)... Earned his second three-point effort of the season vs. San Diego (12/27)... Recorded assists in four consecutive games (1g, 4a) from 1/9-1/18...

Registered his third three-point game of the season vs. Stockton (2/9)... Matched his season-long with assists in four consecutive games from 2/9-2/14... Recorded a season-long, five-game point streak from 2/9-2/19 (3g, 7a)... Loaned to Charlotte at AHL deadline... Scored a goal in his Checkers debut vs. Chicago (3/8)... Netted the game-winner vs. Rockford (3/13)... Missed eight games due to injury, returning at Lake Erie (4/14)... Earned an assist in the season finale at Lake Erie (4/15).

CAREER

Is in his fourth professional season... Had appeared in 15 career NHL games with Edmonton prior to the 2016-17 season, totaling six points (1g, 5a)... Had 139 points (53g, 86a) in 170 career regular-season AHL games with Oklahoma City, Bakersfield and Charlotte entering 2016-17... Originally signed by Edmonton as an undrafted free agent on 4/17/13... Completed his collegiate career with 156 points (42g, 114a) in 141 games at Yale, winning an NCAA championship in 2013... **2007-08:** Played his rookie season with Chicago of the United States Hockey League (USHL), totaling 41 points (14g, 27a) in 59 games played... **2008-09:** Led all USHL skaters in scoring with 82 points (32g, 50a) in 58 games for Chicago... Was named the USHL's Player of the Year and Forward of the Year and was selected First-Team All-USHL... **2009-10:** Ranked tied for first among Yale skaters in assists (29) during his freshman season, totaling 34 points in 34 games... **2010-11:** Named to the ECAC First All-Star Team after totaling 45 points (12g, 33a) in 36 games... Ranked second among Bulldogs skaters in scoring... **2011-12:** Ranked second among Yale skaters with 36 points (7g, 29a) in 34 games during his

junior season... **2012-13:** Served as team captain for Yale, leading the Bulldogs to the 2013 NCAA championship... Was named Ivy League Player of the Year and selected to the ECAC First All-Star Team, totaling 41 points (18g, 23a) in 37 games... Earned All-Tournament Team honors and was named NCAA Tournament MVP... **2013-14:** Completed his first professional season in the AHL, leading Oklahoma City rookies in scoring with 34 points (8g, 26a) in 52 games... Ranked fifth on the team in assists and sixth in points... Made his professional debut vs. Charlotte (10/5)... Registered a career-high three assists in his third game... Scored his first professional goal vs. Texas (10/15)... **2014-15:** Appeared in his first NHL season, totaling six points (1g, 5a) in nine games for Edmonton... Also appeared in 63 AHL games for Oklahoma City, leading the Barons in goals (27) and points (60)... Ranked tied for 10th in the AHL in goals... Made his NHL debut vs. CBJ (3/18)... Became the first player in Oilers franchise history to score his first NHL goal on a penalty shot, beating Kari Lehtonen vs. DAL (3/27)... Set NHL career highs for assists (3) and points (3) in a game at COL (3/30).



DEREK RYAN 33



Center • Shoots Right
5'10" • 170 lbs.
12/29/86 • Spokane, WA

Acquired: 6/15/15, Signed as a free agent
2015-16 Teams: Charlotte (AHL), Carolina (NHL)
Drafted: Undrafted

HIGHLIGHTS

NHL FIRSTS:

Game: 3/1/16; 3-1 W at NJ
Point: 3/1/16; 3-1 W at NJ (goal)
Goal: 3/1/16; 3-1 W at NJ (Schneider)

NHL HIGHS:

Goals: 1-2x (Last: 3/29/16; 2-1 SOL at NYI)
Assists: None
Points: 1-2x (Last: 3/29/16; 2-1 SOL at NYI)
Penalty Min: 2 (3/5/16; 4-3 OTL at TB)

NHL STREAKS:

Goal Streak: None
Assist Streak: None
Point Streak: None

CAREER STATS

YEAR	TEAM	LEAGUE	REGULAR SEASON					PLAYOFFS				
			GP	G	A	TP	PIM	GP	G	A	TP	PIM
2003-04	Spokane	WHL	1	1	0	1	0	4	1	0	1	0
2004-05	Spokane	WHL	71	14	32	46	39	—	—	—	—	—
2005-06	Spokane	WHL	72	24	37	61	50	—	—	—	—	—
2006-07	Spokane	WHL	72	28	31	59	50	6	3	2	5	8
	Kalamazoo	UHL	3	0	2	2	0	13	4	1	5	8
2007-08	U. of Alberta	CIS	28	11	14	25	20	—	—	—	—	—
2008-09	U. of Alberta	CIS	25	16	19	35	16	—	—	—	—	—
2009-10	U. of Alberta	CIS	28	14	25	39	30	—	—	—	—	—
2010-11	U. of Alberta	CIS	28	17	30	47	18	—	—	—	—	—
2011-12	Szekesfehervar	Austria	50	25	24	49	20	6	1	3	4	6
2012-13	Villach	Austria	54	27	39	66	22	7	3	8	11	6
2013-14	Villach	Austria	54	38	46	84	50	—	—	—	—	—
2014-15	Orebro	Sweden	55	15	45	60	18	6	0	1	1	2
2015-16 (a)	Charlotte	AHL	70	23	32	55	24	—	—	—	—	—
	Carolina	NHL	6	2	0	2	2	—	—	—	—	—
Hurricanes/NHL Totals (1 Season)			6	2	0	2	2	—	—	—	—	—

(a) June 15, 2015—Signed by the Carolina Hurricanes as a free agent.

2015-16 SEASON

Appeared in his first NHL season with the Hurricanes, skating in six games on the NHL level and recording two goals... Spent the majority of the season with the Charlotte Checkers (AHL), totaling a team-high 55 points (23g, 32a)... Was tied for 19th in the AHL in scoring... Also led all Checkers in goals (23) and was tied for first on the team in assists (32)... Made his NHL/Hurricanes debut at NJ (3/1), beating Cory Schneider for his first NHL goal and winning 12 of 19 faceoffs... Had a seven-

game point streak in the AHL from 3/19-4/2 (5g, 7a)... Recalled to Carolina for the second time on 3/19... Netted his second career NHL goal at NYI (3/29)... Won all three faceoffs taken in 7:36 of ice time before leaving the game due to upper body injury vs. MTL (4/7)... Missed the remainder of the NHL and AHL seasons with the injury... NHL games missed due to injury: 1 (Upper-body: 4/9).

CAREER

Is in his second full season of professional hockey in North America... Signed a one-year contract with the Hurricanes as a free agent on 6/15/15... **2003-04:** Made his WHL debut with Spokane, scoring a goal in his lone game played... **2004-05:** Notched 14 goals and 32 assists (46 points) in 71 games during his first full WHL season with Spokane... **2005-06:** Established WHL career highs in assists (37) and points (61), playing under current Hurricanes Head Coach Bill Peters... **2006-07:** Netted a WHL-career-high 28 goals in 72 regular-season games for Spokane... Completed his junior hockey career 67 goals and 100 assists (167 points) in 216 career regular-season games... Made his professional debut with the Kalamazoo Wings of the United Hockey League (UHL) after his junior season ended, recording two assists in three regular season games and five points (3g, 2a) in 13 playoff games... Helped Kalamazoo reach the Colonial Cup Final... **2007-08:** Completed his freshman season at the University of Alberta, helping the Golden Bears capture the CWUAA conference title and a CIS National Championship... **2008-09:** Led the University of Alberta in goals (16) during his sophomore season, tallying 35 points in 25 games as the Golden Bears won their second consecutive conference championship... **2009-10:** Notched 39 points (14g, 25a) in 28 games during his

junior season for Alberta, as the Bears again won the CWUAA title... **2010-11:** Led the CWUAA in scoring with 47 points (17g, 30a) in 28 games, as the University of Alberta won that conference championship for the fourth consecutive season... Completed his CIS career with 146 points (58g, 88a) in 109 games... **2011-12:** Completed his first season in the Austrian League (Erste Bank Eishockey Liga), ranking second among Szekesfehervar skaters in goals (25) and tied for third in points (49)... **2012-13:** Ranked second in the Austrian League in scoring with 66 points in 54 games for Villach... Led Villach in goals (27) and points during the regular season and was first on the team in 2013 playoff scoring with 11 points (3g, 8a) in seven games... **2013-14:** Was tied for the first in the Austrian League in goals (38) and ranked third in points (84) in 54 games for Villach... Set Austrian League career highs in goals, assists (46), points and penalty minutes (50)... **2014-15:** Totaled 15 goals and 45 assists (60 points) in 55 games for Orebro of the Swedish Hockey League (SHL)... Was named the SHL's Forward of the Year and Most Valuable Player... Led Orebro in assists and points and was tied for the team lead in plus/minus (+18)... Had one assist in six playoff games as Orebro fell to Vaxjo in the opening round.



BRODY SUTTER 48



Center • Shoots Right
6'5" • 203 lbs.
9/26/91 • Viking, Alb.

Acquired: 2011 NHL Entry Draft
2015-16 Teams: Charlotte (AHL), Carolina (NHL)
Drafted: Carolina 2011 (6-193-7)

HIGHLIGHTS

NHL FIRSTS:

Game: 10/16/14; 2-1 SO L at NYR
Point: None
Goal: None

NHL HIGHS:

Goals: None
Assists: None
Points: None
Penalty Min: None

NHL STREAKS:

Goal Streak: None
Assist Streak: None
Point Streak: None

CAREER STATS

YEAR	TEAM	LEAGUE	REGULAR SEASON					PLAYOFFS				
			GP	G	A	TP	PIM	GP	G	A	TP	PIM
2008-09	Saskatoon	WHL	18	0	2	2	4	-	-	-	-	-
	Lethbridge	WHL	30	4	3	7	7	10	0	0	0	2
2009-10	Lethbridge	WHL	72	5	9	14	42	-	-	-	-	-
2010-11 (a)	Lethbridge	WHL	46	18	24	42	35	-	-	-	-	-
2011-12	Lethbridge	WHL	65	30	30	60	49	-	-	-	-	-
	Charlotte	AHL	4	1	0	1	0	-	-	-	-	-
2012-13	Florida	ECHL	37	8	8	16	13	-	-	-	-	-
	Charlotte	AHL	23	3	2	5	13	5	2	3	5	2
2013-14	Charlotte	AHL	69	8	20	28	29	-	-	-	-	-
2014-15	Charlotte	AHL	45	12	13	25	17	-	-	-	-	-
	Carolina	NHL	4	0	0	0	0	-	-	-	-	-
2015-16	Charlotte	AHL	70	13	11	24	37	-	-	-	-	-
	Carolina	NHL	8	0	0	0	0	-	-	-	-	-
Hurricanes/NHL Totals (2 Seasons)			12	0	0	0	0	-	-	-	-	-

(a) June 25, 2011—Selected by the Carolina Hurricanes in the 2011 NHL Entry Draft. Sixth Hurricanes pick, 193rd overall, seventh round.

2015-16 SEASON

Appeared in his second NHL season with the Hurricanes, skating in eight games on the NHL level... Spent the majority of the season with the Charlotte Checkers (AHL)... Posted 24 points (13g, 11a) in 70 games played with Charlotte... Registered a four-game point streak for the Checkers (AHL) from 2/8-2/13 (2g, 2a)... Was recalled from

Charlotte (AHL) on 3/12... Registered three hits, had one takeaway and was (even) with 10:16 of ice time at WSH (3/15)... Credited with four hits at PIT (3/17)... Registered a team-high four hits vs. NYI (3/26)... Won five of seven faceoffs vs. NJ (3/27)... Won four of five faceoffs and registered three hits vs. CBJ (4/2).

CAREER

Is in his fifth full professional season... Selected by the Hurricanes in the seventh round of the 2011 NHL Entry Draft... Had 83 points (37g, 46a) in 211 career regular-season AHL games at the end of the 2015-16 season... Completed his junior career with 125 points (57g, 68a) and 137 penalty minutes in 231 career Western Hockey League (WHL) games with Saskatoon and Lethbridge... Is the son of former NHL player, coach and general manager and current Edmonton Oilers scout Duane Sutter... **2008-09:** Began his WHL career with Saskatoon in 2008, before being traded to Lethbridge... Totaled nine points (4g, 5a) in 48 total games during his rookie campaign... Made his WHL debut for Saskatoon vs. Portland (10/22)... Earned his first WHL point with an assist vs. Swift Current (11/6)... Made his debut for Lethbridge vs. Prince Albert (1/9)... Netted his first WHL goal vs. Vancouver (1/10)... Appeared in 10 of Lethbridge's playoff games as the Hurricanes fell to Calgary in the second round... **2009-10:** Skated in a career-high 72 games and earned 14 points (5g, 9a) with Lethbridge during his second WHL season... Registered his first multi-point game with a goal and an assist vs. Swift Current (11/7)... **2010-11:** Ranked fourth among Lethbridge skaters in assists (24) and points (42) and tied for fourth in goals (18) despite being limited to 46 games due to injuries... Attended the Florida Panthers' training camp as a free agent... Earned three assists vs. Moose Jaw (12/7), the start of a four-game assist streak (12/7-12/15: 1g, 6a)... Had his second three-point game of the season with a goal and two assists vs. Swift Current (1/1)... Earned his second three-assist game of the season at Medicine Hat (1/18)... Netted two goals and added an assist at Brandon (1/21)... Scored a pair of goals vs. Kamloops (2/23), part of a three-game goal streak from 2/21-2/25 (4g, 1a)... **2011-12:** Served as team captain for Lethbridge during his final junior season... Led the team in goals (30) and points (60), both of which were career highs... Was named the team's most sportsmanlike player, won the Hurricanes' community relations

award and was voted "fan favorite" in an online poll... Had 16 multi-point efforts for Lethbridge, including five multi-goal games... Netted a pair of goals, including the game-winner, and had an assist vs. Red Deer (11/29)... Had a five-game point streak from 1/2-1/13 (2g, 4a)... Notched a four-point game with two goals and two assists at Kelowna (1/20)... Joined Charlotte (AHL) on an amateur tryout after his junior season, scoring one goal in four games... Made his professional debut vs. Milwaukee (4/3)... Scored his first professional goal, the game-winner, at Rockford (4/10)... **2012-13:** Split his first full professional season between Florida (ECHL) and Charlotte (AHL), earning five points (3g, 2a) in 23 AHL games... Had 16 points (8g, 8a) in 37 ECHL games... Picked up his first pro assist for Florida (ECHL) vs. Elmira (11/7)... Dropped the gloves for his first professional fight at Colorado (11/24)... Recorded his first career AHL assist vs. Oklahoma City (3/4)... Ranked second among Checkers in 2013 playoff scoring with five points (2g, 3a) in five games... Scored two goals, including the OT winner, in his first AHL playoff game at Oklahoma City (4/26)... **2013-14:** Played 69 AHL games with Charlotte, setting career bests in assists (20) and points (28)... Was tied for fourth among Checkers with three game-winning goals... Scored on two of the first four shootout attempts of his career, including one game winner... Opened the season by scoring the game-winning goal with 5:16 remaining in regulation at Oklahoma City (10/4)... Had his first career regular-season, multi-point game (1g, 1a) at Chicago (10/27)... **2014-15:** Appeared in his first NHL season with Carolina, skating in four games on the NHL level... Spent the majority of the season with the Charlotte Checkers (AHL), establishing a new career high with 12 goals... Ranked seventh among Charlotte skaters with 25 points (12g, 13a) in 45 games... Made his NHL/Hurricanes debut at NYR (10/16)... Missed 26 consecutive games from 11/6-1/3 with a lower-body injury... Had three points (2g, 1a) at Iowa (3/21).



MATT TENNYSON 26



Defenseman • Shoots Right
6'2" • 205 lbs.
4/23/90 • Minneapolis, MN

Acquired: 7/3/16, Signed as a free agent
2015-16 Teams: San Jose (AHL), San Jose (NHL)
Drafted: Undrafted

HIGHLIGHTS

NHL FIRSTS:

Game: 4/1/13; 3-2 SJ W vs. VAN
Point: 4/1/13; 3-2 SJ W vs. VAN (assist)
Goal: 12/18/14; 4-3 SJ W vs. EDM (Scrivens)

NHL HIGHS:

Goals: 1-3x (Last: 12/5/15; 4-3 SJ L vs. TB)
Assists: 1-11x (Last: 2/13/16; 4-1 SJ W vs. ARI)
Points: 1-14x (Last: 2/13/16; 4-1 SJ W vs. ARI)
Penalty Min: 4 (4/24/13; 2-1 SJ L at PHX)

NHL STREAKS:

Goal Streak: None
Assist Streak: 2-2x (Last: 2/5/15-2/7/15: 2a)
Point Streak: 3 (1/29/15-2/2/15: 1g, 2a)

CAREER STATS

YEAR	TEAM	LEAGUE	REGULAR SEASON					PLAYOFFS				
			GP	G	A	TP	PIM	GP	G	A	TP	PIM
2008-09	Cedar Rapids	USHL	57	4	6	10	80	5	0	0	0	2
2009-10	Western Mich. U.	CCHA	34	2	7	9	30	-	-	-	-	-
2010-11	Western Mich. U.	CCHA	42	9	12	21	38	-	-	-	-	-
2011-12 (a)	Western Mich. U.	CCHA	41	11	13	24	28	-	-	-	-	-
	Worcester	AHL	7	1	1	2	0	-	-	-	-	-
2012-13	Worcester	AHL	60	5	22	27	44	-	-	-	-	-
	San Jose	NHL	4	0	2	2	2	-	-	-	-	-
2013-14	Worcester	AHL	54	7	14	21	33	-	-	-	-	-
2014-15	San Jose	NHL	27	2	6	8	16	-	-	-	-	-
2015-16 (b)	Worcester	AHL	43	4	11	15	30	4	0	0	0	0
	San Jose	AHL	5	0	0	0	0	1	0	0	0	2
NHL Totals (3 Seasons)			60	3	11	14	18	-	-	-	-	-

(a) March 29, 2012—Signed by the San Jose Sharks as a free agent.

(b) July 3, 2016—Signed by the Carolina Hurricanes as a free agent.

2015-16 SEASON

Completed his third NHL season, appearing in a career-high 29 games for the San Jose Sharks on the NHL level... Totaled four points (1g, 3a) and did not take a penalty, while averaging 10:30 of ice time per game for the Sharks... Also appeared in five regular-season games and one playoff games for the San Jose

Barracuda (AHL)... Made his season debut in the Sharks' opener at LA (10/7)... Earned his first point of the season with an assist vs. NSH (10/28)... Netted his only goal of the season with a power-play tally vs. Tampa (12/5).

CAREER

Is in his fourth NHL season and first with the Hurricanes... Signed a one-year contract with the Hurricanes on 7/3/16... Originally signed with San Jose as an undrafted free agent on 3/29/12... Had totaled 14 points (3g, 11a) in 60 career NHL games with San Jose entering the 2016-17 season... Also had appeared in 169 career AHL games with Worcester and the San Jose Barracuda, totaling 65 points (17g, 48a) entering 2016-17... Born in Minneapolis, but raised in Pleasanton, CA, he is a product of the San Jose Jr. Sharks youth hockey program... **2007-08:** Spent one season with the Texas Tornado (NAHL)... **2008-09:** Played one season with Cedar Rapids of the United States Hockey League (USHL), totaling 10 points (4g, 6a) and 51 penalty minutes in 57 regular-season games... Also skated in five playoff games for the RoughRiders... **2009-10:** Completed his freshman season at Western Michigan, ranking second among team defensemen and second among team freshman in scoring with nine points (2g, 7a)... **2010-11:** Led Western Michigan defensemen in points with 21 (9g, 12a)... Also led all Broncos skaters in power-play goals (7)... **2011-12:** Named Second Team All-CCHA and a finalist for CCHA Best Offensive Defenseman after totaling 11 goals and 13 assists (24 points) in 41 games... Finished fourth among Western Michigan skaters and led all team defensemen in goals... Was fourth on the team in points... Signed with the Sharks

following the college season and was assigned to Worcester (AHL)... Made his professional debut vs. Albany (4/4)... Beat Peter Mannino for his first professional goal in his third professional game at Portland (4/7)... **2012-13:** Appeared in his first NHL season, totaling two assists in four NHL games with San Jose... Spent the majority of the season with Worcester (AHL), leading team defensemen in goals (5), assists (22) and points (27)... Was tied for ninth among AHL rookie defensemen in scoring at the time of his recall to San Jose, and finished the team ranked tied for 13th... Recorded an assist in his first career NHL game vs. VAN (4/1)... Was the first Sharks player to wear No. 80 in a regular-season game... **2013-14:** Spent the entire season with Worcester (AHL), totaling 21 points (7g, 14a) and 33 penalty minutes in 54 games... Ranked first among Worcester defensemen in goals (7) and second in points (21)... **2014-15:** Posted NHL career highs in games played (27), goals (2), assists (6), points (8) and penalty minutes (16)... Also appeared in 43 games with Worcester, earning 15 points (4g, 11a), a plus-7 rating... Made his season NHL debut vs. CGY (11/26)... Beat Ben Scrivens for his first NHL goal vs. EDM (12/18)... Also found the net vs. EDM (2/2)... Registered a career-long, three-game point streak from 1/29-2/2 (1g, 2a).



SERGEY TOLCHINSKY 61



Left Wing • Shoots Left
5'8" • 170 lbs.
2/3/95 • Moscow, Russia

Acquired: 8/22/13, Signed as a free agent
2015-16 Teams: Charlotte (AHL), Carolina (NHL)
Drafted: Undrafted

HIGHLIGHTS

NHL FIRSTS:

Game: 3/31/16; 4-3 W vs. NYR
Point: 3/31/16; 4-3 W vs. NYR (assist)
Goal: None

NHL HIGHS:

Goals: None
Assists: 1 (3/31/16; 4-3 W vs. NYR)
Points: 1 (3/31/16; 4-3 W vs. NYR)
Penalty Min: None

NHL STREAKS:

Goal Streak: None
Assist Streak: None
Point Streak: None

CAREER STATS

YEAR	TEAM	LEAGUE	REGULAR SEASON					PLAYOFFS				
			GP	G	A	TP	PIM	GP	G	A	TP	PIM
2011-12	CKSA Moscow	Russia-Jr.	51	19	15	34	26	15	2	2	4	6
2012-13 (a)	Sault Ste. Marie	OHL	62	26	25	51	12	6	2	2	4	4
2013-14	Sault Ste. Marie	OHL	66	31	60	91	22	9	2	4	6	4
	Charlotte	AHL	1	0	0	0	0	-	-	-	-	-
2014-15	Sault Ste. Marie	OHL	61	30	65	95	10	14	4	10	14	2
2015-16	Charlotte	AHL	72	14	22	36	28	-	-	-	-	-
	Carolina	NHL	2	0	1	1	0	-	-	-	-	-
Hurricanes/NHL Totals (1 Season)			2	0	1	1	0	-	-	-	-	-

(a) Aug. 22, 2013—Signed by the Carolina Hurricanes as a free agent.

2015-16 SEASON

Appeared in his first NHL season with the Hurricanes, skating in two games on the NHL level... Earned one assist in two games played for Carolina... Spent the majority of the season on the American Hockey League (AHL) level, playing 72 games for Charlotte... Ranked fourth among all Checkers (AHL) skaters in points (36) and goals (14) and was tied for fifth in assists (22)... Had a three-game

AHL goal streak from 12/30-1/3 (3g, 2a)... Posted a three-game AHL assist streak from 1/3-1/9 (1g, 4a)... Made his NHL/Hurricanes debut and earned his first NHL/Hurricanes point with an assist on Justin Faulk's goal vs. NYR (3/31)... Registered one takeaway, had one shot on goal and was (even) in 12:42 of ice time at BOS (4/5).

CAREER

Is in his second full professional season... Signed with the Hurricanes as a free agent on 8/22/13... Had 36 points (14g, 22a) in 73 career American Hockey League (AHL) games with Charlotte at the conclusion of the 2015-16 season... Had 237 points (87g, 150a) in 189 career Ontario Hockey League (OHL) games with Sault Ste. Marie... Has represented Russia in a number of international tournaments... Won a gold medal at the 2012 World Under-17 Hockey Challenge, scoring a hat trick, including a shorthanded penalty shot, to lead Russia to a 7-4 win against the United States in the title game... Was named to the tournament's All-Star Team... Had four points (3g, 1a) and was plus-5 for Russia at the 2013 U18 World Junior Championship... Was tied for fifth among all skaters at the 2015 World Junior Championship in goals with four, helping Russia capture the silver medal... Also played for Russia at the 2012 U18 Five Nations Cup and the 2012 Ivan Hlinka Memorial Tournament... **2011-12:** Spent the season with CKSA Moscow of the Russian Junior League (MHL), totaling 34 points (19g, 15a) and registering a plus-17 rating... Had four points (2g, 2a) in 15 MHL playoff games, as CKSA Moscow advanced to the Kharlamov Cup Final before falling to Omsk... Selected by Sault Ste. Marie in the first round (12th overall) of 2012 CHL Import Draft... **2012-13:** Completed his first season in the OHL with Sault Ste. Marie, totaling 51 points (26g, 25a)... Ranked second among OHL rookies in goals (26) and tied for third in points (51)... Was fourth among Greyhounds skaters in goals and tied for second on the team in power-play goals (8)... Had 12 multi-point games... Scored his first OHL goal just 7:45 into his OHL debut vs. Plymouth (9/21)... Had points in eight of his first nine OHL games, including a two-goal effort vs. Kitchener (10/5)... Netted a pair of goals at Owen Sound (11/10)... Had a season-high, seven-game point streak from 2/16-3/3 (6g, 7a), including a career-high three assists at Mississauga (2/24)... Totaled four points (2g, 2a) in six OHL playoff games, as the Greyhounds fell to Owen Sound in the opening round... **2013-14:** Led Sault Ste. Marie (OHL) in goals (31), assists (60) and points (91) in his second season with the Greyhounds...

Ranked third in the OHL in assists and tied for ninth in points... Had 24 multi-point games, including six multi-goal games and 15 multi-assist efforts... Registered a pair of nine-game point streaks, from 10/5-10/25 (6g, 11a) and 11/17-12/7 (3g, 12a)... The latter was also a nine-game assist streak, tied for the sixth-longest assist streak in the OHL in 2013-14... Played for the Hurricanes in the Traverse City rookie tournament in September, leading the tournament in scoring... Registered four points (1g, 3a) in his OHL season debut vs. Sudbury (9/27)... Notched his first career OHL hat trick vs. Barrie (9/28)... Recorded a career-best, five-point game (2g, 3a) at Peterborough (10/19)... Had multiple points in four consecutive games from 10/19-10/25, totaling 12 points (4g, 8a) in that span... Scored a goal and added three assists (4 points) vs. Niagara (11/30)... Had his sixth three-assist game of the season at Saginaw (2/8)... Scored a goal and added three helpers at Windsor (3/9)... Totaled six points (2g, 4a) in nine playoff games, as the Greyhounds topped Owen Sound before being swept by Erie in the second round... Joined Charlotte (AHL) at the end of his junior campaign, and made his pro debut at Rockford (4/19)... **2014-15:** Led the Greyhounds in points (95) and assists (65) in 61 games played... Ranked seventh in the OHL in assists and 11th in scoring... Was tied for sixth in the league in game-winning goals (6) and eighth in the league in plus/minus (+41)... For the second consecutive season, won the Greyhounds' Esposito Award as the team's top scorer and Dr. Bill Kelly Award for most gentlemanly player... Earned points in 47 of his 61 OHL games played, including multiple-point efforts in 32 of those games... Had at least three points in 14 games and registered four points in games at Plymouth (2/14: 1g, 3a) and vs. Kitchener (2/21: 0g, 4a)... His four assists vs. Kitchener (2/21) were a career high... Had a career-long, 11-game point streak from 2/11-3/6 (6g, 20a)... Named the OHL's Player of the Week on 2/16 after totaling eight points (3g, 5a) in three Greyhounds victories... Had 14 points (4g, 10a) in 14 OHL playoff games for Sault Ste. Marie as the Greyhounds advanced to the conference final before falling to Erie.



BRENDAN WOODS 56



Left Wing/Center • Shoots Left
6'4" • 210 lbs.
6/11/92 • Humboldt, Sask.

Acquired: 2012 NHL Draft
2015-16 Teams: Charlotte (AHL), Carolina (NHL)
Drafted: Carolina 2012 (7-129-5)

HIGHLIGHTS

NHL FIRSTS:

Game: 12/23/14; 2-1 SO W at NJ
Point: None
Goal: None

NHL HIGHS:

Goals: None
Assists: None
Points: None
Penalty Min: 5 (3/8/16; 4-3 W vs. OTT)

NHL STREAKS:

Goal Streak: None
Assist Streak: None
Point Streak: None

CAREER STATS

YEAR	TEAM	LEAGUE	REGULAR SEASON					PLAYOFFS				
			GP	G	A	TP	PIM	GP	G	A	TP	PIM
2008-09	Williston North	High-MA	29	8	11	19	28	-	-	-	-	-
2009-10	Chicago	USHL	34	6	4	10	32	-	-	-	-	-
2010-11	Muskegon	USHL	57	14	12	26	86	6	1	1	2	14
2011-12 (a)	Wisconsin	WCHA	34	5	5	10	67	-	-	-	-	-
2012-13	Wisconsin	WCHA	41	5	7	12	47	-	-	-	-	-
	Charlotte	AHL	2	0	0	0	2	-	-	-	-	-
2013-14	Charlotte	AHL	42	5	3	8	40	-	-	-	-	-
2014-15	Charlotte	AHL	68	13	17	30	101	-	-	-	-	-
	Carolina	NHL	2	0	0	0	0	-	-	-	-	-
2015-16	Charlotte	AHL	59	9	11	20	39	-	-	-	-	-
	Carolina	NHL	5	0	0	0	7	-	-	-	-	-
Hurricanes/NHL Totals (2 Seasons)			7	0	0	0	7	-	-	-	-	-

(a) June 23, 2012—Selected by the Carolina Hurricanes in the 2012 NHL Draft. Seventh Hurricanes pick, 129th overall, fifth round.

2015-16 SEASON

Appeared in his second NHL season with Carolina, skating in five games on the NHL level... Spent most of the season playing on the American Hockey League (AHL) level for Charlotte... Earned 20 points (9g, 11a) in 59 games played for the Checkers (AHL)... Posted a three-game AHL point streak for the Checkers from 2/10-2/13

(1g, 2a)... Received his first call-up of the season on 3/6... Sparred with Chris Neil and registered two hits vs. OTT (3/8)... Registered one takeaway and had one shot on goal in 10:50 of ice time vs. CBJ (4/2)... Skated an NHL season-high 11:50 of ice time at FLA (4/9).

CAREER

Selected by Carolina in the fifth round of the 2012 NHL Draft... Signed a three-year, entry-level contract with the Hurricanes on 4/10/13... Had skated in seven games on the NHL level for the Hurricanes entering the 2016-17 season... Had 58 points (27g, 31a) and 182 penalty minutes in 171 career American Hockey League (AHL) games with Charlotte... Totaled 22 points (10g, 12a) in 75 career collegiate games with the University of Wisconsin (WCHA) before turning professional... Appeared in 91 career United States Hockey League (USHL) games prior to his college career, totaling 36 points (20g, 16a)... His father, Bob Woods, played professionally in the AHL, IHL and ECHL, and currently serves as head coach and general manager of the Western Hockey League's Saskatoon Blades... **2008-09:** Skated for Williston Prep (MA), earning 19 points (8g, 11a) in 29 games... **2009-10:** Played his first USHL season for Chicago, totaling six goals and four assists (10 points) in 34 games... **2010-11:** Earned 26 points (14g, 12a) in 57 games with Muskegon (USHL)... **2011-12:** Completed his freshman season at the University of Wisconsin (WCHA), totaling five goals and five assists (10 points)... Led the Badgers in penalties taken (21) and penalty minutes (67)... Ranked tied for first among Wisconsin freshmen with five goals... Made his NCAA debut vs. Northern Michigan (10/7)... Netted his first career college goal in a 5-3 win vs. No. 5 North Dakota (10/21)... Earned his first college assist in a 5-4 win vs. No. 5 North Dakota (10/22)... **2012-13:** Established collegiate career highs in assists (7) and points (12) and matched his career high in goals (5) during his sophomore season at Wisconsin... Led the team in faceoff winning percentage (61.6)... Ranked fourth among Badgers in penalty minutes (47)... Earned three assists in four games to help Wisconsin capture the WCHA tournament championship... The Badgers were eliminated by UMass-

Lowell in the regional semifinal of the NCAA tournament... Signed a three-year, entry-level contract with the Hurricanes on 4/10 after the conclusion of his college season... Joined Charlotte (AHL) on an amateur tryout contract and made his professional debut at Peoria (4/16)... Did not dress for the Checkers during the Calder Cup playoffs... **2013-14:** Completed his first full professional season with Charlotte (AHL)... Ranked fifth among Checkers rookies in points (8) and second among rookies in goals (5)... Ranked ninth on the team in penalty minutes (40)... Scored his first professional goal at Grand Rapids (10/25)... Received the first major penalty of his professional career when he dropped the gloves with Chris Porter at Chicago (10/27)... Tallied his first professional assist on Rasmus Rissanen's goal at Toronto (11/19)... Scored his fifth goal of the season and dropped the gloves with Ben Eager vs. Oklahoma City (2/9)... Missed 31 games due to injury, including the final 25 games... **2014-15:** Appeared in his first NHL season with Carolina, skating in two games on the NHL level... Spent the majority of the season in the AHL with Charlotte, ranking fourth among Checkers skaters with a career-high 30 points (13g, 17a) in a career-high 68 games played... Was second among Checkers players with a career-high 101 penalty minutes... Also established an AHL career best in assists (17)... Had assists in four of five games from 10/11-10/24 (4a)... Netted his first goal of the season — a shorthanded tally — vs. Texas (11/10)... Netted a pair of goals, including the game winner, vs. Iowa (12/6)... Received his first NHL recall from Charlotte on Dec. 22... Made his NHL/Hurricanes debut at NJ (12/23)... Also played for the Hurricanes at TB (12/27) before being reassigned to Charlotte for the balance of the season on Dec. 28... Netted two goals and fired a season-high eight shots on net at San Antonio (3/17).



SEBASTIAN AHO

Right Wing • Shoots Left
5'11" • 172 lbs.
7/26/97 • Rauma, Finland

Acquired: 2015 NHL Draft
2015-16 Team: Karpat (Finland)
Drafted: Carolina 2015 (2-35-2)

CAREER

Had 59 points (24g, 35a) in 78 career games in Finland's top league, SM-Liiga... Selected by the Hurricanes in the second round, 35th overall, of the 2015 NHL Draft... Has represented Finland in a number of international competitions including the 2014 U18 World Junior Championship, the 2015 5 Nations Tournament, the 2014 Ivan Hlinka Tournament, the 4 Nations Cup, the 2015 and 2016 World Junior Championships, the 2016 IIHF World Championship and the 2016 World Cup of Hockey... Was the fifth-leading scorer in Finland's under-18 league in 2012-13 as a 15-year-old, totaling 60 points (28g, 32a) in 38 games for Karpat U18... Joined Karpat's U16 team for the 2013 playoffs, scoring six goals and adding 15 assists (21 points) in nine games to help Karpat win the league championship... Made his Liiga debut in 2013-14, appearing in three games and earning one assist for Karpat... Also appeared in 44

games for Karpat's junior squad in 2013-14, ranking fourth in the league in scoring with 59 points (25g, 34a)... Totaled four goals and 12 assists (16 points) in 12 games during the 2014 playoffs with Karpat Jr... Spent the majority of the 2014-15 season in Finland's top league, Liiga, totaling 13 points (4g, 9a) in 30 games as a 17-year-old with Karpat and Assat Pori... Scored the OT winner in Game 7 of Liiga's Kanada-malja final vs. Tappara to give Karpat its second consecutive league championship... **2015-16:** Led Karpat in scoring with 45 points (20g, 25a) in 45 games... Ranked tied for fourth in goals, ninth in points and tied for 11th in assists among all Liiga scorers, despite playing in just 45 of 60 games because of time spent with the Finnish national junior team... Was runner-up for SM-Liiga's MVP award... Ranked tied for third in Liiga playoff scoring with 15 points (4g, 11a) in 14 games.

CAREER STATS

YEAR	TEAM	LEAGUE	REGULAR SEASON					PLAYOFFS				
			GP	G	A	TP	PIM	GP	G	A	TP	PIM
2011-12	Karpat U18	Fin-U18	4	0	2	2	4	—	—	—	—	—
2012-13	Karpat U18	Fin-U18	38	28	32	60	32	—	—	—	—	—
	Karpat Jr.	Fin-Jr.	5	2	2	4	0	5	0	1	1	2
2013-14	Karpat U18	Fin-U18	2	3	3	6	0	—	—	—	—	—
	Karpat Jr.	Fin-Jr.	44	25	34	59	18	12	4	8	12	10
	Karpat	Finland	3	0	1	1	0	—	—	—	—	—
2014-15 (a)	Karpat Jr.	Fin-Jr.	10	1	9	10	4	5	1	4	5	2
	Assat	Finland	3	0	2	2	0	—	—	—	—	—
	Karpat	Finland	27	4	7	11	8	10	1	2	3	2
2015-16 (b)	Karpat	Finland	45	20	25	45	2	14	4	11	15	8
Finland Totals (3 seasons)			78	24	35	59	10	24	5	13	18	10

(a) June 27, 2015—Selected by the Carolina Hurricanes in the 2015 NHL Draft. Second Hurricanes pick, 35th overall, second round.

(b) June 13, 2016—Signed a three-year, entry-level contract with the Carolina Hurricanes.



DANIEL ALTSHULLER

Goaltender • Catches Left
6'3" • 205 lbs.
7/24/94 • Ottawa, Ont.

Acquired: 2012 NHL Draft
2015-16 Teams: Charlotte (AHL), Florida (ECHL)
Drafted: Carolina 2012 (3-69-3)

CAREER

Was 10-10-5 with a 2.81 goals-against average in 28 career American Hockey League (AHL) games with Charlotte entering the 2016-17 season... Completed his OHL career with a record of 78-47-8, a 2.80 goals-against average and five shutouts in 140 career games with the Oshawa Generals of the Ontario Hockey League (OHL)... Was Carolina's third-round choice (69th overall) in the 2012 NHL Draft... Represented Canada at the Ivan Hlinka Memorial Under-18 Tournament in 2011, earning MVP honors in the gold-medal game as Canada won the tournament... Also won gold with Ontario at the 2011 U-17 World Junior Championship... Played for his hometown team, the Nepean Raiders of the CJHL prior to beginning his major junior career... Was named to the OHL All-Rookie Team in 2011-12, after going 11-16-3 with a 3.55 goals-against average and .900 save percentage for Oshawa... Made his OHL debut at Kingston (9/23/11), stopping 37 of 38 shots for the win... Ranked first in the OHL in wins (36) during his second season with Oshawa in 2012-13... Won the 2012-13 Roger Neilson Memorial Award as the OHL's top academic university or college player... Was a finalist for OHL Goaltender of the Year in 2013-14, ranking third in the OHL in wins (31), fourth in goals-against average (2.56) and fifth in save percentage (.917) in


52 games for Oshawa... Led OHL netminders in goals-against average (1.89), save percentage (.931) and shutouts (3) during the 2014 playoffs... Finished his first professional season in 2014-15 with an 8-3-1 record, 3.21 goals-against average and .881 save percentage in 14 regular-season games for the Florida Everblades of the ECHL... Made his pro debut, stopping 25 shots to earn his first win vs. South Carolina (10/17/14)... **2015-16:** Appeared in his first AHL action with Charlotte, going 10-10-6 with a 2.81 goals-against average... Also played 15 games with the Florida Everblades (ECHL), going 10-4-0 with a 1.76 goals-against average... Made 31 saves in his first professional shutout for Florida at Greenville (11/1)... Was ECHL Goaltender of the Month in November after going 5-0-0 with a 0.80 goals-against average and .968 save percentage... Led ECHL in goals-against average (1.58), save percentage (.941) and shutouts (3) at the time of his AHL recall (12/14)... Made 24 saves to win his AHL debut vs. Iowa (12/17)... Made 25 saves to earn his first AHL shutout at Ontario (1/3)... Earned his first NHL recall on 1/20 and backed up four games before returning to Charlotte on 1/26... Recalled by Carolina on 2/16 and backed up one game before returning to the minor leagues for the balance of the season.

CAREER STATS

YEAR	TEAM	LEAGUE	REGULAR SEASON						PLAYOFFS					
			GP	MIN	GA	SO	GAA	W-L-OT	GP	MIN	GA	SO	GAA	W-L
2009-10	Ott. Jr. 67's	MINOR-Ont.	24	1080	40	3	1.74	—	—	—	—	—	—	—
	Nepean	CJHL	1	60	2	0	2.00	0-1-0	—	—	—	—	—	—
2010-11	Nepean	CJHL	43	2515	135	1	3.22	19-13-10	—	—	—	—	—	—
2011-12 (a)	Oshawa	OHL	30	1756	104	0	3.55	11-16-3	5	279	18	0	3.87	2-2
2012-13	Oshawa	OHL	58	3363	147	3	2.62	36-18-2	9	541	27	0	3.00	4-5
2013-14 (b)	Oshawa	OHL	52	2907	124	2	2.56	31-13-3	11	699	22	3	1.89	8-3
2014-15	Florida	ECHL	14	767	41	0	3.21	8-3-1	6	288	16	1	3.34	2-3
2015-16	Charlotte	AHL	28	1473	69	1	2.81	10-10-5	—	—	—	—	—	—
	Florida	ECHL	15	818	24	3	1.76	10-4-0	—	—	—	—	—	—
AHL Totals (1 season)			28	1473	69	1	2.81	10-10-5	—	—	—	—	—	—

(a) June 23, 2012—Selected by the Carolina Hurricanes in the 2012 NHL Draft. Third Hurricanes pick, 69th overall, third round.

(b) Dec 20, 2013—Signed a three-year, entry-level contract with the Carolina Hurricanes.



JAKE BEAN

Defenseman • Shoots Left
6'1" • 173 lbs.
6/9/88 • Calgary, Alb.

Acquired: 2016 NHL Draft
2015-16 Team: Calgary (WHL)
Drafted: Carolina 2016 (1-13-1)

CAREER

Selected by the Hurricanes in the first round, 13th overall, of the 2016 NHL Draft... Signed to a three-year, entry-level contract on 7/9/16... Had 103 points (29g, 74a) in 119 games with the Calgary Hitmen of the Western Hockey League (WHL) entering 2016-17... Attended Canada's national junior team summer evaluation camp in 2016... Represented Canada at the 2015 Ivan Hlinka Memorial Tournament, winning gold... Was named to the all-tournament team at the 2015 World U-17 Hockey Challenge after totaling four points (1g, 3a) in five games for Canada Black... His father, John Bean, is the chief operating officer of the Calgary Flames... Spent the 2013-14 season with Edge School after going unselected in the 2013 WHL Bantam Draft... Made the roster for his hometown Calgary Hitmen in 2014-15 after a tryout with the club and set a franchise record for scoring by a rookie defenseman with 39 points (5g, 34a)... Was third among WHL rookie defensemen in scoring in 2014-15... Made his WHL debut vs. Red Deer

(9/20/14)... Registered a career-long, seven-game assist streak from 11/28/14-12/14/14 (0g, 11a)... Had a career-high four assists vs. Vancouver (1/25/15)... Totaled six points (2g, 4a) in seven games during the 2015 WHL playoffs... **2015-16:** Led all WHL defensemen in goals (24), power-play goals (12) and game-winning goals (6) during his second season with the Calgary Hitmen... Was sixth among league defensemen in scoring (64 points) and was named to the WHL East Second All-Star Team... Skated for Team Orr at the 2016 CHL Top Prospects Game... Had 17 multi-point efforts and four multi-goal games... Scored two goals and added two assists to match his career-high for points in a game vs. Red Deer (10/9)... Registered three assists at Brandon (12/8)... Earned a seven-game point streak from 12/13-1/2 (3g, 6a) to match his career-long... Matched his season high with three assists at Swift Current (2/27)... Earned two assists in five playoff games as Calgary fell to Red Deer in the opening round.

CAREER STATS

YEAR	TEAM	LEAGUE	REGULAR SEASON						PLAYOFFS				
			GP	G	A	TP	PIM	GP	G	A	TP	PIM	
2014-15	Calgary	WHL	51	5	34	39	2	7	2	4	6	0	
2015-16 (a, b)	Calgary	WHL	68	24	40	64	28	5	0	2	2	2	
WHL Totals (2 seasons)			119	29	74	103	30	12	2	6	8	2	

(a) June 24, 2016—Selected by the Carolina Hurricanes in the 2016 NHL Draft. First Hurricanes pick, 13th overall, first round.

(b) July 9, 2016—Signed a three-year, entry-level contract with the Carolina Hurricanes.



CLARK BISHOP

Center • Shoots Left
6'0" • 194 lbs.
3/29/96 • St. John's, NF

Acquired: 2014 NHL Draft
2015-16 Team: Cape Breton (QMJHL)
Drafted: Carolina 2014 (6-127-5)

CAREER

Had 129 points (57g, 72a) in 202 career Quebec Major Junior Hockey League (QMJHL) games with Cape Breton... Selected by Carolina in the fifth round (127th overall) of the 2014 NHL Draft... Signed a three-year, entry-level contract with the Hurricanes on 4/4/16... Won the gold medal with Canada's U-18 national team at the 2013 Ivan Hlinka Memorial Tournament, scoring one goal and registering a (+2) rating in five games... Also represented Canada Atlantic at the 2013 U-17 World Hockey Challenge, earning five points (3g, 2a) in five games... Played for his hometown St. John's Privateers in the Newfoundland and Labrador Major Midget Hockey League (NLMMHL) in 2011-12, ranking 11th in the league in scoring with 38 points (18g, 20a) in 23 games... Had nine points (3g, 6a) in eight playoff games as the Privateers won the Provincial Championship... Selected by Cape Breton in the first round (3rd overall) of the 2012 QMJHL Entry Draft... Completed his first season of major junior hockey in 2012-13, scoring eight goals and adding 14 assists (22 points) for Cape Breton... Earned his first QMJHL points with a pair of assists vs. Rimouski (10/21)... Scored his first QMJHL goal vs. P.E.I. (11/14/12)... Served as an alternate captain for Cape Breton in his second QMJHL season in 2013-14, totaling 14 goals and 19 assists (33 points) in 56 games...

Selected to play for Team Orr in the 2014 CHL/NHL Top Prospects Game... Scored a goal in his QMJHL Playoff debut at Gatineau (3/21/14)... Served as Cape Breton's captain in 2014-15, totaling 35 points (19g, 16a) in 38 games played... Established career highs with a six-game goal streak from 11/26/14-12/12/14 (7g) and an eight-game point streak from 11/26/14-12/18/14 (7g, 4a)... Led Cape Breton in scoring during the 2015 playoffs with eight points (5g, 3a) as the Screaming Eagles fell to Quebec in seven games... **2015-16:** Served as Cape Breton's team captain for the second consecutive season, establishing career highs in assists (23) and points (39)... Ranked fourth among Screaming Eagles skaters in penalty minutes (86)... Registered eight multi-point efforts... Earned points in seven of his first eight games of the season (9/25-10/11: 3g, 5a)... Had three consecutive multi-point efforts from 11/1-11/7 (4g, 3a)... Scored two goals and added an assist at Blainville-Boisbriand for his second three-point game of the season... Scored twice and added an assist for his third three-point effort of the season at Acadie-Bathurst (3/11)... Totaled three points (1g, 2a) in three playoff games for the Screaming Eagles.

CAREER STATS

YEAR	TEAM	LEAGUE	REGULAR SEASON						PLAYOFFS				
			GP	G	A	TP	PIM	GP	G	A	TP	PIM	
2011-12	St. John's	NLMMHL	23	18	20	38	45	8	3	6	9	10	
2012-13	Cape Breton	QMJHL	58	8	14	22	33	—	—	—	—	—	
2013-14 (a)	Cape Breton	QMJHL	56	14	19	33	54	4	1	0	1	8	
2014-15	Cape Breton	QMJHL	38	19	16	35	54	7	5	3	8	4	
2015-16 (b)	Cape Breton	QMJHL	50	16	23	39	86	3	1	2	3	0	
QMJHL Totals (4 seasons)			202	57	72	129	227	14	7	5	12	12	

(a) June 28, 2014—Selected by the Carolina Hurricanes in the 2014 NHL Draft. Sixth Hurricanes pick, 127th overall, fifth round.

(b) April 4, 2016—Signed a three-year, entry-level contract with the Carolina Hurricanes.



CALLUM BOOTH

Goaltender • Catches Left
6'4" • 191 lbs.
5/21/97 • Montreal, Que.

Acquired: 2015 NHL Draft
2015-16 Team: Quebec (QMJHL)
Drafted: Carolina 2015 (3-93-4)

CAREER

Was 50-33-10 with a 3.02 goals-against average and six shutouts in 105 career Quebec Major Junior Hockey League (QMJHL) entering 2016-17. ... Was the Hurricanes' third selection, 93rd overall, in the fourth round of the 2015 NHL Draft. ... Ranked second among North American netminders by NHL Central Scouting heading into the 2015 draft. ... Represented Canada at the 2014 Ivan Hlinka Memorial Tournament, going 1-0-0 with a 1.00 goals-against average and .923 save percentage for the gold-medal winning squad. ... Also represented Quebec at the 2014 World U-17 Hockey Challenge. ... Played one season of high school hockey for Salisbury School (CT) in 2012-13, registering a 2.08 goals-against average in 20 games and helping Salisbury capture the Elite 8 championship. ... Named a QMJHL Rookie All-Star after going 11-5-3 with a 2.68 goals-against average and .914 save percentage during his first season with the Quebec Remparts in 2013-14. ... Ranked sixth in the QMJHL in goals-against average (3.05) and save percentage (.900) during his second season with Quebec in 2014-15. ... Registered five assists during the 2014-15

season, tying a QMJHL record (Martin Biron, 1994-95; Francois Brassard, 2013-14). ... Played for Team Cherry in the 2015 CHL-NHL Top Prospects Game. ... Set a single-game QMJHL goaltender record with two assists in a 5-1 win vs. Gatineau (12/3/14). ... Made one appearance for the host Remparts in the 2015 Memorial Cup, stopping all 17 shots he faced in 27 minutes of action in relief of Zachary Fucale. ... **2015-16:** Was 16-15-5 with a 3.15 goals-against average and .902 save percentage during his third QMJHL season with Quebec. ... Established a career high with three shutouts. ... Stopped all 30 shots for his first shutout of the season at Drummondville (10/28). ... Won five consecutive games from 12/15-12/18, allowing just six goals during that span (1.18 goals-against average). ... Was named QMJHL first star of the week on 12/21 after stopping 58 of 59 shots in a pair of victories for Quebec, including a shutout at Blainville-Boisbriand (12/18). ... Made 29 saves for his third shutout of the season at Acadie-Bathurst (2/27).

CAREER STATS

YEAR	TEAM	LEAGUE	REGULAR SEASON							PLAYOFFS					
			GP	MIN	GA	SO	GAA	W-L-OT	GP	MIN	GA	SO	GAA	W-L	
2012-13	Salisbury	High-CT	—	1200	41	—	2.08	—	—	—	—	—	—	—	—
2013-14	Quebec	QMJHL	25	1120	50	1	2.68	11-5-3	1	59	5	0	5.08	0-1	
2014-15 (a)	Quebec	QMJHL	41	2280	116	2	3.05	23-13-2	4	169	7	1	2.49	1-1	
2015-16	Quebec	QMJHL	39	2192	115	3	3.15	16-15-5	—	—	—	—	—	—	
QMJHL Totals (3 seasons)			105	5592	281	6	3.02	50-33-10	5	228	12	1	3.16	1-2	

(a) June 27, 2015—Selected by the Carolina Hurricanes in the 2015 NHL Draft. Third Hurricanes pick, 93rd overall, fourth round.



NOAH CARROLL

Defenseman • Shoots Left
6'1" • 184 lbs.
12/2/97 • Strathroy, Ont.

Acquired: 2016 NHL Draft
2015-16 Team: Guelph (OHL)
Drafted: Carolina 2016 (9-164-6)

CAREER

Selected by the Hurricanes in the sixth round, 164th overall, of the 2016 NHL Draft. ... Had totaled 30 points (5g, 25a) and 92 penalty minutes in 129 career Ontario Hockey League (OHL) games with Guelph entering 2016-17. ... Played his minor midget hockey for Elgin Middlesex AAA in 2012-13, totaling 15 points (4g, 11a) in 28 games. ... Was Guelph's fourth-round selection, 77th overall, in the 2013 OHL Priority Selection. ... Spent the 2013-14 season with the Guelph Hurricanes of the Greater Ontario Junior Hockey League (GOJHL). ... Completed his first OHL season with the Guelph Storm in 2014-15, ranking sixth among OHL rookie defensemen in scoring with 16 points (2g, 14a) in 62 games. ... Made his OHL debut

vs. Belleville (9/26/14). ... Earned his first OHL point with an assist at Owen Sound (10/4/14). ... Netted his first OHL goal vs. Sudbury (2/6/15). ... Appeared in eight games for the Storm during the 2015 OHL playoffs. ... **2015-16:** Netted three goals and added 11 assists (14 points) during his second OHL season with Guelph. ... Earned assists in consecutive games from 1/9-1/10 (0g, 2a). ... Scored a goal and added two assists for a career-high three points vs. Peterborough (1/17). ... Netted his second goal of the season at Sudbury (1/24). ... Found the net at Owen Sound (2/20).

CAREER STATS

YEAR	TEAM	LEAGUE	REGULAR SEASON						PLAYOFFS				
			GP	G	A	TP	PIM	GP	G	A	TP	PIM	
2014-15	Guelph	OHL	62	2	14	16	46	8	0	0	0	2	
2015-16 (a)	Guelph	OHL	67	3	11	14	46	—	—	—	—	—	
OHL (2 Seasons)			129	5	25	30	92	8	0	0	0	2	

(a) June 29, 2016—Selected by the Carolina Hurricanes in the 2016 NHL Draft. Ninth Hurricanes pick, 164th overall, sixth round.



JAKE CHELIOS

Defenseman • Shoots Left
6'2" • 185 lbs.
3/8/91 • Bloomfield Hills, MI

Acquired: 4/22/16, Signed as a free agent
2015-16 Team: Charlotte (AHL)
Drafted: Undrafted

CAREER

Signed by the Hurricanes as a free agent on 4/22/16... Had totaled 47 points (8g, 39a) in 118 career American Hockey League (AHL) games entering 2016-17... Totaled 54 points (17g, 37a) in 154 games over four seasons at Michigan State University prior to beginning his professional career... Is the son of Hall of Fame defenseman Chris Chelios... Is a product of the Detroit Little Caesars minor hockey program... Spent one season in the United States Hockey League (USHL) with Chicago in 2009-10, ranking first among Steel defensemen and third on the team overall with 34 points (12g, 22a) in 52 games... Completed his freshman season at Michigan State in 2010-11, ranking second among team defensemen in scoring with 14 points (8g, 6a) in 37 games... Totaled nine points (2g, 7a) in 39 games for the Spartans in 2011-12 and 10 points (5g, 5a) in 42 games in 2012-13... Led all Michigan State defensemen in scoring during his senior season in 2013-14 with 21 points (2g, 19a) in 36 games... Made his professional debut following the conclusion of his college career in 2013-14, earning two points (1g, 1a) in seven games for Toledo (ECHL) and one assist in four games for the Chicago Wolves (AHL)... Spent the majority of his rookie season in 2014-15 with the Chicago Wolves (AHL), recording 15 points (1g, 14a)

in 41 games, ranking second among Wolves defensemen in assists... Also appeared in eight games at the ECHL level for Kalamazoo in 2014-15, totaling three points (1g, 2a)... **2015-16:** Completed his second professional season and first with Charlotte (AHL), setting career highs in goals (7), assists (24), points (31) and penalty minutes (44)... Was third among Checkers with 73 games played... Ranked seventh on the team and second among defensemen with 31 points, tied for the fifth-highest single-season points total by a defenseman in franchise history... Was fourth on the team in power-play assists (13) and tied for fourth in power-play points (16)... Set a career high with three assists in his Checkers debut, a 7-3 win at Milwaukee (10/16)... Scored his first goal as a Checker against his former team at Chicago (10/17)... Scored on the power play with 25 seconds remaining to give the Checkers their first win of the season at Bojangles' Coliseum vs. Manitoba (11/8)... Scored a goal, added an assist and was a season-best (+3) in a 4-3 overtime win vs. Lake Erie (12/20)... Recorded nine points (1g, 8a) in 10 games from 1/8-1/29... Had a goal and an assist and matched his season high in plus/minus (+3) at CHI (3/23).

CAREER STATS

YEAR	TEAM	LEAGUE	REGULAR SEASON					PLAYOFFS				
			GP	G	A	TP	PIM	GP	G	A	TP	PIM
2009-10	Chicago	USHL	52	12	22	34	45	-	-	-	-	-
2010-11	Michigan St.	CCHA	37	8	6	14	34	-	-	-	-	-
2011-12	Michigan St.	CCHA	39	2	7	9	44	-	-	-	-	-
2012-13	Michigan St.	CCHA	42	5	5	10	79	-	-	-	-	-
2013-14	Michigan St.	Big Ten	36	2	19	21	38	-	-	-	-	-
	Toledo	ECHL	7	1	1	2	2	-	-	-	-	-
2014-15	Chicago	AHL	4	-	1	1	4	-	-	-	-	-
	Chicago	AHL	41	1	14	15	32	-	-	-	-	-
	Kalamazoo	ECHL	8	1	2	3	2	4	1	1	2	2
2015-16 (a)	Charlotte	AHL	73	7	24	31	44	-	-	-	-	-
AHL Totals (3 Seasons)			118	8	39	47	80	-	-	-	-	-

(a) April 22, 2016—Signed by the Carolina Hurricanes as a free agent.



BRENDAN COLLIER

Left Wing • Shoots Left
5'9" • 183 lbs.
10/8/93 • Charlestown, MA

Acquired: 2012 NHL Draft
2015-16 Team: Northeastern (Hockey East)
Drafted: Carolina 2012 (9-189-7)

CAREER

Selected by the Hurricanes in the seventh round (189th overall) in the 2012 NHL Draft... Has 25 points (6g, 19a) in 104 career collegiate games for Boston University and Northeastern... Played one season in the Eastern Junior Hockey League (EJHL), earning 42 points (14g, 28a) in 43 games... Totaled 56 goals and 83 assists (139 points) during his junior and senior seasons at Malden Catholic High School in Massachusetts, helping the Lancers capture consecutive Super Eight state championships... Also played golf and lacrosse at Malden Catholic... Netted 30 goals and added 45 assists (75 points) in 25 games for Malden Catholic in 2010-11, and was named an All-State selection by ESPN Boston... Scored the overtime game-winner in the state championship game, as Malden Catholic defeated St. John's Prep at TD Garden in Boston... Was named Mr. Hockey by ESPN Boston in 2011-12, after totaling 64 points (26g, 38a) in 25 games to lead Malden Catholic to its second consecutive state championship... Also an All-State selection by ESPN Boston for the second consecutive year... Led all Massachusetts Division 1A players

in 2011-12 scoring... Scored a goal in the 2012 state championship game at TD Garden, as the Lancers topped BC High 3-1 to win the title... Spent the 2012-13 season in the Eastern Junior Hockey League (EJHL), leading the Valley Junior Warriors in assists (28) and points (42) in 43 regular-season games... Had six points (1g, 5a) in six playoff games as Valley Junior advanced to the 2013 EJHL semifinals before falling to the Islanders Hockey Club... Completed his freshman season at Boston University in 2013-14, totaling four points (1g, 3a) in 29 games... Earned his first collegiate point with an assist vs. Merrimack (12/7/13)... Netted his first collegiate goal vs. New Hampshire (2/17/14)... Had eight points (2g, 6a) in 35 games after transferring to Northeastern for his sophomore season in 2014-15... **2015-16:** Appeared in 39 games for Northeastern, setting career-highs in goals (3), assists (10) and points (13)... Scored twice against Colgate at the Friendship Four in Belfast, Northern Ireland (11/28)... Earned two assists at St. Lawrence (1/8)... Had his second multi-assist game with two helpers at New Hampshire (1/16).

CAREER STATS

YEAR	TEAM	LEAGUE	REGULAR SEASON					PLAYOFFS				
			GP	G	A	TP	PIM	GP	G	A	TP	PIM
2010-11	Malden Catholic	High-MA	25	30	45	75	-	-	-	-	-	
2011-12 (a)	Malden Catholic	High-MA	25	26	38	64	36	-	-	-	-	
2012-13	Valley Junior	EJHL	43	14	28	42	27	6	1	5	6	4
2013-14	Boston University	Hockey East	29	1	3	4	8	-	-	-	-	-
2014-15	Northeastern	Hockey East	35	2	6	8	2	-	-	-	-	-
2015-16	Northeastern	Hockey East	40	3	10	13	12	-	-	-	-	-
Hockey East Totals (3 Seasons)			104	6	19	25	22	-	-	-	-	-

(a) June 23, 2012—Selected by the Carolina Hurricanes in the 2012 NHL Draft. Ninth Hurricanes pick, 189th overall, seventh round.



DAVID COTTON

Center • Shoots Left
6'2" • 200 lbs.
7/9/97 • Parker, TX

Acquired: 2015 NHL Draft
2015-16 Team: Waterloo (USHL)
Drafted: Carolina 2015 (8-169-6)

CAREER

Begins his collegiate career at Boston College in 2016-17... Was the Hurricanes' eighth selection of the 2015 NHL Draft, chosen in the sixth round (169th overall)... Spent one season with Waterloo of the United States Hockey League (USHL), totaling 30 points (15g, 15a) in 48 games... Prior to the USHL, totaled 120 points (46g, 74a) in 65 career high school games in two seasons with Cushing Academy (Massachusetts)... Was ranked 62nd among North American skaters by NHL Central Scouting heading into the 2015 Draft... Born and raised in Parker, TX, just outside of Dallas... Attended the 2012 USA Hockey Select 15 Festival, the 2013 USA Hockey Select 16 Festival and the 2014 USA Hockey Select 17 Festival... Played for the Colorado Thunderbirds Tier I U16 team in 2012-13... Moved to Massachusetts to play for Cushing Academy in 2013-14, and led the Penguins in scoring as a sophomore, totaling 51

points (19g, 32a) in 32 games... Also played 12 games for the Boston Junior Bruins in 2013-14, earning 11 points (8g, 3a)... Was the leading scorer in prep hockey during his junior season at Cushing Academy in 2014-15, netting 27 goals and adding 42 assists (69 points) in 33 games... Also played 13 games for the Boston Junior Bruins (MSHL), totaling 25 points (15g, 10a)... **2015-16:** Spent the season in the USHL with Waterloo, totaling 30 points (15g, 15a) in 48 games... Ranked tied for third among Black Hawks skaters in goals and was seventh in scoring... Scored a goal and added an assist in his USHL debut at Bloomington (9/25)... Had a season-high three points (1g, 2a) at Sioux City (10/18)... Netted a pair of goals vs. Sioux Falls (1/29)... Notched two assists in nine playoff games for Waterloo.

CAREER STATS

YEAR	TEAM	LEAGUE	REGULAR SEASON					PLAYOFFS				
			GP	G	A	TP	PIM	GP	G	A	TP	PIM
2013-14	Cushing Academy	High-MA	32	19	32	51	—	—	—	—	—	—
2014-15 (a)	Cushing Academy	High-MA	33	27	42	69	—	—	—	—	—	—
2015-16	Waterloo	USHL	48	15	15	30	34	9	0	2	2	8
USHL Totals (1 Season)			48	15	15	30	34	9	0	2	2	8

(a) June 27, 2015—Selected by the Carolina Hurricanes in the 2015 NHL Draft. Eighth Hurricanes pick, 169th overall, sixth round.



HUDSON ELYNUIK

Center • Shoots Left
6'5" • 194 lbs.
10/12/97 • Saskatoon, Sask.

Acquired: 2016 NHL Draft
2015-16 Team: Spokane (WHL)
Drafted: Carolina 2016 (5-74-3)

CAREER

Selected by the Hurricanes in the third round, 74th overall, of the 2016 NHL Draft... His father, Pat, was the eighth overall pick in the 1986 NHL draft by Winnipeg and played 506 games in the NHL with the Jets, Capitals, Lightning and Senators... Had totaled 64 points (24g, 40a) and 121 penalty minutes in 145 career Western Hockey League (WHL) games with Kootenay and Spokane entering 2016-17... Spent the 2010-11 and 2011-12 season with the Calgary Flames of the Alberta Major Bantam Hockey League, totaling 65 points (29g, 36a) in 62 games... Split the 2012-13 season between the Calgary Flames of the Alberta Midget AAA Hockey League (AMHL), Camrose of the Alberta Junior Hockey League (AJHL) and Kootenay of the WHL... Made his WHL debut and earned his first point with an assist vs. Lethbridge (3/12/13)... Split the 2013-14 season between Kootenay and Spokane of the WHL, totaling 11 points (3g, 8a) and 55 penalty minutes in 58 games... Scored his first WHL goal at EDM (10/19/13)... Acquired

by Spokane on 12/31/13 in exchange for Tyler King... Missed much of the 2014-15 season due to injury, totaling eight points (2g, 6a) in just 27 regular-season games... **2015-16:** Ranked tied for third among Spokane (WHL) skaters with 19 goals and was sixth with 44 points during his third full season of junior hockey... Scored a goal in the season opener vs. Tri-City (9/26)... Had his first career two-goal game at Victoria (10/6)... Missed 16 games from 10/16-11/21 after suffering a broken foot... Netted a power-play goal and added two assists for his first career three-point game vs. Saskatoon (1/13)... Registered a career-long, 10-game point streak from 1/29-2/14 (4g, 11a)... Had his second three-point game of the season (1g, 2a) vs. Kootenay (2/13)... Scored two goals vs. Tri-City (2/20)... Earned points in each of the final four games of the regular season (2g, 3a) and the first three games of the playoffs (3g, 0a).

CAREER STATS

YEAR	TEAM	LEAGUE	REGULAR SEASON					PLAYOFFS				
			GP	G	A	TP	PIM	GP	G	A	TP	PIM
2012-13	Calgary Jr. Flames	AMHL	28	11	14	25	82	—	—	—	—	—
	Camrose	AJHL	2	1	0	1	0	—	—	—	—	—
	Kootenay	WHL	4	0	1	1	4	5	0	0	0	0
2013-14	Kootenay	WHL	31	1	1	2	16	—	—	—	—	—
	Spokane	WHL	27	2	7	9	39	4	0	0	0	0
2014-15	Spokane	WHL	27	2	6	8	16	6	0	0	0	0
2015-16 (a)	Spokane	WHL	56	19	25	44	46	6	3	0	3	4
WHL Totals (4 seasons)			145	24	40	64	121	21	3	0	3	4

(a) June 29, 2016—Selected by the Carolina Hurricanes in the 2016 NHL Draft. Fifth Hurricanes pick, 74th overall, third round.



MATT FILIPE

Center • Shoots Left
6'2" • 198 lbs.
12/31/97 • Lynnfield, MA

Acquired: 2016 NHL Entry Draft
2015-16 Team: Cedar Rapids (USHL)
Drafted: Carolina 2016 (4-67-3)

CAREER

Selected by the Hurricanes in the third round, 67th overall, of the 2016 NHL Draft... Ranked No. 51 by NHL Central Scouting among North American skaters ahead of the 2016 NHL Draft... Begins his collegiate career at Northeastern (Hockey East) in 2016-17... Played three seasons of high school hockey at Malden Catholic, totaling 25 goals and 25 assists (50 points) in 58 career games, leading the Lancers to back-to-back Super 8 titles in 2013 and 2014... Attended the US Select 17 Festival in 2014-15, scoring four goals and adding an assist (5 points) in five games for Team Orange... Represented the United States at the 2015 Ivan Hlinka Memorial Tournament, earning one assist in five games as the Americans captured the bronze medal... His father, Paul, was a four-year letterwinner at Northeastern from 1978

to 1982, finishing with 73 points (18g, 55a) in 115 career games... **2015-16:** Finished fifth among Cedar Rapids (USHL) skaters with 36 points (19g, 17a) in 56 games... Was third among RoughRiders skaters in scoring... Named to the USHL All-Rookie Second Team after finishing eighth among all first-year skaters in scoring... Played in the 2015 CCM/USA Hockey All-American Prospects Game (9/25) as well as the 2016 USHL/NHL Top Prospects Game (1/12)... Scored goals in each of his first three USHL games (9/26-10/3: 4g)... Named USHL Forward of the Week on 11/30 after scoring three goals and adding two assists in three games... Had a seven-game point streak from 11/20-12/5 (5g, 5a)... Had a season-high three points vs. Muskegon (3/2).

CAREER STATS

YEAR	TEAM	LEAGUE	REGULAR SEASON					PLAYOFFS				
			GP	G	A	TP	PIM	GP	G	A	TP	PIM
2012-13	Malden Catholic	HIGH-MA	22	4	10	14	—	—	—	—	—	—
2013-14	Malden Catholic	HIGH-MA	15	7	5	12	—	—	—	—	—	—
2014-15	Malden Catholic	HIGH-MA	21	14	10	24	—	—	—	—	—	—
	Boch Blazers	MSHL	12	11	8	19	23	—	—	—	—	—
2015-16 (a)	Cedar Rapids	USHL	56	19	17	36	99	5	1	2	3	15
USHL Totals (1 Season)			56	19	17	36	99	5	1	2	3	15

(a) June 29, 2016—Selected by the Carolina Hurricanes in the 2016 NHL Draft. Fourth Hurricanes pick, 67th overall, third round.



HAYDN FLEURY

Defenseman • Shoots Left
6'3" • 221 lbs.
7/8/96 • Carlyle, Sask.

Acquired: 2014 NHL Draft
2015-16 Team: Red Deer (WHL)
Drafted: Carolina 2014 (1-7-1)

CAREER

Selected by the Hurricanes in the first round (7th overall) in the 2014 NHL Draft... Signed to a three-year, entry-level contract on 8/7/14... Totaled 134 points (30g, 104a) in 259 career Western Hockey League games with Red Deer... Had three points (1g, 2a) in five games for Western Canada at the 2013 World U-17 Challenge... Won a gold medal with Canada at the 2013 U-18 Ivan Hlinka Memorial Tournament... Was named Best Defenseman at the 2014 Under-18 World Championship, helping Canada capture bronze... Earned one assist in five games for Canada at the 2016 World Junior Championship... His brother, Cale, plays for Kootenay (WHL)... Is attempting to become the third player from Carlyle, Sask., (population 1,400) to reach the NHL (Brenden Morrow, Jim McKenzie)... Played Bantam and Midget AAA with Athol Murray College of Notre Dame in Wilcox, Sask. in 2010-11, scoring 26 points (7g, 19a) in 21 Bantam games... Other prominent Notre Dame alumni include Rod Brind'Amour, Brad Richards and Vincent Lecavalier... Selected by Red Deer in the second round (43rd overall) of the 2011 WHL Bantam Draft... Began his WHL career with Red Deer in 2011-12, playing four games with the Rebels... Made his WHL debut vs. Prince Albert (12/11/11)... Spent most of the 2011-12 season with Notre Dame in the Saskatchewan Midget Hockey League, notching 21 points (6g, 15a) in 39 games for the Argos... Also played for Team Saskatchewan in the 2011 Western Canada U16 Challenge Cup... Played his first full WHL season in 2012-13, ranking third among Rebels defensemen in scoring with 19 points (4g, 15a) in 66

games... Netted his first WHL goal at Swift Current (10/9/12)... Earned his first WHL assist at Calgary (10/13/12)... Had two assists in nine 2013 WHL playoff games for Red Deer, as the Rebels beat Prince Albert in five games before falling to Calgary... Led Red Deer defensemen with 46 points (8g, 38a) in 70 games in 2013-14, while registering a team leading plus-15 rating... Set single-game career highs with three assists at Moose Jaw (10/4/13) and at Lethbridge (11/9/13)... Was second among Red Deer defensemen in scoring with 28 points (6g, 22a) in 63 games in 2014-15... Totaled two points (1g, 1a) during the 2015 WHL playoffs, both of which came in Game 4 (4/2) of Red Deer's opening-round series loss to Medicine Hat... Joined Charlotte for the conclusion of the American Hockey League (AHL) season, and scored his first professional goal in his AHL debut vs. Rockford (4/12/15)... **2015-16:** Led Red Deer defensemen in assists (29) and ranked second in goals (12) and points (41) during his final season of junior hockey... Had 10 multi-point efforts... Netted the game-winning goal and earned an assist at Vancouver (10/17)... Also scored the game-winner at Medicine Hat (11/27)... Had assists and points in five consecutive games played from 12/9-1/9 (1g, 5a)... Led Red Deer defensemen in goals (4) and points (9) during the 2016 postseason... Named to Canadian Hockey League's Memorial Cup All-Star Team after finishing the tournament ranked second among all defensemen with five points (1g, 4a) for host Red Deer.

CAREER STATS

YEAR	TEAM	LEAGUE	REGULAR SEASON					PLAYOFFS				
			GP	G	A	TP	PIM	GP	G	A	TP	PIM
2010-11	Notre Dame	SMHL	3	0	1	1	0	—	—	—	—	—
2011-12	Notre Dame	SMHL	39	6	15	21	60	8	1	4	5	8
	Red Deer	WHL	4	0	0	0	0	—	—	—	—	—
2012-13	Red Deer	WHL	66	4	15	19	21	9	0	2	2	4
2013-14 (a, b)	Red Deer	WHL	70	8	38	46	46	—	—	—	—	—
2014-15	Red Deer	WHL	63	6	22	28	63	5	1	1	2	2
	Charlotte	AHL	1	1	0	1	0	—	—	—	—	—
2015-16	Red Deer	WHL	56	12	29	41	50	17	4	5	9	20
WHL Totals (5 seasons)			259	30	104	134	180	31	5	8	13	26

(a) June 27, 2014—Selected by the Carolina Hurricanes in the 2014 NHL Draft. First Hurricanes pick, seventh overall, first round.

(b) August 7, 2014—Signed a three-year, entry-level contract with the Carolina Hurricanes.



WARREN FOEGELE

Left Wing • Shoots Left
6'2" • 190 lbs.
4/1/96 • Markham, Ont.

Acquired: 2014 NHL Draft
2015-16 Teams: New Hampshire (H-East)/Kingston (OHL)
Drafted: Carolina 2014 (3-67-3)

CAREER

Selected by Carolina in the third round (67th overall) of the 2014 NHL Draft... Entered 2016-17 with 48 points (13g, 35a) in 52 career games for Kingston of the Ontario Hockey League (OHL)... Also spent time at the University of New Hampshire, where he was teammates with Hurricanes defenseman Brett Pesce in 2014-15... Totaled 95 goals and 85 assists (180 points) in 118 career varsity games over three seasons for Canadian prep school St. Andrews College... Played for his hometown Markham Waxers AAA team in 2011-12, totaling 18 points (10g, 8a) in 28 games... Also made his varsity debut for St. Andrew's College in 2011-12, appearing in eight games, including two playoff games, and earning one assist... Named a CISAA All-Star in 2012-13 after totaling 37 goals and 36 assists (73 points) in 58 games for St. Andrew's... In 2013-14, led St. Andrew's with 58 goals, 49 assists and 107 points in 52 games as the Saints captured the MacPherson Tournament, MPHL and

CISAA championships... Named a CISAA All-Star for the second consecutive season and selected as team MVP in 2013-14... Played in 34 of New Hampshire's 40 games in 2014-15, totaling 16 points (5g, 11a)... **2015-16:** Spent most of the season with Kingston (OHL), earning 48 points (13g, 35a) in 52 games... Played five games for the University of New Hampshire prior to joining the Frontenacs... Led Kingston in plus/minus (+32)... Ranked tied for fourth among Kingston skaters in assists and was fifth in scoring... Earned an assist in his OHL debut at Oshawa (11/1)... Scored his first OHL goal at Ottawa (11/4)... Netted a goal and added two assists for his first of 11 multi-point games at Sudbury (11/22)... Also registered three-point games (1g, 2a) vs. Peterborough (1/1) and vs. Flint (1/15)... Had a six-game point streak from 2/13-2/16 (3g, 4a)... Led Kingston and ranked tied for eighth in the league in playoff goals (8) as the Frontenacs topped Oshawa before falling to Niagara in the second round.

CAREER STATS

YEAR	TEAM	LEAGUE	REGULAR SEASON					PLAYOFFS				
			GP	G	A	TP	PIM	GP	G	A	TP	PIM
2011-12	Markham	ETAMMHL	28	10	8	18	38	-	-	-	-	-
	St. Andrew's	CISAA	1	0	0	0	0	-	-	-	-	-
	St. Andrew's	MPHL	5	0	1	1	0	2	0	0	0	0
2012-13	St. Andrew's	CISAA	15	9	10	19	20	5	3	2	5	6
	St. Andrew's	MPHL	13	7	10	17	12	3	2	5	7	2
	St. Andrew's	High-Ont.	22	16	9	25	8	-	-	-	-	-
2013-14 (a)	St. Andrew's	CISAA	14	17	6	23	15	5	5	4	9	10
	St. Andrew's	MPHL	13	12	17	29	14	3	6	5	11	2
	St. Andrew's	High-Ont.	17	18	17	35	26	-	-	-	-	-
2014-15	New Hampshire	H-East	34	5	11	16	26	-	-	-	-	-
2015-16	New Hampshire	H-East	5	0	1	1	4	-	-	-	-	-
	Kingston	OHL	52	13	35	48	44	9	8	2	10	12
OHL Totals (1 Season)			52	13	35	48	44	9	8	2	10	12

(a) June 28, 2014—Selected by the Carolina Hurricanes in the 2014 NHL Draft. Third Hurricanes pick, 67th overall, third round.



TYLER GANLY

Defenseman • Shoots Right
6'2" • 204 lbs.
3/22/95 • Milton, Ont.

Acquired: 2013 NHL Draft
2014-15 Team: Sault Ste. Marie (OHL)
Drafted: Carolina 2013 (4-156-6)

CAREER

Selected by the Hurricanes in the sixth round (156th overall) in the 2013 NHL Draft... Had earned two assists in 26 career American Hockey League (AHL) games with Charlotte entering 2016-17... Totaled 54 points (5g, 49a) and 159 penalty minutes in 167 career Ontario Hockey League (OHL) games with Sault Ste. Marie prior to turning professional... Was teammates in Sault Ste. Marie with fellow Hurricanes prospects Sergey Tolchinsky and Kyle Jenkins... Spent most of the 2010-11 season with the Toronto Junior Canadiens minor midget AAA team, totaling 44 points (14g, 30a) in 84 Greater Toronto Hockey League (GTHL) games... Participated in the 2011 U17 Provincial Camp in Thunder Bay... Served as an alternate captain for the Toronto Junior Canadiens midget AAA team in 2011-12, totaling 24 points (9g, 15a) in 39 GTHL games... Represented the Junior Canadiens in the 2012 GTHL All-Star Game... Completed his first season of major junior hockey with Sault Ste. Marie in 2012-13, notching 17 assists and a (+2) rating in 62 games... Made his OHL debut vs. Plymouth (9/21/12)... Earned his first OHL point with an assist vs. Saginaw (10/3/12)... Played all six games of Sault Ste. Marie's 2013 first-round playoff series against Owen Sound... Ranked third among Sault Ste.

Marie defensemen in scoring with 21 points (3g, 18a) in 67 games in 2013-14... Was second on the team and first among blueliners with a plus-34 rating, serving as an alternate captain for the Greyhounds... Appeared in all nine 2014 playoff games for Sault Ste. Marie, as the Greyhounds eliminated Owen Sound before being swept by Erie... Completed his final season of junior hockey with Sault Ste. Marie in 2014-15, totaling 16 points (2g, 14a) in 38 regular-season games and again serving as alternate captain... Missed two months of action in 2014-15 after fracturing his finger sparring with Cristiano DiGiacinto vs. Windsor (12/14)... Led all Greyhounds in plus/minus during the 2015 OHL playoffs (+14) as Sault Ste. Marie advanced to the conference final before falling to Erie... **2015-16:** Split the season between Florida (ECHL) and Charlotte (AHL), earning one assist in 15 games with the Everblades and two assists in 26 games for the Checkers... Made his AHL debut and recorded his first AHL point with an assist at Iowa (10/10)... Dropped the gloves with Yannick Veilleux for his first professional fight vs. Chicago (3/10).

CAREER STATS

YEAR	TEAM	LEAGUE	REGULAR SEASON					PLAYOFFS				
			GP	G	A	TP	PIM	GP	G	A	TP	PIM
2010-11	Tor. Jr. Canadiens	GTHL	84	14	30	44	44	-	-	-	-	-
	Tor. Canadiens	Ont.-Jr. A	2	0	1	1	0	-	-	-	-	-
2011-12	Tor. Jr. Canadiens	GTHL	39	9	15	24	60	10	2	4	6	4
	Brampton Capitals	Ont.-Jr. A	7	0	1	1	0	-	-	-	-	-
2012-13 (a)	Sault Ste. Marie	OHL	62	0	17	17	64	6	0	0	0	0
2013-14	Sault Ste. Marie	OHL	67	3	18	21	62	9	0	2	2	8
2014-15	Sault Ste. Marie	OHL	38	2	14	16	33	14	2	7	9	4
2015-16	Florida	ECHL	15	0	1	1	2	-	-	-	-	-
	Charlotte	AHL	26	0	2	2	23	-	-	-	-	-
AHL Totals (1 Season)			26	0	2	2	23	-	-	-	-	-

(a) June 30, 2013—Selected by the Carolina Hurricanes in the 2013 NHL Draft. Fourth Hurricanes pick, 156th overall, sixth round.



JULIEN GAUTHIER

Right Wing • Shoots Right
6'4" • 225 lbs.
10/15/97 • Pointe-aux-Trembles, Que.

Acquired: 2016 NHL Draft
2015-16 Team: Val-d'Or (QMJHL)
Drafted: Carolina 2016 (2-21-1)

CAREER

Selected by the Hurricanes in the first round, 21st overall, of the 2016 NHL Draft... Signed a three-year, entry-level contract with Carolina on 7/9/16... Had totaled 160 points (88g, 72a) in 184 career Quebec Major Junior Hockey League (QMJHL) games for Val-d'Or entering 2016-17... Skated in six games for Quebec at the 2014 World Under-17 Challenge... Was the youngest member of Canada's team at the 2016 World Junior Championship, earning two assists in five games... His uncle, Denis Gauthier, was selected 20th overall by Calgary in the 1995 NHL Draft and played 554 career games for the Flames, Coyotes, Flyers and Kings from 1997-2009... Totaled 32 points (12g, 20a) for Laval-Montreal in the Quebec Amateur Athletic Association in 2012-13... Led all skaters with 12 points (5g, 7a) in six games at the 2013 Canadian National Midget AAA championship, helping Laval-Montreal Rousseau Royal capture a bronze medal... Debuted as a 16-year-old rookie in the QMJHL in 2013-14, totaling 30 points (9g, 21a) during the regular season... Played his first QMJHL game at Gatineau (9/13/13)... Scored his first two QMJHL goals and added an assist at Quebec (9/28/13)... Earned seven assists in the 2014 QMJHL playoffs, as Val-d'Or captured the President's Cup as league champions... Appeared in all four


games for Val-d'Or at the Canadian Hockey League's 2014 Memorial Cup... Was tied for second among Val-d'Or skaters in goals (38) and was fifth on the team in points (73) during the 2014-15 season... Registered his first QMJHL hat trick and added an assist at Rimouski (11/5/14)... Earned his second hat trick just 10 days later, adding a pair of assists for a career-high five points vs. Shawinigan (11/15)... Had an eight-game point streak from 12/13/14-1/4/15 (7g, 4a)... Had 10 points (5g, 5a) in 17 QMJHL playoff games as Val-d'Or advanced to the semifinal before falling to Rimouski... **2015-16:** Completed his third QMJHL season, netting 41 games to lead Val-d'Or and rank tied for sixth in the league... Played in the CHL Top Prospects Game for Team Cherry... Registered 14 multi-point games including 10 multi-goal contests... Earned points in 13 consecutive games played from 11/1-1/15 (17g, 7a), missing time during that span to participate in the 2016 World Junior Championship... Had hat tricks vs. Sherbrooke (9/18) and at Moncton (12/6)... Earned a career-high three assists vs. Drummondville (11/27) and vs. Moncton (2/26)... Totaled five points (2g, 3a) in five QMJHL playoff games as Val-d'Or fell to Blainville-Boisbriand in the opening round.

CAREER STATS

YEAR	TEAM	LEAGUE	REGULAR SEASON					PLAYOFFS				
			GP	G	A	TP	PIM	GP	G	A	TP	PIM
2012-13	Laval-Montreal	QAAA	42	12	20	32	30	17	3	8	11	6
2013-14	Val-d'Or	QMJHL	62	9	21	30	19	24	0	7	7	2
2014-15	Val-d'Or	QMJHL	68	38	35	73	46	17	5	4	10	6
2015-16 (a, b)	Val-d'Or	QMJHL	54	41	16	57	24	6	2	3	5	8
QMJHL Totals (3 Seasons)			184	88	72	160	89	—	—	—	—	—

(a) June 24, 2016—Selected by the Carolina Hurricanes in the 2016 NHL Draft. First Hurricanes pick, 21st overall, first round.

(b) July 9, 2016—Signed a three-year, entry-level contract with the Carolina Hurricanes.



JEREMY HELVIG

Goaltender • Catches Left
6'4" • 207 lbs.
5/25/97 • Markham, Ont.

Acquired: 2016 NHL Draft
2015-16 Team: Kingston (OHL)
Drafted: Carolina 2016 (8-134-5)

CAREER


Selected by the Hurricanes in the fifth round, 134th overall, in the 2016 NHL Draft... Was ranked 15th among North American netminders by NHL Central Scouting heading into the draft... Had a career record of 21-11-3 with a 2.92 goals-against average and two shutouts for Kingston of the Ontario Hockey League (OHL) entering the 2016-17 season... Was teammates in Kingston with fellow Hurricanes prospects Roland McKeown and Warren Foegele... Played for the Toronto Patriots of the Ontario Junior Hockey League (OJHL) in 2013-14, going 17-7-1 with a 2.69 goals-against average... Was the second goaltender chosen in the 2013 OHL Priority Selection... Played his rookie OHL season with Kingston in 2014-15, posting a record of 2-8-2 with a 4.55 goals-against average... Made his OHL debut vs. Mississauga (10/10/14)... Earned his first OHL win at Belleville (2/25)... **2015-16:** Completed his second OHL season with Kingston, going

19-3-1 with a 2.13 goals-against average and .929 save percentage... Ranked first among OHL netminders with at least 1,000 minutes played in goals-against average and save percentage... Was tied for ninth in the league in shutouts (2)... Won in his season debut at London (9/26)... Earned victories in 10 of 11 appearances from 12/30-2/29, including a six-game winning streak from 2/6-2/29... Stopped 323 of 339 shots during that span for a 1.66 goals-against average and .952 save percentage... Made 32 saves for his first OHL shutout vs. Niagara (2/21)... Earned his second shutout with 30 saves vs. Oshawa (3/18)... Ranked first among OHL netminders in shutouts (2) and second in goals-against average (2.40) during the playoffs, going 3-1 as Kingston advanced to the second round before falling to Niagara.

CAREER STATS

YEAR	TEAM	LEAGUE	REGULAR SEASON						PLAYOFFS					
			GP	MIN	GA	SO	GAA	W-L-OT	GP	MIN	GA	SO	GAA	W-L
2013-14	Tor. Patriots	QMJHL	28	1516	68	1	2.69	17-7-1	—	—	—	—	—	—
2014-15	Kingston	OHL	14	699	53	0	4.55	2-8-2	1	23	2	0	5.15	0-0
2015-16 (a)	Kingston	OHL	27	1437	51	2	2.13	19-3-1	7	325	13	2	2.40	3-1
OHL Totals (2 Seasons)			41	2136	104	2	2.92	21-11-3	8	348	15	2	2.59	3-1

(a) June 25, 2016—Selected by the Carolina Hurricanes in the 2016 NHL Draft. Eighth Hurricanes pick, 134th overall, fifth round.



GREGORY HOFMANN

Center • Shoots Left
6'0" • 200 lbs.
11/13/92 • Tramelan, Switzerland

Acquired: 2011 NHL Entry Draft
2015-16 Team: Lugano (Swiss)
Drafted: Carolina 2011 (4-103-4)

CAREER

Had earned 118 points (59g, 59a) in 259 career games in the Swiss National League entering 2016-17... Was ranked 11th among European skaters by Central Scouting heading into the 2011 NHL Entry Draft... Has represented Switzerland in a number of international tournaments... Ranked tied for fourth in the tournament with five goals in six games at the 2010 U-18 World Junior Championship in Belarus, helping the Swiss to a fifth-place finish – their best result at the tournament in 10 years... Scored two of Switzerland's eight goals in an 8-3 victory against Canada West in the bronze medal game of the 2010 World Junior A Challenge in Penticton, British Columbia, finishing the tournament ranked second among all skaters in goals (4) and tied for third in points (6)... Was tied for second among Swiss skaters with four points (1g, 3a) at the 2011 World Junior Championship in Buffalo, as Switzerland advanced to the medal round

before falling to Canada in the quarterfinals... Totaled two points (1g, 1a) in six games during the 2012 World Junior Championship in Canada... Earned two points (1g, 1a) in seven games for Switzerland at the 2016 IIHF World Championship... Had six points (5g, 1a) in 34 games with HC Ambrì-Piotta, skating as a 19-year-old in Switzerland's National League in 2011-12... Established Swiss National League career highs in games played (49), goals (16) and points (27) in 2012-13... Totaled 17 points (7g, 10a) during his second season with Davos in 2013-14... Totaled 11 goals and a career-high 14 assists for Davos in 2014-15... **2015-16:** Established career highs in goals (17) and points (31) in his first season with HC Lugano of Switzerland's National League A... Had seven points (4g, 3a) in 13 playoff games as Lugano advanced to the championship before falling to SC Bern.

CAREER STATS

YEAR	TEAM	LEAGUE	REGULAR SEASON					PLAYOFFS				
			GP	G	A	TP	PIM	GP	G	A	TP	PIM
2009-10	Ambri Jr.	Swiss Jr.	34	25	30	55	20	3	1	2	3	6
	Ambri	Swiss	1	0	0	0	0	1	0	0	0	0
2010-11 (a)	Ambri Jr.	Swiss Jr.	2	2	0	2	2	–	–	–	–	–
	Ambri	Swiss	41	3	9	12	2	12	0	2	2	2
2011-12	Ambri	Swiss-Q	–	–	–	–	–	5	1	2	3	2
	Ambri	Swiss	34	5	1	6	6	8	1	0	1	0
	Ambri	Swiss-Q	–	–	–	–	–	4	1	1	2	2
2012-13	Ambri	Swiss-Jr.	7	3	1	4	2	2	2	0	2	0
2012-13	Davos	Swiss	49	16	11	27	20	7	0	2	2	0
2013-14	Davos	Swiss	41	7	10	17	30	–	–	–	–	–
2014-15	Davos	Swiss	47	11	14	25	18	13	3	2	5	2
2015-16	Lugano	Swiss	46	17	14	31	47	13	4	3	7	6
Swiss Totals (7 Seasons)			259	59	59	118	123	54	8	7	15	10

(a) June 25, 2011—Selected by the Carolina Hurricanes in the 2011 NHL Entry Draft. Fourth Hurricanes pick, 103rd overall, fourth round.



ERIK KARLSSON

Left Wing • Shoots Left
6'0" • 170 lbs.
7/28/94 • Lerum, Sweden

Acquired: 2012 NHL Draft
2015-16 Teams: Charlotte (AHL), Florida (ECHL)
Drafted: Carolina 2012 (4-99-4)

CAREER

Selected by the Hurricanes in the fourth round (99th overall) of the 2012 NHL Draft... Played 99 career games with Frolunda in the Swedish Hockey League (SHL), totaling nine points (3g, 6a)... Had 96 points (33g, 63a) in 125 career games with Frolunda Jr. of Sweden's junior league... Teamed with fellow Hurricanes draft picks Elias Lindholm and Lucas Wallmark to capture silver with Sweden at the 2014 World Junior Championship, notching three assists in seven games... Earned five points (2g, 3a) in six games as Sweden captured the silver medal at the 2012 U18 World Junior Championship in the Czech Republic... Also won silver with Sweden at the 2011 Ivan Hlinka Tournament and played in the 2011 World Junior A Challenge, the 2012 U-18 5 Nations Cup and the 2013 4 Nations Cup... Spent most of the 2011-12 with Frolunda Jr. of Sweden's junior

league, notching 14 goals and 19 assists (33 points) in 47 games... Scored 10 goals and added 25 assists (35 points) in 40 games with Frolunda Jr. in 2012-13... Also made his Swedish Elite League debut in 2012-13, appearing in five games for Frolunda... Spent the majority of the 2013-14 season in the SHL with Frolunda, totaling five goals and one assist (6 points) in 41 games... Played the full season with 2014-15 SHL season with Frolunda, registering three points (1g, 2a)... **2015-16:** Completed his first professional season in North America, notching nine points (3g, 6a) in 49 AHL games for Charlotte... Also appeared in three ECHL games for the Florida Everblades... Scored a power-play goal in his AHL debut at Milwaukee (10/16)... Earned his first assist of the season vs. Milwaukee (11/14)... Netted a pair of goals in a 6-2 win at Manitoba (3/26).

CAREER STATS

YEAR	TEAM	LEAGUE	REGULAR SEASON					PLAYOFFS				
			GP	G	A	TP	PIM	GP	G	A	TP	PIM
2009-10	Frolunda U18	Swe-U18	13	2	3	5	2	1	0	0	0	27
2010-11	Frolunda U18	Swe-U18	26	20	22	42	12	4	1	1	2	4
	Frolunda Jr.	Swe-Jr.	29	4	9	13	41	7	1	1	2	4
2011-12 (a)	Frolunda U18	Swe-U18	4	3	7	10	8	4	2	3	5	4
	Frolunda Jr.	Swe-Jr.	47	14	19	33	70	2	0	0	0	0
2012-13	Frolunda	Sweden	5	0	0	0	0	–	–	–	–	–
	Karlskrona	Sweden-2	2	0	1	1	0	–	–	–	–	–
	Frolunda Jr.	Swe-Jr.	40	10	25	35	48	6	1	5	6	0
2013-14 (b)	Frolunda	Sweden	41	5	1	6	6	6	1	0	1	0
	Frolunda Jr.	Swe-Jr.	9	5	10	15	2	–	–	–	–	–
2014-15	Frolunda	Sweden	53	1	2	3	6	7	0	0	0	2
2015-16	Charlotte	AHL	49	3	6	9	6	–	–	–	–	–
	Florida	ECHL	3	0	0	0	0	–	–	–	–	–
AHL Totals (1 Season)			49	3	6	9	6	–	–	–	–	–

(a) June 23, 2012—Selected by the Carolina Hurricanes in the 2012 NHL Draft. Fourth Hurricanes pick, 99th overall, fourth round.

(b) May 27, 2014—Signed a three-year, entry-level contract with the Carolina Hurricanes.



JANNE KUOKKANEN

Left Wing/Center • Shoots Left
6'1" • 188 lbs.

5/25/98 • Oulunsalo, Finland

Acquired: 2016 NHL Draft

**2015-16 Teams: Karpat (Finland), Karpat Jr. (Finland Jr.),
 Hokki (Finland-2), Karpat U18 (Finland-U18)**

Drafted: Carolina 2016 (3-43-2)

CAREER


Selected by the Hurricanes in the second round, 43rd overall, in the 2016 NHL Draft... Will play for the London Knights in the Ontario Hockey League (OHL) in 2016-17... Totaled 68 points (25g, 43a) in 82 career games with Karpat Jr. in the Finnish junior league... Has represented Finland in international tournaments including the 2014 U-17 World Hockey Challenge, the 2015 and 2016 Five Nations Tournaments, the 2015 Ivan Hlinka Memorial Tournament and the 2016 U18 World Championship... Was tied for third among Finnish skaters in scoring at the 2016 U18 World Championships with seven points (3g, 4a) in seven games as Finland won gold... Scored 26 goals and added 27 assists (53 points) in 44 games for Karpat's

U-18 team in 2013-14... Split 2014-15 between Karpat's U-18 and U-20 squads, totaling 15 points (3g, 12a) in 35 games for Karpat Jr... **2015-16:** Played on four different levels in Finland during his draft year, spending the majority of the season with Karpat Jr... Totaled 53 points (22g, 31a) in 47 games for Karpat Jr... Also made his debut in Finland's SM Liiga with Karpat, netting two goals in his only game... Also skated in one game for Hokki of the Mestis League, scoring a goal and adding an assist... Had one assist in three playoff games for Karpat Jr. and also skated for Karpat's U-18 team during the playoffs, earning five points (1g, 4a) in five games.

CAREER STATS

YEAR	TEAM	LEAGUE	REGULAR SEASON					PLAYOFFS				
			GP	G	A	TP	PIM	GP	G	A	TP	PIM
2013-14	Karpat U18	Fin-U18	44	26	27	53	32	5	5	2	7	0
2014-15	Karpat U18	Fin-U18	3	1	4	5	4	9	3	4	7	0
	Karpat Jr.	Fin-Jr.	35	3	12	15	16	—	—	—	—	—
2015-16 (a)	Karpat Jr.	Fin-Jr.	47	22	31	53	53	3	0	1	1	2
	Karpat	Finland	1	2	0	2	0	—	—	—	—	—
	Hokki	Finland-2	1	1	1	2	2	—	—	—	—	—
	Karpat U18	Fin-U18	—	—	—	—	—	5	1	4	5	0
Finland Jr. Totals (2 Seasons)			82	25	43	68	69	—	—	—	—	—

(a) June 24, 2016—Selected by the Carolina Hurricanes in the 2016 NHL Draft. Third Hurricanes pick, 43rd overall, second round.



JACK LaFONTAINE

Goaltender • Catches Left
6'2" • 204 lbs.

1/6/98 • Mississauga, Ont.

Acquired: 2016 NHL Draft

2015-16 Team: Janesville (NAHL)

Drafted: Carolina 2016 (6-75-3)

CAREER


Selected by the Hurricanes in the third round, 75th overall, in the 2016 NHL Draft... Was ranked 13th among North American netminders by NHL Central Scouting heading into the draft... Will begin his collegiate career at the University of Michigan in 2016-17... Spent two seasons with the Don Mills Flyers minor midget program in 2012-13 and 2013-14, where he was teammates with Toronto Maple Leafs forward Mitch Marner... Played in the 2013-14 OHL Cup Showcase... Played for the Georgetown Raiders of the Ontario Junior Hockey League (OJHL) in 2014-15, going 20-6-0 with a 2.13 goals-against average and .923 save percentage in 30 regular-season games... Was named to the 2015 OJHL All-Prospect First Team and

attended the Canada U-17 Summer Camp... His uncle, Brian Bradley, was drafted by the Calgary Flames in 1983 and played in 651 career games with the Flames, Vancouver Canucks, Toronto Maple Leafs and Tampa Bay Lightning... **2015-16:** Was 24-8-7 with a 2.16 goals-against average and .921 save percentage in 41 regular season games for the Janesville Jets of the North American Hockey League (NAHL)... Was named NAHL Midwest Division Goaltender of the Year... Was chosen for the NAHL Selects team for the league's Top Prospects Tournament, winning his only start by stopping 30 of 32 pucks... Posted a 2.89 goals-against average and .926 save percentage during the Robertson Cup playoffs.

CAREER STATS

YEAR	TEAM	LEAGUE	REGULAR SEASON						PLAYOFFS					
			GP	MIN	GA	SO	GAA	W-L-OT	GP	MIN	GA	SO	GAA	W-L
2012-13	Don Mills	GTHL	26	1056	60	1	2.56	10-9-6	5	172	12	0	3.14	2-1
	Don Mills	Other	9	383	24	1	2.82	4-3-2	—	—	—	—	—	—
2013-14	Don Mills	GTHL	22	987	53	4	2.42	9-10-3	7	288	18	0	2.81	2-3
	Don Mills	Other	15	586	32	2	2.46	9-3-1	—	—	—	—	—	—
2014-15	Georgetown	ON-Jr. A	30	1635	58	2	2.13	20-6-0	8	430	17	2	2.37	4-4
2015-16 (a)	Janesville	NAHL	41	2356	85	4	2.16	24-8-7	4	286	9	0	1.89	1-1
NAHL Totals (1 Season)			41	2356	85	4	2.16	24-8-7	4	286	9	0	1.89	1-1

(a) June 25, 2016—Selected by the Carolina Hurricanes in the 2016 NHL Draft. Sixth Hurricanes pick, 75th overall, third round.



STEVEN LORENTZ

Center/Left Wing • Shoots Left
6'4" • 201 lbs.
4/13/96 • Kitchener, Ont.

Acquired: 2015 NHL Entry Draft
2015-16 Team: Peterborough (OHL)
Drafted: Carolina 2015 (9-186-7)

CAREER


Selected by the Hurricanes in the seventh round, 186th overall, in the 2015 NHL Draft... Had totaled 46 goals and 57 assists (103 points) in 181 career Ontario Hockey League (OHL) games with Peterborough entering 2016-17... Played for the Waterloo Wolves minor midget AAA team in 2011-12, totaling 47 points (19g, 28a) in 56 games... Chosen by Peterborough in the 12th round of the 2012 OHL Priority Selection... Was third among Waterloo Wolves skaters in regular-season scoring with 34 points (17g, 17a) in 31 major midget AAA games in 2012-13... Earned 18 points (7g, 11a) in 64 games during his first OHL season in 2013-14... Notched three assists in his OHL debut vs. Kingston (9/19/13)... Scored his first career OHL goal with the shorthanded, game-winning tally vs. Mississauga (10/17/13)... Played in all 11 of Peterborough's 2014 OHL playoff games, registering two goals... Ranked seventh among Petes skaters

in scoring with 37 points (16g, 21a) in 59 games in 2014-15... Notched a career-high four points with two goals and two assists at Ottawa (2/6/15)... Earned one assist in five OHL playoff games as Peterborough fell to Oshawa in the first round of the 2015 OHL playoffs... **2015-16:** Was fourth among Peterborough skaters in goals (23) and fifth in scoring (48 points) during his third OHL season... Had 16 multi-point games... Netted a pair of goals vs. Kingston (11/10)... Had a six-game point streak from 11/18-11/28 (3g, 5a)... Scored two goals at Hamilton (12/11)... Registered his third multi-goal game with a pair of tallies in the regular-season finale at Niagara (3/19)... Was tied for third on the team in playoff scoring with five points (2g, 3a) in seven games as the Petes fell to North Bay in seven games.

CAREER STATS

YEAR	TEAM	LEAGUE	REGULAR SEASON					PLAYOFFS				
			GP	G	A	TP	PIM	GP	G	A	TP	PIM
2011-12	Wat. Wolves MM	Minor-Ont.	56	19	28	47	24	—	—	—	—	—
2012-13	Wat. Wolves Mid.	Minor-Ont.	31	17	17	34	24	16	8	15	23	10
	Waterloo	Ont.-Jr. B	3	0	0	0	2	—	—	—	—	—
2013-14	Peterborough	OHL	64	7	11	18	18	11	2	0	2	0
2014-15 (a)	Peterborough	OHL	59	16	21	37	15	5	0	1	1	2
2015-16	Peterborough	OHL	58	23	25	48	27	7	2	3	5	0
OHL Totals (3 Seasons)			181	46	57	103	60	23	4	4	8	2

(a) June 27, 2015—Selected by the Carolina Hurricanes in the 2015 NHL Draft. Ninth Hurricanes pick, 186th overall, seventh round.



ROLAND McKEOWN

Defenseman • Shoots Right
6'1" • 195 lbs.
1/20/96 • Listowel, Ont.

Acquired: 2/25/15, Trade with LA
2014-15 Teams: Kingston (OHL), Charlotte (AHL)
Drafted: Los Angeles 2014 (2-50-2)

CAREER

Was acquired by the Hurricanes on 2/25/15 along with a first-round pick in the 2016 NHL Draft in exchange for Andrej Sekera... Signed a three-year, entry-level contract with Carolina on 4/1/15... Originally selected by the Los Angeles Kings in the second round (50th overall) of the 2014 NHL Draft... Totaled 146 points (32g, 114a) in 247 career Ontario Hockey League (OHL) games with Kingston... Has represented Canada in several international competitions... Earned one assist in seven games as Canada won gold at the 2013 U18 World Junior Championship, including the 2016 World Junior Championship... Registered three assists in five games for Ontario at the 2013 World U17 Challenge... Served as captain for the bronze-medal-winning Canadian squad at the 2014 U18 World Junior Championship... Also won gold with Canada at the 2013 Ivan Hlinka Memorial Tournament... Is a product of the Toronto Marlboros minor hockey program... Served as captain for the Marlboros minor midget team and led club defensemen with 35 points (10g, 25a) in 28 games in 2011-12... Was selected by Kingston in the first round, second overall, in the 2012 OHL Priority Draft... Was named to the OHL's All-Rookie Team in 2012-13 after notching 29 points (7g, 22a) in 61 games with Kingston... Ranked second among Frontenacs defensemen and 13th among OHL blueliners with 43 points (11g, 32a) in 62 games during his second OHL season in 2013-14...

Played in the 2014 CHL Top Prospects Game... Ranked second among Frontenacs defensemen in goals (7), assists (25) and points (32) in 2014-15... Joined the Hurricanes' AHL affiliate in Charlotte after the 2015 OHL playoffs and made his professional debut with the Checkers vs. Rockford (4/11/15)... Earned his first professional point with an assist vs. Rockford (4/12/15)... **2015-16:** Led Kingston defensemen in scoring with 42 points (7g, 35a) in 59 games during his final season of junior hockey... Ranked tied for eighth among OHL defensemen in assists (35) and tied for 13th in points (42)... Was nominated for OHL Defenseman of the Year and selected to the OHL's Third All-Star Team... Was teammates with fellow Hurricanes prospects Warren Foegele and Jeremy Helvig... Had nine multi-point efforts including eight multi-assist games... Registered a season-high three assists at Erie (10/23)... Scored two goals and earned an assist vs. Kitchener (11/7)... Had five game point streaks from 10/23-11/1 (1g, 7a) and 11/29-12/9 (2g, 5a)... Led Kingston defensemen and ranked third overall on the team in scoring during the 2016 OHL playoffs with 12 points (3g, 9a) in nine games... Was tied for fifth among OHL defensemen in playoff scoring despite Kingston falling in the second round to Niagara.


CAREER STATS

YEAR	TEAM	LEAGUE	REGULAR SEASON					PLAYOFFS				
			GP	G	A	TP	PIM	GP	G	A	TP	PIM
2011-12	Toronto Marlboros	GTHL	28	10	25	35	30	—	—	—	—	—
2012-13	Kingston	OHL	61	7	22	29	33	4	0	0	0	4
2013-14 (a)	Kingston	OHL	62	11	32	43	61	7	1	3	4	8
2014-15 (b, c)	Kingston	OHL	65	7	25	32	57	4	0	1	1	9
	Charlotte	AHL	4	0	1	1	0	—	—	—	—	—
2015-16	Kingston	OHL	59	7	35	42	49	9	3	9	12	6
OHL Totals (3 seasons)			247	32	114	146	200	24	4	13	17	27

(a) June 28, 2014—Selected by the Los Angeles Kings in the 2014 NHL Draft. Second Kings pick, 50th overall, second round.

(b) Feb. 25, 2015—Acquired by the Carolina Hurricanes along with a first-round pick in the 2016 NHL Draft in exchange for Andrej Sekera.

(c) April 1, 2015—Signed a three-year, entry-level contract with the Carolina Hurricanes.



ALEX NEDELJKOVIC

Goaltender • Catches Left
6'0" • 198 lbs.
1/7/96 • Parma, OH

Acquired: 2014 NHL Draft
2015-16 Teams: Flint/Niagara (OHL)
Drafted: Carolina 2014 (2-37-2)

CAREER

Was Carolina's second-round selection (37th overall) in the 2014 NHL Draft... Signed a three-year, entry-level contract with the Hurricanes on 3/27/15... Completed his junior hockey career with a record of 73-56-9 and a 2.97 goals-against average in 136 games with Plymouth, Flint and Niagara... Named one of the top three players for the United States at the 2014 U18 World Junior Championship, going 5-1 with a 1.84 goals-against average to lead Team USA to the gold medal... Won silver with the U.S. at the 2013 Ivan Hlinka Memorial Tournament, going 3-1 with a 2.99 goals-against average... Was a member of the U.S. team for the 2015 World Junior Championship, but did not play in a game... Served as starting goaltender for Team USA at the 2016 World Junior Championship, going 4-2 with a 1.66 goals-against average and .943 save percentage to lead the Americans to bronze... Played for Team Cherry at the 2014 CHL/NHL Top Prospects Game... Played for the Cleveland Barons in 2010-11, posting a 1.97 goals-against average in 52 games and earning an invitation to the 2011 Warren Strelow National Team Goaltending Camp run by USA Hockey... Split the 2011-12 season between the Cleveland Barons U18 midget team and the Bell Tire U16 squad... Helped Bell Tire to a third-place finish at the 2012 USA Hockey Tier 1 U16 Nationals... Selected by the Plymouth Whalers in the sixth round (123rd overall) of the 2012 OHL Priority Draft... Began the 2012-13 season with the Metro Jets in the NA3HL, going 5-3 with a 2.49 goals-against average and .933 save percentage... Joined Plymouth and eventually took over the starter's role for Plymouth as a 16-year-old, going 19-2-2 with a 2.28 goals-against average and .923 save percentage... Earned 2012-13 OHL All-Rookie First Team honors and captured the F.W. "Dinty" Moore Trophy for best goals-against average among rookie goaltenders... Made his OHL debut at Belleville (11/17/12)... Made 26 saves to earn his first OHL victory

at Erie (11/28/12)... Won 13 of his final 14 games for the 2012-13 regular season, including his first OHL shutout with 20 saves vs. Sarnia (2/23/13)... Played in all 15 of Plymouth's postseason contests, going 9-5 with a 2.71 goals-against average as Plymouth advanced to the 2013 Western Conference Final before falling to London... Named the OHL Goaltender of the Year and to the OHL First All-Star Team in 2013-14 after going 26-27-7 with a 2.88 goals-against average and .925 save percentage in 61 games for Plymouth... Was the first netminder in Whalers franchise history to claim Goaltender of the Year honors and just the third American-born goalie to win the award... Made 2,042 saves for the 2013-14 season, facing the second-most shots in the OHL (2,207)... Made an OHL career-high 58 saves on 60 shots in Plymouth's win vs. Saginaw (1/20/14)... Stopped an average of 38 shots per game during Plymouth's 2014 first-round loss to Guelph, including a 52-save performance in the club's only win of the postseason... Ranked first in the OHL in saves (1,827) and shots faced (1,994), tied for third among in shutouts (5) and fifth in save percentage (.916) in 2014-15, going 20-28-7 with a 3.13 goals-against average for Plymouth... Made his professional debut with Florida (ECHL) after the conclusion of his junior season, going 2-1-0 with a 3.38 goals-against average in three games with the Everblades... **2015-16:** Split his final season of junior hockey between Flint and Niagara (OHL), going 24-20-4 with a 2.91 goals-against average... Had a 43-save shutout at Sudbury (11/28)... Was traded to Niagara on 12/7 along with fellow Hurricanes prospect Josh Wesley... Debuted for Niagara on 12/8, stopping 44 of 45 shots in a 2-1 victory at Peterborough... Made 18 saves in a shutout win vs. Guelph (2/27)... Went 12-5 with a 2.81 goals-against average during the playoffs, leading the IceDogs to the OHL Final before falling to Memorial Cup champion London.

CAREER STATS

YEAR	TEAM	LEAGUE	REGULAR SEASON						PLAYOFFS					
			GP	MIN	GA	SO	GAA	W-L-OT	GP	MIN	GA	SO	GAA	W-L
2012-13	Plymouth	OHL	26	1371	52	2	2.28	19-2-2	15	864	39	1	2.71	9-4
	Metro	NA3HL	9	530	22	0	2.49	5-3-0	-	-	-	-	-	-
2013-14 (a)	Plymouth	OHL	61	3436	165	1	2.88	26-27-7	5	272	20	0	4.41	1-4
2014-15 (b)	Plymouth	OHL	55	3206	167	5	3.13	20-28-7	-	-	-	-	-	-
	Florida	ECHL	3	178	10	0	3.38	2-1-0	-	-	-	-	-	-
2015-16	Flint	OHL	19	1122	60	1	3.21	9-7-2	-	-	-	-	-	-
	Niagara	OHL	30	1766	80	1	2.72	15-13-2	17	1026	48	0	2.81	12-5
OHL Totals (4 Seasons)			136	7695	381	7	2.97	73-56-9	32	1878	87	1	2.78	19-12

(a) June 28, 2014—Selected by the Carolina Hurricanes in the 2014 NHL Draft. Second Hurricanes pick, 37th overall, second round.

(b) March 27, 2015—Signed a three-year, entry-level contract with the Carolina Hurricanes.



COLLIN OLSON

Goaltender • Catches Left
6'4" • 210 lbs.
4/4/94 • Burnsville, MN

Acquired: 2012 NHL Draft
2015-16 Team: Western Michigan (NCHC)
Drafted: Carolina 2012 (8-159-6)

CAREER

Selected by the Hurricanes in the sixth round (159th overall) of the 2012 NHL Draft... Entered his senior season at Western Michigan in 2016-17 with a career collegiate record of 4-9-1 with a 3.92 goals-against average at Ohio State and WMU... Was 58-28-7 with a 2.65 goals-against average and .912 save percentage in 102 career games in the United States Hockey League (USHL) with the USNTDP and Sioux City... Spent two years in the United States National Team Development Program from 2010-2012... Was chosen as the Best Goaltender at the 2012 IIHF U-18 World Junior Championship in the Czech Republic, leading the U.S. to the gold medal with a record of 5-0, a 0.80 goals-against average and three shutouts... The three shutouts included a 7-0 victory in the gold-medal game against Sweden, and matched Jack Campbell's record... Also represented the U.S. at the 2012

U-18 5 Nations Tournament, the 2011 U-18 4 Nations Cup, the 2010 U-17 4 Nations Cup and the 2011 World U-17 Challenge... Was 7-6-2 with a 2.55 goals-against average in 16 games for the USNTDP in the USHL in 2011-12... Played for Ohio State in 2012-13, going 2-3-1 in nine games played with a 3.09 goals-against average... Began the 2013-14 season with Ohio State, appearing in two games before returning to the USHL... Was 14-4-1 with a 2.29 goals-against average and .921 save percentage in 23 USHL games with the USNTDP and Sioux City... Ranked second in the USHL in save percentage and fourth in goals-against average in 2013-14... Ranked fourth in the USHL in save percentage and tied for third in shutouts in 2014-15, going 27-10-4 with a 2.78 goals-against average... **2015-16:** Was 2-5-0 with a 4.15 goals-against average in nine games for Western Michigan.

CAREER STATS

YEAR	TEAM	LEAGUE	REGULAR SEASON						PLAYOFFS					
			GP	MIN	GA	SO	GAA	W-L-OT	GP	MIN	GA	SO	GAA	W-L
2010-11	USNTDP	USHL	19	1099	52	3	2.84	10-8-1	1	20	1	0	3.00	0-0
	USNTDP	U-17	10	492	16	0	1.95	7-1-0	-	-	-	-	-	-
2011-12 (a)	USNTDP	USHL	16	846	36	1	2.55	7-6-2	-	-	-	-	-	-
	USNTDP	U-17	1	60	4	0	4.00	0-1-0	-	-	-	-	-	-
	USNTDP	U-18	21	1063	40	3	2.26	12-5-0	-	-	-	-	-	-
2012-13	Ohio State	CCHA	9	408	21	0	3.09	2-3-1	-	-	-	-	-	-
2013-14	Ohio State	Big 10	2	63	8	0	7.64	0-1-0	-	-	-	-	-	-
	USNTDP	USHL	3	140	5	1	2.14	2-1-0	-	-	-	-	-	-
2014-15	Sioux City	USHL	20	1091	42	1	2.31	12-3-1	2	136	7	0	3.09	1-1
	Sioux City	USHL	44	2507	116	3	2.78	27-10-4	5	248	16	0	3.87	2-3
2015-16	Western Michigan	NCHC	9	448	31	0	4.15	2-5-0	-	-	-	-	-	-
NCAA Totals (3 Seasons)			20	919	60	0	3.92	4-9-1	-	-	-	-	-	-

(a) June 23, 2012—Selected by the Carolina Hurricanes in the 2012 NHL Draft. Eighth Hurricanes pick, 159th overall, sixth round.



ANDREW POTURALSKI

Forward • Shoots Right
5'10" • 180 lbs.
1/14/94 • Williamsville, NY

Acquired: 3/8/16, Signed as a free agent
2015-16 Teams: New Hampshire (H-East), Charlotte (AHL)
Drafted: Undrafted

CAREER

Signed a two-year contract with the Hurricanes as an undrafted free agent on 3/8/16... Completed his college career at New Hampshire with 81 points (36g, 45a) in 77 career games... Prior to college, Spent three seasons with the USHL's Cedar Rapids RoughRiders, totaling 100 points (41g, 59a) in 115 games... Played four seasons of prep hockey at the Nichols School (NY), registering 73 goals and 61 assists (134 points) in 86 games... Had 38 points (16g, 22a) in 33 regular-season games for the Buffalo Jr. Sabres of the Ontario Junior Hockey League (OJHL) in 2011-12... Also debuted for Cedar Rapids (USHL) in 2011-12, earning three points (2g, 1a) in two games... Was tied for third among RoughRiders skaters in scoring with 33 points (12g, 21a) in 53 games in 2012-13... Led Cedar Rapids in goals (27), assists (37) and points (64) during the 2013-14 season, ranking sixth in the USHL in scoring... Completed his freshman year at New Hampshire in 2014-15, ranking fourth among Wildcats skaters in goals (14) and points (29)... Registered the first goal and first assist of his collegiate career at Michigan

(10/17/14)... **2015-16:** Ranked second in the NCAA in scoring with 52 points (22g, 30a) in 37 games for New Hampshire, earning first-team All-American (East) honors... Also named a finalist for the Hobey Baker Memorial Award, a New England Hockey Division I All-Star and a Hockey East First-Team selection... Led the Wildcats in goals and points, was tied for first in power-play goals and ranked second in assists... Had four-point games (1g, 3a) vs. AIC and at Massachusetts... Netted a hat trick at Rensselaer (11/24)... Had a 10-game point streak from 11/7 at Michigan State until 12/29 at Maine (12g, 10a)... Joined Charlotte (AHL) after signing an amateur tryout contract on 3/10... Scored a goal, the eventual game winner, on the first shot of his professional debut vs. Rockford (3/12)... Notched his first professional assist with the primary helper on Erik Karlsson's goal at Manitoba (3/26)... Scored his second goal of the season vs. Texas (4/1)... Earned an assist vs. Milwaukee (4/9), giving him points in consecutive AHL games for the first time (0g, 2a).

CAREER STATS

YEAR	TEAM	LEAGUE	REGULAR SEASON					PLAYOFFS				
			GP	G	A	TP	PIM	GP	G	A	TP	PIM
2008-09	Nichols	High-NY	21	13	16	19	—	—	—	—	—	
2009-10	Nichols	High-NY	29	28	25	53	8	—	—	—	—	
2010-11	Nichols	High-NY	22	19	10	29	—	—	—	—	—	
2011-12	Nichols	CISSA	14	13	10	23	26	4	8	0	8	4
	Buffalo	ON-Jr.A	33	16	22	38	32	8	5	2	7	4
2012-13	Cedar Rapids	USHL	2	2	1	3	0	—	—	—	—	—
	Cedar Rapids	USHL	53	12	21	33	43	—	—	—	—	—
2013-14	Cedar Rapids	USHL	60	27	37	64	28	4	2	1	3	2
2014-15	New Hampshire	H-East	40	14	15	29	16	—	—	—	—	—
2015-16 (a)	New Hampshire	H-East	37	22	30	52	24	—	—	—	—	—
	Charlotte	AHL	16	2	3	5	0	—	—	—	—	—
Hockey East Totals (2 Seasons)			77	36	45	81	40	—	—	—	—	—

(a) March 8, 2016—Signed by the Carolina Hurricanes as a free agent.



DENNIS ROBERTSON

Defenseman • Shoots Left
6'1" • 215 lbs.
5/24/91 • Fort St. John, B.C.

Acquired: 2/29/16, Trade with Chicago
2015-16 Teams: Rockford/Charlotte (AHL)
Drafted: Toronto 2011 (7-173-6)

CAREER

Re-acquired by Carolina in exchange for Drew MacIntyre on 2/29/16... Originally selected by the Toronto Maple Leafs in the sixth round, 173rd overall, of the 2011 NHL Entry Draft... Scored 70 points (17g, 53a) and picked up 267 penalty minutes in 128 career collegiate games with Brown, including two seasons as team captain... Led Brown defensemen in scoring in all four years... 2012 Recipient of a Silver Medal for Bravery and the M.G. Griffiths Award (awarded to a proficiency award holder who applied skill and knowledge gained through Lifesaving Society programs to aid a victim of an aquatic emergency) from The Lifesaving Society BC and Yukon Branch... Named to the KJHL (JrB) All-Prospects Team and selected as Most Inspirational and Top Academic Player for the Summerland Sting (JrB) in 2007-08... Spent the 2008-09 and 2009-10 seasons with the Langley Chiefs of the British Columbia Hockey League (BCHL)... Played in 55 games in 2008-09 and finished with 12 points (1g, 11a) and 64 penalty minutes... Named the Chiefs co-top-defenseman in 2009-10 after posting 34 points (9g, 25a) and 83 penalty minutes in 53 games... Also named the Top Academic Player for the Chiefs in 2009-10, and earned BCHL All-Academic honors... Named Second Team All-Ivy and selected by his teammates for the James H. Fullerton Award (first year player who contributes most to team's success) after leading Brown defensemen

and freshmen in scoring with 17 points (6g, 11a) in 30 games in 2010-11... Broke the school record for goals by a freshman defenseman (6) and was second on the team in blocked shots (39)... Scored two power-play goals and was named first star in his collegiate debut at No. 5 Yale (10/29/10)... Ranked second among Brown skaters in assists (14) and was named Second Team All-Ivy during his sophomore year in 2011-12... Selected First Team All-Ivy in 2012-13 after setting career highs in assists (17) and points (20), serving as Brown's captain... Also named to the 2013 ECAC Hockey All-Tournament team after helping the Bears upset No. 1 Quinnipiac to reach the championship game... Earned First Team All-Ivy honors and a nomination for the ECAC's Best Defensive Defenseman award during his senior season at Brown in 2013-14, after leading the Bears in power-play goals (5), plus/minus (+11) and blocked shots (56)... Joined Charlotte (AHL) after the conclusion of his collegiate season and made his professional debut at Rockford (4/19/14)... Ranked second among Charlotte defensemen in goals (3) and points (17) and was third among team blueliners in assists (14) during his first full professional season in 2014-15... **2015-16:** Split the season between the Checkers and Rockford IceHogs, appearing in a career-high 58 AHL games... Led Charlotte with a cumulative plus-15 rating, including a plus-5 rating in 21 games as a Checker.

CAREER STATS

YEAR	TEAM	LEAGUE	REGULAR SEASON					PLAYOFFS				
			GP	G	A	TP	PIM	GP	G	A	TP	PIM
2010-11 (a)	Brown Univ.	ECAC	30	6	11	17	48	—	—	—	—	—
2011-12	Brown Univ.	ECAC	32	2	14	16	72	—	—	—	—	—
2012-13	Brown Univ.	ECAC	36	3	17	20	69	—	—	—	—	—
2013-14 (b)	Brown Univ.	ECAC	30	6	11	17	78	—	—	—	—	—
	Charlotte	AHL	1	0	0	0	0	—	—	—	—	—
2014-15	Charlotte	AHL	57	3	14	17	70	—	—	—	—	—
2015-16 (c, d)	Rockford	AHL	37	2	4	6	30	—	—	—	—	—
	Charlotte	AHL	21	0	3	3	4	—	—	—	—	—
AHL Totals (3 Seasons)			116	5	21	26	104	—	—	—	—	—

(a) June 25, 2011—Selected by the Toronto Maple Leafs in the 2011 NHL Entry Draft. Seventh Maple Leafs pick, 173rd overall, sixth round.

(b) Jan. 1, 2014—Acquired by the Carolina Hurricanes along with John-Michael Liles in exchange for Tim Gleason.

(c) Sept. 11, 2015—Acquired by the Chicago Blackhawks with Jake Masse and a fifth-round pick in the 2017 NHL Draft for Kris Versteeg, Joakim Nordstrom and a second-round pick in the 2016 NHL Draft.

(d) Feb. 29, 2016—Acquired by the Carolina Hurricanes from the Chicago Blackhawks in exchange for Drew MacIntyre.



NICOLAS ROY

Center • Shoots Right
6'4" • 197 lbs.
2/5/97 • Amos, Que.

Acquired: 2015 NHL Draft
2015-16 Teams: Chicoutimi (QMJHL), Charlotte (AHL)
Drafted: Carolina 2015 (4-96-4)

CAREER

Selected by the Hurricanes in the fourth round, 96th overall, of the 2015 NHL Draft... Was ranked 45th among North American skaters in NHL Central Scouting's final rankings ahead of the 2015 draft... Had totaled 80 goals and 101 assists (181 points) in 194 career games with Chicoutimi of the Quebec Major Junior Hockey League (QMJHL) entering 2016-17... Has twice medaled with Canada in international tournaments... Registered five points (1g, 4a) in five games to help Canada capture gold at the 2014 Ivan Hlinka Memorial Tournament... Notched six points (3g, 3a) in seven games as Canada won bronze at the 2015 U-18 World Junior Championship... Served as alternate captain and led Team Quebec in scoring with nine points (2g, 7a) in six games at the 2014 World U-17 Hockey Challenge... Spent two seasons with the Amos Forestiers midget AAA team in 2011-12 and 2012-13, totaling 64 points (28g, 36a) in 70 games... Was the first overall selection in the 2013 QMJHL Entry Draft by Cape Breton... Acquired by Chicoutimi prior to the 2013-14 season and ranked third among Saguenens skaters in scoring during his first QMJHL season with 41 points (16g, 25a) in 63 games... Made his QMJHL debut vs. Quebec (9/13/13)... Earned his first QMJHL point with an assist at Baie-Comeau (9/22/13)... Netted his first QMJHL goal vs. Drummondville (9/29/13)... Earned two assists in four 2014 QMJHL playoff games as Chicoutimi was swept by Rimouski in the opening round... Ranked third among Saguenens skaters with

50 points (16g, 34a) in 68 games in 2014-15... Played in two games for the QMJHL All-Stars in the 2014 CHL Canada Russia Series... Had a career-long, five-game assist streak from 3/5-3/13 (1g, 5a)... Was third among Chicoutimi skaters in playoff scoring with five points (2g, 3a) in five games as the Saguenens were eliminated by Moncton in the opening round... **2015-16:** Led all QMJHL skaters with 48 goals in 63 regular-season games for Chicoutimi... Ranked second in the league in power-play goals (20) and seventh in the league in points (90)... Was a finalist for QMJHL defensive forward of the year and was selected to the QMJHL First All-Star Team... Led all Saguenens skaters in goals, points, power-play goals and plus/minus (+17)... Chosen as Chicoutimi's 2015-16 most valuable player... Scored one goal in two games for the QMJHL All-Stars in the CHL Canada Russia Series... Had a pair of 16-game point streaks – from 10/3-11/14 (13g, 13a) and from 12/1-1/17 (13g, 11a)... Registered 25 multi-point games, including six multi-goal efforts... Tallied three-or-more points in a game eight times... Earned a career-high five points (1g, 4a) at Shawinigan (1/29)... Netted his first career hat trick at Sherbrooke (3/9)... Earned seven points (3g, 4a) in six playoff games as the Saguenens fell 4-2 in their first-round series against Cape Breton... Joined Charlotte at the end of his QMJHL and made his professional debut at Lake Erie (4/14).

CAREER STATS

YEAR	TEAM	LEAGUE	REGULAR SEASON					PLAYOFFS				
			GP	G	A	TP	PIM	GP	G	A	TP	PIM
2011-12	Amos	QAAA	43	13	18	31	30	–	–	–	–	–
2012-13	Amos	QAAA	27	15	18	33	24	–	–	–	–	–
2013-14	Chicoutimi	QMJHL	63	16	25	41	19	4	0	2	2	8
2014-15 (a)	Chicoutimi	QMJHL	68	16	34	50	40	5	2	3	5	8
2015-16 (b)	Chicoutimi	QMJHL	63	48	42	90	71	6	3	4	7	16
	Charlotte	AHL	2	0	0	0	4	–	–	–	–	–
QMJHL Totals (3 Seasons)			194	80	101	181	130	15	5	9	14	32

(a) June 27, 2015—Selected by the Carolina Hurricanes in the 2015 NHL Draft. Fourth Hurricanes pick, 96th overall, fourth round.

(b) April 9, 2016—Signed a three-year, entry-level contract with the Carolina Hurricanes.



ALEKSI SAARELA

Center • Shoots Left
5'11" • 200 lbs.
1/7/97 • Helsinki, Finland

Acquired: 2/27/16, Trade with NY Rangers
2015-16 Team: Assat (Finland), Assat Jr. (Finland Jr.)
Drafted: NY Rangers (4-89-3)

CAREER

Acquired by the Hurricanes from the New York Rangers on 2/27/16 along with second-round picks in the 2016 and 2017 NHL Draft in exchange for Eric Staal... Was originally selected by the Rangers in the third round, 89th overall, of the 2015 NHL Draft... Had totaled 49 points (27g, 22a) in 117 career SM-Liiga games entering the 2016-17 season... Has represented Finland in a number of international tournaments... Skated at the 2013 World U-17 Challenge, earning four points (2g, 2a) in five games... Played for Finland at the 2014 and 2015 U-18 World Championships, totaling eight points (3g, 5a) in seven games to win silver in 2015... Won gold along with fellow Hurricanes prospect Sebastian Aho at the 2016 World Junior Championship, earning seven points (4g, 3a) in seven games... Made his Liiga debut for Lukko as a 16 year old in 2012-13, earning two points (1g, 1a) in three games... Also served as an alternate captain for Lukko's U18 team in 2012-13, earning 36 points (17g, 19a) in 16 games and had 18

points (8g, 10a) in 22 games for Lukko's U-20 junior squad... Split the 2013-14 season between Lukko and Lukko's junior squad, earning two assists in 12 Liiga games and 22 points (6g, 16a) in 17 junior games... Spent the entire 2014-15 season in Liiga in his draft year, totaling 12 points (6g, 6a) and averaging 13:26 of ice in 51 games for Assat Pori... **2015-16:** Led Assat in goals with 20 during his second full season in Liiga in 51 games... Ranked second among the team's skaters in scoring with 33 points (20g, 13a)... Had seven multi-point games, including four multi-goal games... Scored goals in four consecutive games from 11/14-11/20 (5g, 0a)... Had a season-high three points with two goals and an assist at Pelicans (1/29)... Totaled nine points (4g, 5a) in 10 games during the month of February... Also appeared in two regular-season games and three playoff games for Assat's junior team, totaling five points (1g, 4a).

CAREER STATS

YEAR	TEAM	LEAGUE	REGULAR SEASON					PLAYOFFS				
			GP	G	A	TP	PIM	GP	G	A	TP	PIM
2012-13	Lukko U18	Fin-U18	16	17	19	36	14	–	–	–	–	–
	Lukko Jr.	Fin-Jr.	22	8	10	18	6	10	2	6	8	2
	Lukko	Finland	3	1	1	2	0	–	–	–	–	–
2013-14	Lukko Jr.	Fin-Jr.	17	6	16	22	8	–	–	–	–	–
	Lukko	Finland	12	0	2	2	2	–	–	–	–	–
2014-15 (a)	Assat	Finland	51	6	6	12	18	2	0	1	1	0
2015-16 (b)	Assat Jr.	Fin-Jr.	2	0	2	2	0	3	1	2	3	0
	Assat	Finland	51	20	13	33	14	–	–	–	–	–
Finland Totals (4 Seasons)			117	27	22	49	34	2	0	1	1	0

(a) June 27, 2015—Selected by the New York Rangers in the 2015 NHL Draft. Fourth Rangers pick, 89th overall, third round.

(b) Feb. 27, 2016—Acquired by the Carolina Hurricanes along with second-round selections in the 2016 and 2017 NHL Drafts in exchange for Eric Staal.



SPENCER SMALLMAN

Right Wing • Shoots Right
6'1" • 200 lbs.
9/9/96 • Summerside, PEI

Acquired: 2015 NHL Draft
2015-16 Team: Saint John (QMJHL)
Drafted: Carolina 2015 (6-138-5)

CAREER


Selected by the Hurricanes in the fifth round, 138th overall, at the 2015 NHL Draft... Has totaled 144 points (56g, 88a) in 233 career games with Saint John of the Quebec Major Junior Hockey League (QMJHL)... Born in Summerside, PEI, but considers Fredericton his home... Spent the 2011-12 season with the Fredericton Canadiens midget AAA team in New Brunswick, totaling 41 points (16g, 25a) in 34 games... Had 17 points (4g, 13a) in 10 playoff games as Fredericton advanced to the New Brunswick/Prince Edward Island final before falling to Moncton... Selected by Saint John in the fourth round of the 2012 QMJHL Entry Draft... Had six points (2g, 4a) in 42 games during his first QMJHL season with the Sea Dogs... Made his QMJHL debut vs. Rouyn-Noranda (10/12/12)... Earned his first QMJHL points with a pair of assists vs. Moncton (12/31/12)... Scored his first QMJHL goal Shawinigan (2/2/13)... Was fourth among Saint John skaters in scoring in 2013-14 with 35 points (12g, 23a) in 66 games... Led the Sea Dogs in plus/minus (E)... Ranked second among Sea Dogs skaters in points (56) and assists

(33) and third in goals (23) during his third QMJHL season with Saint John in 2014-15, registering 16 multi-point games... Had a career-long, seven-game point streak from 12/18/14-1/7/15 (7g, 3a)... Had a career-long, six-game assist streak to conclude the 2014-15 regular season (3/6/15-3/20/15: 0g, 7a)... Registered four points (1g, 3a) in five 2015 QMJHL playoff games as Saint John fell to Baie-Comeau in the opening round... **2015-16:** Was seventh among Sea Dogs skaters in regular-season scoring with 47 points (19g, 28a) in 59 games... Had 11 multi-point games... Scored a goal and added a pair of assists vs. Halifax (1/16)... Had back-to-back two-goal games vs. Cape Breton (1/23) and at Rimouski (1/29)... Had a season-long, five-game point streak from 2/13-2/20 (3g, 3a)... Set single-game career highs for assists and points in a game with four helpers at Halifax (2/27)... Registered points in six of seven games during February (3g, 7a)... Was second among Sea Dogs skaters in assists (16) and fourth in points (19) in 17 QMJHL playoff games, as Saint John advanced to the semifinal before falling to Shawinigan.

CAREER STATS

YEAR	TEAM	LEAGUE	REGULAR SEASON					PLAYOFFS				
			GP	G	A	TP	PIM	GP	G	A	TP	PIM
2011-12	Fredericton	NBPEI	34	16	25	41	4	10	4	13	17	2
2012-13	Saint John	QMJHL	42	2	4	6	14	4	0	0	0	0
2013-14	Saint John	QMJHL	66	12	23	35	42	—	—	—	—	—
2014-15 (a)	Saint John	QMJHL	66	23	33	56	73	5	1	3	4	4
2015-16	Saint John	QMJHL	59	19	28	47	59	17	3	16	19	12
QMJHL Totals (4 Seasons)			233	56	88	144	188	26	4	19	23	16

(a) June 27, 2015—Selected by the Carolina Hurricanes in the 2015 NHL Draft. Sixth Hurricanes pick, 138th overall, fifth round.



LUKE STEVENS

Left Wing • Shoots Left
6'5" • 200 lbs.
2/11/97 • Bel Air, CA

Acquired: 2015 NHL Draft
2015-16 Team: Nobles and Greenough (High-MA)
Drafted: Carolina 2015 (5-126-5)

CAREER

Was selected by the Hurricanes in the fifth round, 126th overall, at the 2015 NHL Draft... Had totaled 50 goals and 56 assists (106 points) in three seasons of prep hockey at Noble and Greenough School entering the 2015-16 season... Begins his collegiate career at Yale University in 2016-17... His father, Kevin, won the Stanley Cup twice with the Pittsburgh Penguins and played 874 career NHL games with the Penguins, Bruins, Kings, Rangers and Flyers... Played two seasons at Duxbury (MA) High School before transferring to Noble and Greenough, in Dedham, MA... Attended the U.S. Select 15 Festival in July 2012... Totaled 15 goals and seven assists (22 points) in 28 games during his sophomore season at Nobles in 2013-14... Helped the Bulldogs reach the 2014 Elite Eight tournament before falling to Exeter in the quarterfinals... Also played 11 games for the Cape Cod Whalers U16 team (MSHL) in 2013-14, totaling 10 points (5g, 5a) in 11 games... Scored 11 goals and added 18 assists (29 points) in 23 games during his junior season at

Noble and Greenough in 2014-15... Also played 14 games with the Cape Cod Whalers U18 team in 2014-15, totaling 17 points (5g, 12a) in 14 games... Participated in the U.S. Select 17 Festival, earning four points (1g, 3a) in five games for Team White... Ranked 149th in NHL Central Scouting's final rankings prior to the 2015 NHL Draft... **2015-16:** Completed his senior season at Noble and Greenough, establishing career highs in goals (24), assists (31) and points (55)... Served as Nobles' captain... Was selected as an Independent School League (ISL) All-Star for the third time... Won the ISL's Flood Shield Award, given for devotion to the game, physical toughness and emotional control... Also appeared in 13 games with the Cape Cod Whalers U-18 team, registering 14 points (5g, 9a) and capturing the Massachusetts tier 1 state title.

CAREER STATS

YEAR	TEAM	LEAGUE	REGULAR SEASON					PLAYOFFS				
			GP	G	A	TP	PIM	GP	G	A	TP	PIM
2013-14	Noble and Greenough	High-MA	28	15	7	22	—	—	—	—	—	—
2014-15 (a)	Noble and Greenough	High-MA	23	11	18	29	—	—	—	—	—	—
2015-16	Noble and Greenough	High-MA	28	24	31	55	—	—	—	—	—	—
High-MA Totals (3 Seasons)			81	50	56	106	—	—	—	—	—	—

(a) June 27, 2015—Selected by the Carolina Hurricanes in the 2015 NHL Draft. Fifth Hurricanes pick, 126th overall, fifth round.



LUCAS WALLMARK

Center • Shoots Left
6'0" • 176 lbs.
9/5/95 • Umea, Sweden

Acquired: 2014 NHL Draft
2015-16 Team: Lulea (SHL)
Drafted: Carolina 2014 (5-97-4)

CAREER

Was selected by the Hurricanes in the fourth round (97th overall), of the 2014 NHL Draft... Begins his North American professional career in 2016-17... Totaled 60 points (16g, 44) in 141 career Swedish Hockey League (SHL) games... Has represented Sweden in eight international tournaments, beginning with the 2011 U18 Four Nations Tournament in Monthey, Switzerland... Won silver with Sweden at the 2011 Ivan Hlinka Tournament... Captured silver at the 2012 Four Nations Tournament in Ann Arbor, MI, and was named Sweden's Player of the Game in its gold-medal game loss to the United States... Totaled five points (1g, 4a) in five games at the 2013 Five Nations Tournament in Jonkoping, Sweden, and five points (3g, 2a) in five games at the 2013 U18 World Junior Championship... Captured bronze with Sweden at the 2012 Ivan Hlinka Tournament, notching seven points (3g, 4a) in five games... Ranked third among Swedish skaters at the 2014 World Junior Championship in Malmo, Sweden, with eight points (3g, 5a) as Sweden won the silver... Was tied for fifth among all skaters at the 2015 World Junior Championship in goals (4) as Sweden finished fourth in the tournament... Spent the 2010-11 and 2011-12 seasons in Skelleftea's system, notching 67 points (18g, 49a) in 36 games with Skelleftea's U18 team in 2010-11... Spent most of 2011-12 with Skelleftea's Junior squad, netting 11 goals and adding 26 assists (37

points) in 37 games... Dressed for two games with Skelleftea in the top Swedish league as a 17-year-old in 2012-13... Also totaled 16 points (5g, 11a) in 14 games for Skelleftea Jr. and earned 15 points (5g, 10a) in 23 games with Karlskrona in the Swedish second division... Spent the majority of the 2013-14 season with Lulea in the Swedish Hockey League, netting three goals and earning seven assists (10 points) in 41 SHL games... Also appeared in 11 games in the Swedish second division with Asploven in 2013-14, earning eight points (1g, 7a)... Netted his first SHL goal in his debut with Lulea vs. Linkoping (9/14/13)... Earned his first assist and had his first multi-point game (1g, 1a) at Leksands (11/23/13)... Completed his first full SHL season with Lulea in 2014-15, totaling 18 points (5g, 13a) in 50 games... **2015-16:** Led Lulea in assists (24) and ranked tied for second in points (32) during his second full SHL season... Averaged 17:18 in ice time per game and was plus-5 for the season... Had six multi-point games... Earned three assists in a game twice — vs. HV71 (10/10) and vs. Brynas (11/21)... Netted a pair of goals vs. Malmo (1/16)... Led the team in goals during the playoffs with seven as Lulea advanced to the semifinal before falling to Frolunda.

CAREER STATS

YEAR	TEAM	LEAGUE	REGULAR SEASON					PLAYOFFS				
			GP	G	A	TP	PIM	GP	G	A	TP	PIM
2010-11	Skelleftea U18	Swe-U18	36	18	49	67	18	2	1	0	1	0
2011-12	Skelleftea U18	Swe-U18	2	1	1	2	0	3	3	2	5	2
	Skelleftea Jr.	Swe-Jr.	37	11	26	37	14	3	1	2	3	4
2012-13	Skelleftea	SHL	2	0	0	0	0	—	—	—	—	—
	Karlskrona	Swe-2	16	5	5	10	4	—	—	—	—	—
	Skelleftea Jr.	Swe-Jr.	14	5	11	16	18	—	—	—	—	—
2013-14 (a)	Asploven	Swe-2	11	1	7	8	6	—	—	—	—	—
	Lulea	SHL	41	3	7	10	2	1	0	0	0	0
2014-15 (b)	Lulea	SHL	50	5	13	18	14	9	0	5	5	2
2015-16	Lulea	SHL	48	8	24	32	20	11	7	2	9	4
SHL Totals (4 seasons)			141	16	44	60	36	21	7	7	14	6

(a) June 28, 2014—Selected by the Carolina Hurricanes in the 2014 NHL Draft. Fifth Hurricanes pick, 97th overall, fourth round.

(b) June 5, 2015—Signed a three-year, entry-level contract with the Carolina Hurricanes.



JOSH WESLEY

Defenseman • Shoots Right
6'3" • 200 lbs.
4/9/96 • Hartford, CT

Acquired: 2014 NHL Draft
2015-16 Teams: Flint/Niagara (OHL)
Drafted: Carolina 2014 (4-96-4)

CAREER

Selected by the Hurricanes in the fourth round (96th overall) of the 2014 NHL Draft... Signed a three-year, entry-level contract with the Hurricanes on 6/1/16... Had 37 points (11g, 26a) and 164 penalty minutes in 188 career Ontario Hockey League (OHL) games... Was teammates with fellow Hurricanes prospect Alex Nedeljkovic throughout his OHL career... Was the first product of the Carolina Junior Hurricanes youth hockey system to be drafted into the NHL... His father is former Hurricanes defenseman Glen Wesley... Represented the United States in the 2013 U17 World Hockey Challenge, earning two assists in six games as Team USA captured bronze... Scored seven goals and added six assists in 18 regular-season games for the Carolina Jr. Hurricanes in the North American Prospects Hockey League (NAPHL) in 2011-12... Was selected by Plymouth in the fifth round (101st overall) in the 2012 OHL Priority Draft... Moved to Ann Arbor to join the United States National Team Development Program in 2012-13, totaling seven assists in 56 games... Registered one goal and eight assists (9 points) in 68 regular-season games during his rookie OHL season with Plymouth in 2013-14... Made his OHL


debut at London (9/20/13)... Notched his first OHL point with an assist vs. Owen Sound (10/25/13)... Netted his first OHL goal vs. Mississauga (11/15/13)... Earned one assist in five OHL playoff games as the Whalers fell to Guelph in the opening round of the 2014 OHL playoffs... Completed his second season with Plymouth in 2014-15, notching 10 points (5g, 5a) in 63 games... Joined Charlotte (AHL) after the OHL season and made his professional debut in the Checkers' 7-3 victory at Grand Rapids (4/18/15)... **2015-16:** Split his final season of junior hockey between Flint and Niagara, earning career highs in goals (5), assists (13) and points (18) in 57 regular-season games... Had four multi-point games... Earned a pair of assists at Sarnia (11/6)... Had three game assist and point streaks from 11/21-11/25 (1g, 4a)... Made his debut with Niagara at Peterborough (12/8)... Had four points (2g, 2a) and was plus-8 in 17 OHL playoff games as Niagara reached the OHL Final before falling to eventual Memorial Cup champion London.

CAREER STATS

YEAR	TEAM	LEAGUE	REGULAR SEASON					PLAYOFFS				
			GP	G	A	TP	PIM	GP	G	A	TP	PIM
2010-11	Car. Jr. Hurricanes	Bantam	37	16	18	34	14	—	—	—	—	—
2011-12	Car. Jr. Hurricanes	NAPHL	18	7	6	13	10	5	1	6	7	14
2012-13	USNTDP	USHL	38	0	1	1	14	—	—	—	—	—
	USNTDP	U-17	18	0	6	6	6	—	—	—	—	—
2013-14 (a)	Plymouth	OHL	68	1	8	9	62	5	0	1	1	2
2014-15	Plymouth	OHL	63	5	5	10	67	—	—	—	—	—
	Charlotte	AHL	1	0	0	0	0	—	—	—	—	—
2015-16 (b)	Flint	OHL	24	2	10	12	21	—	—	—	—	—
	Niagara	OHL	33	3	3	6	14	17	2	2	4	12
OHL Totals (3 seasons)			188	11	26	37	164	22	2	3	5	14

(a) June 28, 2014—Selected by the Carolina Hurricanes in the 2014 NHL Draft. Fourth Hurricanes pick, 96th overall, fourth round.

(b) June 1, 2016—Signed a three-year, entry-level contract with the Carolina Hurricanes.



MAX ZIMMER

Left Wing • Shoots Left
6'0" • 190 lbs.
10/29/97 • Plymouth, MN

Acquired: 2016 NHL Draft
2015-16 Team: Chicago (USHL)
Drafted: Carolina 2016 (7-104-4)

CAREER

Selected by the Hurricanes in the fourth round, 104th overall, at the 2016 NHL Draft... Begins his collegiate career at the University of Wisconsin in 2016-17... Appeared in 65 career United States Hockey League (USHL) games with Sioux City and Chicago, totaling 38 points (17g, 21a)... Registered 93 points (34g, 59a) in 83 career high school games for Wayzata High School in Minnesota... Ranked second among Trojans skaters in goals (15) and points (28) during his freshman season at Wayzata in 2012-13... Led Wayzata in scoring with 34 points (10g, 24a) in 27 games in 2013-14 and 31 points (9g, 22a) in 25 games in 2014-15... Made his USHL debut for Sioux City in 2013-14, appearing in two games... Scored one goal in eight games for the Chicago Steel (USHL) in 2014-15... **2015-16:** Ranked second among

Chicago Steel skaters in goals (16) and fourth in points (37) during his first full season in the USHL... Was named to the All-Star Team at the 2015 World Junior A Challenge after leading the tournament in goals (5) and helping the U.S. Select team capture bronze... Had 10 multi-point games for the Steel... Registered a season-long, five-game point streak from 12/4-1/2 (2g, 3a)... Scored a goal and added two assists against his former team vs. Sioux City (2/12)... Netted a pair of goals including the game winner vs. Lincoln (3/26)... Had a career-high four points with two goals and two assists at Bloomington (4/9)... Registered eight points (4g, 4a) in the final three games of the season from 4/8-4/10.

CAREER STATS

YEAR	TEAM	LEAGUE	REGULAR SEASON					PLAYOFFS				
			GP	G	A	TP	PIM	GP	G	A	TP	PIM
2012-13	Wayzata	HS-Minn.	31	15	13	28	8	—	—	—	—	—
2013-14	Wayzata	HS-Minn.	27	10	24	34	10	—	—	—	—	—
	Sioux City	USHL	2	0	0	0	0	—	—	—	—	—
2014-15	Wayzata	HS-Minn.	25	9	22	31	4	—	—	—	—	—
	Chicago	USHL	8	1	0	1	2	—	—	—	—	—
2015-16 (a)	Chicago	USHL	55	16	21	37	14	—	—	—	—	—
USHL (3 Seasons)			65	17	21	38	16	—	—	—	—	—

(a) June 27, 2015—Selected by the Carolina Hurricanes in the 2016 NHL Draft. Seventh Hurricanes pick, 104th overall, fourth round.



VALENTIN ZYKOV

Right Wing • Shoots Right
6'1" • 224 lbs.
5/15/95 • St. Petersburg, Russia

Acquired: 2/28/16, Trade with Los Angeles
2015-16 Teams: Ontario/Charlotte (AHL)
Drafted: Los Angeles 2013 (1-37-2)

CAREER

Acquired by the Hurricanes from the Los Angeles Kings... Selected by Kings in the second-round, 37th overall, in the 2013 NHL Draft... Had 14 points (7g, 7a) in 45 career American Hockey League (AHL) games with Ontario and Charlotte entering 2016-17... Spent three seasons in the Quebec Major Junior Hockey League (QMJHL) before turning professional, notching 184 points (84g, 100a) in 162 games with Baie-Comeau and Gatineau... Has represented Russia in three major international tournaments: the 2011 World Junior A Challenge, 2012 World U-17 Challenge and the 2014 World Junior Championship, where Russia captured bronze... Played for his hometown CSKA junior squad in 2011-12, totaling 11 points (5g, 6a) in 52 regular-season games... Was the Canadian Hockey League (CHL) Rookie of the Year in 2012-13, after tallying 75 points (40g, 35a) as a 17 year old... Also captured the Michel Bergeron Trophy (QMJHL Offensive Rookie of the Year), the RDS Cup (QMJHL Rookie of the Year) and was named to the QMJHL Rookie All-Star Team... Ranked seventh in the league in goals (10) and tied for 13th in points (19) during the 2013 QMJHL playoffs as Baie-Comeau advanced to the final before falling to Halifax... Ranked third

among Baie-Comeau skaters in scoring in 2013-14 with 63 points (23g, 40a) in 53 games... Was eighth in the league in assists (15) and tied for 10th in points (22) during the 2014 QMJHL playoffs as Baie-Comeau again fell in the final... Split the 2014-15 season between Baie-Comeau and Gatineau, totaling 46 points (21g, 25a) in 42 games... Totaled seven points (3g, 4a) in 11 QMJHL playoff games in 2015, as Gatineau was eliminated by Rimouski in the second round... **2015-16:** Split his first professional season between Ontario and Charlotte of the AHL, totaling 14 points (7g, 7a) in 45 games... Made his professional debut at Bakersfield (10/10)... Scored his first professional goal at Manitoba (10/17)... Notched a pair of tallies the following game at Bakersfield (10/23), for his first professional multi-goal game... Scored a goal and added an assist vs. Bakersfield (12/12)... Acquired by the Hurricanes on 2/28, but missed the next 22 games due to injury... Made his Checkers debut in final two games of the regular season at Lake Erie.

CAREER STATS

YEAR	TEAM	LEAGUE	REGULAR SEASON					PLAYOFFS				
			GP	G	A	TP	PIM	GP	G	A	TP	PIM
2011-12	CSKA Jr.	Russia-Jr.	52	5	6	11	105	18	0	2	2	4
2012-13 (a)	Baie-Comeau	QMJHL	67	40	35	75	60	19	10	9	19	18
2013-14	Baie-Comeau	QMJHL	53	23	40	63	70	22	7	15	22	14
2014-15	Baie-Comeau	QMJHL	16	6	12	18	22	—	—	—	—	—
	Gatineau	QMJHL	26	15	13	28	38	11	3	4	7	20
2015-16 (b)	Ontario	AHL	43	7	7	14	20	—	—	—	—	—
	Charlotte	AHL	2	0	0	0	0	—	—	—	—	—
AHL Totals (1 Season)			45	7	7	14	20	—	—	—	—	—

(a) June 30, 2013—Selected by the Los Angeles Kings in the 2013 NHL Entry Draft. First Kings pick, 37th overall, second round.

(b) Feb. 28, 2016—Acquired by the Carolina Hurricanes in exchange for Kris Versteeg.



CHARLOTTE CHECKERS (AHL)

210 E Trade Street, Suite E480
 Charlotte, NC 28202
Phone: 704/342-4423
Fax: 704/377-4595

Website: gocheckers.com
Colors: Red, Black and Silver
Home Arena (capacity): Bojangles Coliseum (8,600)

DIRECTORY

Owner/CEO/Governor Michael A. Kahn
 Chief Operating Officer/Alternate Governor Tera Black
 Sr. VP of Hockey Business Operations Derek Wilkinson
 Director of Finance/Controller Jamie Black
 Head Coach Ulf Samuelsson
 Assistant Coach Peter Andersson
 Video Coach Miles Fee
 Head Athletic Trainer Brian Maddox
 Strength & Conditioning Coach Bryn-Marc Conaway
 Head Equipment Manager Donny White
 Equipment Manager Donny White
 Vice President, Corporate Partnerships Mary Grams
 Senior Director of Corporate Partnerships Buzz Wilkie
 Director of Corporate Partnerships Grady Garrison
 Director of Corporate Servicing Greg Martin, Megan Harman
 Senior Vice President of Ticket Sales Shawn Lynch

Director of Strategic Partnerships Alice Garmon
 Corporate Marketing Manager Nick Ruocco, Jacob Simmons
 Director of Charitable and Community Programs Kelsey Young
 Director of Operations Adam Slechta
 Fan Services Coordinator Samantha Marshall
 Group Sales Specialist Bill Mutton
 Personal Account Manager Mike Hanley, Jeremy Recoon, Taylor Sellers
 Vice President, Marketing and Creative Services Eric Bridenstine
 Vice President, Communications Paul Branecky
 Director of Broadcasting/Voice of the Checkers Steve Latin
 Manager of Community Relations and Fan Development Amber Sersen
 Director of Communications Nicholas Niedzielski
 Coordinator of Communications Joan Palumbo
 Producer of Creative Services Ben Carter
 Graphic Designer Erica Skinner

2016-17 SCHEDULE

DAY	DATE	OPPONENT	TIME	DAY	DATE	OPPONENT	TIME
OCTOBER				JANUARY (cont.)			
Friday	14	at Texas	8:30 PM	Tuesday	17	vs. Milwaukee	7:00 PM
Saturday	15	at Texas	8:00 PM	Wednesday	18	vs. Milwaukee	7:00 PM
Friday	21	at Iowa	8:00 PM	Saturday	21	vs. Tucson	6:00 PM
Saturday	22	at Iowa	8:00 PM	Sunday	22	vs. Tucson	1:00 PM
Friday	28	vs. Grand Rapids	7:15 PM	Friday	27	vs. Manitoba	7:15 PM
Saturday	29	vs. Grand Rapids	6:00 PM	Saturday	28	vs. Manitoba	6:00 PM
NOVEMBER				FEBRUARY			
Wednesday	2	vs. Rockford	7:00 PM	Friday	3	at Tucson	9:05 PM
Thursday	3	vs. Rockford	7:00 PM	Saturday	4	at Tucson	9:05 PM
Thursday	10	at Iowa	11:30 AM	Friday	10	vs. Stockton	7:15 PM
Friday	11	at Iowa	8:00 PM	Saturday	11	vs. Stockton	6:00 PM
Saturday	12	at Rockford	8:00 PM	Friday	17	at Milwaukee	8:00 PM
Tuesday	15	at Milwaukee	8:00 PM	Saturday	18	at Rockford	8:00 PM
Friday	18	at San Antonio	8:30 PM	Sunday	19	at Milwaukee	4:00 PM
Saturday	19	at San Antonio	8:00 PM	Friday	24	vs. Cleveland	7:15 PM
Tuesday	22	vs. Chicago	7:00 PM	Saturday	25	vs. Cleveland	6:00 PM
Wednesday	23	vs. Chicago	7:00 PM	Tuesday	28	vs. Milwaukee	7:00 PM
Saturday	26	vs. Iowa	6:00 PM	MARCH			
Sunday	27	vs. Iowa	1:00 PM	Wednesday	1	vs. Milwaukee	7:00 PM
Wednesday	30	at Stockton	10:00 PM	Saturday	4	vs. Bakersfield	6:00 PM
DECEMBER				Sunday	5	vs. Bakersfield	1:00 PM
Friday	2	at Bakersfield	10:00 PM	Thursday	9	at Manitoba	8:00 PM
Saturday	3	at Ontario	9:00 PM	Friday	10	at Manitoba	8:00 PM
Wednesday	7	at Stockton	10:00 PM	Friday	17	vs. Ontario	7:15 PM
Friday	9	at Bakersfield	10:00 PM	Saturday	18	vs. Ontario	6:00 PM
Saturday	10	at Ontario	9:00 PM	Tuesday	21	vs. Iowa	7:00 PM
Tuesday	13	vs. Manitoba	7:00 PM	Wednesday	22	vs. Iowa	7:00 PM
Wednesday	14	vs. Manitoba	7:00 PM	Saturday	25	vs. Chicago	6:00 PM
Saturday	17	vs. Grand Rapids	6:00 PM	Sunday	26	vs. Chicago	1:00 PM
Sunday	18	vs. Grand Rapids	1:00 PM	Tuesday	28	at Cleveland	7:00 PM
Tuesday	20	at Cleveland	7:00 PM	Thursday	30	at Cleveland	7:00 PM
Thursday	22	at Cleveland	7:00 PM	Friday	31	at Grand Rapids	7:00 PM
Friday	30	at Manitoba	8:00 PM	APRIL			
JANUARY				Sunday	2	at Chicago	5:00 PM
Sunday	1	at Manitoba	3:00 PM	Tuesday	4	vs. San Antonio	7:00 PM
Tuesday	3	at Chicago	8:00 PM	Wednesday	5	vs. San Antonio	7:00 PM
Friday	6	at Grand Rapids	7:00 PM	Saturday	8	vs. Texas	6:00 PM
Saturday	7	at Chicago	8:00 PM	Sunday	9	vs. Texas	1:00 PM
Tuesday	10	at Milwaukee	8:00 PM	Wednesday	12	at Grand Rapids	7:00 PM
Friday	13	vs. Cleveland	7:15 PM	Friday	14	at Grand Rapids	7:00 PM
Saturday	14	vs. Cleveland	6:00 PM	Saturday	15	at Chicago	8:00 PM



ULF SAMUELSSON

HEAD COACH

Ulf Samuelsson, 52, was named head coach of the American Hockey League's Charlotte Checkers on June 2, 2016. He spent the previous three seasons as an assistant coach with the Rangers, helping the team reach the Stanley Cup Final in 2014 and the conference final in 2015.

A native of Fagersta, Sweden, Samuelsson also gained coaching experience as head coach of Modo of the Swedish Hockey League for two seasons from 2011-13, guiding the team to consecutive playoff appearances and a record of 38-15-16-41. As an associate coach with the NHL's Phoenix Coyotes for five seasons from 2006-11, the former defenseman aided in the development of current NHL players Keith Yandle, Oliver Ekman-Larsson and Zbynek Michalek and helped guide the team to a franchise-record 50 wins in 2009-10. Samuelsson began his professional coaching career as an assistant with the AHL's Hartford Wolf Pack in 2005-06.

Selected by Hartford in the fourth round, 67th overall, at the 1982 NHL Entry Draft, Samuelsson accumulated 332 points

(57g, 275a) in 1,080 NHL games over 16 seasons with Hartford, Pittsburgh, the New York Rangers, Detroit and Philadelphia. He ranks 26th on the league's all-time list with 2,453 penalty minutes, and captured consecutive Stanley Cup championships with the Penguins in 1991 and 1992 alongside current Carolina Hurricanes Executive Vice President and General Manager Ron Francis. Samuelsson represented Sweden in several international competitions and appeared as an NHL All-Star during the Rendez-vous '87 series against the Soviet National Team.

Samuelsson is the father of Henrik and Philip Samuelsson, NHL draft picks who together spent the majority of the 2015-16 season playing for the AHL's Springfield Falcons within the Coyotes organization, Victoria Samuelsson, who has represented Sweden internationally at the junior level and currently plays at Penn State University, and Adam Samuelsson, who recently committed to play at Boston College.



PETER ANDERSSON

ASSISTANT COACH

Peter Andersson joined the Checkers as an assistant on incoming head coach Ulf Samuelsson's staff in June of 2016. The native of Federtalve, Sweden, previously served as an assistant coach to Samuelsson with MODO of the Swedish Hockey League (SHL) for two seasons (2011-12 and 2012-13), and most recently was an assistant coach for HC Lugano of the Swiss National League.

As a player, Andersson spent three seasons in the NHL from 1983-84 to 1985-86, scoring 10 goals and earning 41 assists (51 points) in 172 career regular-season games with the Washington Capitals and Quebec Nordiques. The Capitals drafted Andersson, a defenseman, in the ninth round, 173rd overall, in the 1980 NHL Entry Draft. He also played for Bjorkloven of the SHL and other European teams during his playing career.



MYLES FEE

VIDEO COACH

Myles Fee joined the Checkers as video coach in June of 2016 following seven years as video coach for the NHL's Edmonton Oilers. Prior to joining the Oilers, the Dauphin, Man., native worked in team services and as a video analyst for the New York Rangers. Fee played four seasons of collegiate hockey and earned

a degree in management and political science at Manhattanville College in Purchase, NY, before joining the Rangers' front office. He was recently named as video coach for Team Europe for the upcoming World Cup of Hockey.



FLORIDA EVERBLADES (ECHL)

Germain Arena
11000 Everblades Parkway
Estero, FL 33928
Phone: 239/948-7825

Fax: 239/948-9299
Website: floridaeverblades.com
Colors: Navy Blue, Green, White

DIRECTORY

President/General Manager	Craig Brush
Head Coach/Director of Hockey Operations	Brad Ralph
Associate Head Coach	Tad O'Had
Vice President of Sales and Marketing	Chris Palin
Director of Sales	Trent Ferguson
Public/Community Relations Manager/Broadcaster	Alex Reed
Video & Creative Services Manager	Emily Davies
Marketing & Corporate Partnerships Manager	Lexee Rogers
Senior Account Executive & Rinkside Reporter	Mike Kelly
Season Ticket Service Coordinator	Brittany Moore
Senior Season Ticket Service Coordinator	Carli Faust
Sales Associate	Matthew Snider
Athletic Trainer	Chirs Emrick
Head Equipment Manager	John Sellars
Video Coordinator	Andy Amstutz

2016-17 SCHEDULE

DAY	DATE	OPPONENT	TIME	DAY	DATE	OPPONENT	TIME
OCTOBER				JANUARY (cont.)			
Friday	14	vs. Greenville	7:30 PM	Friday	20	at Orlando	7:00 PM
Saturday	15	vs. Greenville	7:00 PM	Saturday	21	at Orlando	7:00 PM
Saturday	22	at Orlando	7:00 PM	Wednesday	25	vs. Allen	7:30 PM
Friday	28	vs. South Carolina	7:30 PM	Friday	27	at South Carolina	7:05 PM
Saturday	29	vs. South Carolina	7:00 PM	Saturday	28	at South Carolina	7:05 PM
NOVEMBER				FEBRUARY			
Friday	4	vs. Norfolk	7:30 PM	Wednesday	1	vs. Greenville	7:30 PM
Saturday	5	vs. Norfolk	7:00 PM	Friday	3	at Atlanta	7:35 PM
Tuesday	8	at Atlanta	7:05 PM	Saturday	4	at Atlanta	7:05 PM
Friday	11	at Atlanta	7:35 PM	Friday	10	vs. Atlanta	7:30 PM
Saturday	12	at Greenville	7:00 PM	Saturday	11	vs. Atlanta	7:00 PM
Sunday	13	at Greenville	3:00 PM	Wednesday	15	vs. Orlando	7:30 PM
Friday	18	vs. Greenville	7:30 PM	Saturday	18	at Greenville	7:00 PM
Saturday	19	vs. Missouri	7:00 PM	Sunday	19	at Greenville	3:00 PM
Tuesday	22	at Adirondack	7:00 PM	Wednesday	22	at Norfolk	7:15 PM
Wednesday	23	at Manchester	7:00 PM	Friday	24	at Elmira	7:05 PM
Friday	25	at Manchester	7:00 PM	Saturday	25	at Elmira	7:05 PM
Saturday	26	at Adirondack	7:00 PM	Sunday	26	at Brampton	3:00 PM
DECEMBER				MARCH			
Friday	2	at Orlando	7:00 PM	Friday	3	vs. Atlanta	7:30 PM
Saturday	3	vs. Orlando	7:00 PM	Saturday	4	vs. Atlanta	7:00 PM
Wednesday	7	vs. Elmira	7:30 PM	Wednesday	8	vs. Utah	7:30 PM
Friday	9	vs. Elmira	7:30 PM	Friday	10	at Greenville	7:00 PM
Saturday	10	vs. Elmira	7:00 PM	Saturday	11	at South Carolina	7:05 PM
Friday	16	vs. Atlanta	7:30 PM	Sunday	12	at South Carolina	3:05 PM
Saturday	17	vs. Atlanta	7:00 PM	Tuesday	14	at Atlanta	7:05 PM
Wednesday	21	vs. Orlando	7:30 PM	Friday	17	vs. Orlando	7:30 PM
Friday	23	at Orlando	7:00 PM	Saturday	18	vs. Orlando	7:00 PM
Tuesday	27	at Orlando	7:00 PM	Wednesday	22	at Kalamazoo	7:00 PM
Thursday	29	at Atlanta	7:05 PM	Friday	24	at Toledo	7:15 PM
Friday	30	at Atlanta	7:35 PM	Saturday	25	at Toledo	7:15 PM
Saturday	31	at South Carolina	6:05 PM	Sunday	26	at Fort Wayne	5:00 PM
JANUARY				Wednesday	29	vs. Kalamazoo	7:30 PM
Wednesday	4	vs. Manchester	7:30 PM	Friday	31	vs. Kalamazoo	7:30 PM
Friday	6	vs. Manchester	7:30 PM	APRIL			
Saturday	7	vs. Manchester	7:00 PM	Saturday	1	vs. Kalamazoo	7:00 PM
Wednesday	11	vs. South Carolina	7:30 PM	Wednesday	5	vs. Orlando	7:30 PM
Friday	13	vs. South Carolina	7:30 PM	Friday	7	at Orlando	7:00 PM
Saturday	14	vs. South Carolina	7:00 PM	Saturday	8	vs. Orlando	7:00 PM

**CRAIG BRUSH** PRESIDENT AND GENERAL MANAGER

Craig Brush, President of the Florida Everblades, along with partners Peter Karmanos and the late Thomas Thewes, founded the Everblades and Germain Arena in 1998. Brush, a native of Milton, Ontario, oversees all aspects of both the hockey club and the sports complex.

Since their inception in 1998, the Everblades have hosted more than 3.6 million fans, averaged more than 6,000 per game and have led the ECHL in attendance five times. Florida won its first Kelly Cup title in 2012, winning the Cup on home ice in front of a standing-room only crowd of 7,290 fans on May 23, 2012. Germain Arena and the Everblades hosted the 2003 Compuware/ECHL All-Star Game and have led the Kelly Cup Playoffs in attendance six times.

The Everblades have earned a post-season berth in 16 of the last 17 seasons in Southwest Florida. During the 2003-04

season, Florida captured the Eastern Conference title and made its first ever trip to the Kelly Cup Finals. After capturing the 2004-05 American Conference Championship, the Everblades became the first team in Kelly Cup history to make back-to-back trips to the Kelly Cup Finals. Florida was also awarded the regular-season championship Brabham Cup following the 1998-99 and 2008-09 seasons.

Brush played hockey for three seasons at Cornell University and was a member of the 1970 undefeated NCAA Championship team. He has also coached in the Compuware youth hockey program for many years.

Craig and his wife, Kyle, split time between Estero, Florida, and Birmingham, Michigan. The couple has three sons, Matt, Tyler and Patrick, and five grandchildren: Anna, Mary, Jane, Sloan and Brett.

**BRAD RALPH** HEAD COACH/DIRECTOR OF HOCKEY OPERATIONS

Brad Ralph, 35, was named head coach and director of hockey operations for the ECHL's Florida Everblades on July 12, 2016. Prior to joining the Everblades, Ralph had amassed a career coaching record of 251-128-31 in six seasons as a head coach in the SPHL, ECHL and WHL.

In 2015-16, Ralph guided the Kelowna Rockets of the Western Hockey League (WHL) to a 48-20-4 record and a third round appearance in the playoffs. Before joining Kelowna, Ralph

coached the Idaho Steelheads of the ECHL for three seasons (2012-2015) totaling a 132-64-20 mark along with three postseason appearances. The Ottawa native began his coaching career with the Southern Professional Hockey League's Augusta RiverHawks (2010-2012), and led his team to the league finals in his year.

As a player, Ralph appeared in 383 professional games split between the ECHL and AHL, while making his lone NHL appearance with the Phoenix Coyotes during the 2000-01 season.

AFFILIATIONS HISTORY

YEARLY AFFILIATIONS

YEAR	TEAM	COACH	GP	W	L	T/OT	OT/SOL	PTS	GF	GA	PCT
1979-80	Springfield Indians	Larry Kish	80	31	37	12		74	292	302	0.463
1980-81	Binghamton Whalers	Larry Kish	80	32	42	6		70	296	336	0.438
1981-82	Binghamton Whalers	Larry Kish	80	46	28	6		98	329	266	0.613
1982-83	Binghamton Whalers	John Cunniff/Rick Ley	80	36	36	8		80	320	333	0.500
1983-84	Binghamton Whalers	John Cunniff	80	33	43	4		70	359	388	0.438
1984-85	Binghamton Whalers	Larry Pleau	80	52	20	8		112	388	265	0.700
1985-86	Binghamton Whalers	Larry Pleau	80	41	34	5		87	316	290	0.544
1986-87	Binghamton Whalers	Larry Pleau	80	47	26	7		101	309	259	0.631
1987-88	Binghamton Whalers	Larry Pleau/Doug Jarvis	80	38	34	8		87	353	300	0.544
1988-89	Binghamton Whalers	Claude Larose	80	28	46	6		62	307	392	0.388
1989-90	Binghamton Whalers	Doug McKay	80	11	60	9		31	229	366	0.194
1990-91	Springfield Indians	Jim Roberts	80	43	27	10		96	348	281	0.600
1991-92	Springfield Indians	Jay Leach	80	43	29	8		94	308	277	0.588
1992-93	Springfield Indians	Jay Leach	80	25	41	14		64	282	336	0.400
1993-94	Springfield Indians	Joel Quenneville	80	29	38	13		71	309	327	0.444
1994-95	Springfield Falcons	Paul Gillis	80	31	37	12		74	299	289	0.463
1995-96	Springfield Falcons	Kevin McCarthy	80	42	27	11		100	272	215	0.594
1996-97	Springfield Falcons	Kevin McCarthy	80	41	27	12		96	268	229	0.588
1997-98	Beast of New Haven	Kevin McCarthy	80	38	35	7		85	256	239	0.519
1998-99	Beast of New Haven	Kevin McCarthy	80	33	35	12		78	240	250	0.488
1999-00	Cincinnati Cyclones	Ron Smith	82	44	30	8		96	244	246	0.585
2000-01	Cincinnati Cyclones	Ron Smith	82	44	29	9		97	267	258	0.591
2001-02	Lowell Lock Monsters	Ron Smith	82	41	25	11		96	229	209	0.585
2002-03	Lowell Lock Monsters	Ron Smith	82	19	51	7	3	48	175	275	0.293
2003-04	Lowell Lock Monsters	Ron Smith	80	32	36	6	6	76	208	242	0.475
2004-05	Lowell Lock Monsters	Tom Rowe	80	47	27	1	5	100	242	190	0.625
2005-06	Lowell Lock Monsters	Tom Rowe	80	29	37	6	8	72	222	257	0.450
2006-07	Albany River Rats	Tom Rowe	80	37	36	7	7	81	246	258	0.506
2007-08	Albany River Rats	Tom Rowe	80	43	30	7	7	93	213	198	0.581
2008-09	Albany River Rats	Jeff Daniels	80	33	40	7	7	73	219	258	0.456
2009-10	Albany River Rats	Jeff Daniels	80	43	29	3	5	94	244	231	0.588
2010-11	Charlotte Checkers	Jeff Daniels	80	44	27	2	7	97	265	243	0.606
2011-12	Charlotte Checkers	Jeff Daniels	76	38	29	3	6	85	209	214	0.559
2012-13	Charlotte Checkers	Jeff Daniels	76	42	26	4	4	92	227	202	0.605
2013-14	Charlotte Checkers	Jeff Daniels	76	37	36	1	2	77	228	241	0.507
2014-15	Charlotte Checkers	Jeff Daniels	76	31	38	6	1	69	172	231	0.454
2015-16	Charlotte Checkers	Mark Morris	76	36	32	3	5	80	214	229	0.526

YEAR	TEAM	COACH	STANDINGS
1979-80	Springfield Indians	Larry Kish	5th—N'r'n Div.
1980-81	Binghamton Whalers	Larry Kish	3rd—S'r'n Div.
1981-82	Binghamton Whalers	Larry Kish	1st—S'r'n Div.
1982-83	Binghamton Whalers	John Cunniff/Rick Ley	4th—S'r'n Div.
1983-84	Binghamton Whalers	John Cunniff	6th—S'r'n Div.
1984-85	Binghamton Whalers	Larry Pleau	1st—S'r'n Div.
1985-86	Binghamton Whalers	Larry Pleau	2nd—S'r'n Div.
1986-87	Binghamton Whalers	Larry Pleau	2nd—S'r'n Div.
1987-88	Binghamton Whalers	Larry Pleau/Doug Jarvis	4th—S'r'n Div.
1988-89	Binghamton Whalers	Claude Larose	7th—S'r'n Div.
1989-90	Binghamton Whalers	Doug McKay	7th—S'r'n Div.
1990-91	Springfield Indians	Jim Roberts	1st—N'r'n Div.
1991-92	Springfield Indians	Jay Leach	1st—N'r'n Div.
1992-93	Springfield Indians	Jay Leach	4th—N'r'n Div.
1993-94	Springfield Indians	Joel Quenneville	4th—N'r'n Div.
1994-95	Springfield Falcons	Paul Gillis	5th—N'r'n Div.
1995-96	Springfield Falcons	Kevin McCarthy	1st—N'r'n Div.
1996-97	Springfield Falcons	Kevin McCarthy	2nd—N'r'n Div.
1997-98	Beast of New Haven	Kevin McCarthy	3rd—NE Div.
1998-99	Beast of New Haven	Kevin McCarthy	5th—NE Div.
1999-00	Cincinnati Cyclones	Ron Smith	3rd—East Div.
2000-01	Cincinnati Cyclones	Ron Smith	3rd—East Div.
2001-02	Lowell Lock Monsters	Ron Smith	1st—N'r'n Div.
2002-03	Lowell Lock Monsters	Ron Smith	5th—N'r'n Div.
2003-04	Lowell Lock Monsters	Ron Smith	6th—Atl. Div.
2004-05	Lowell Lock Monsters	Tom Rowe	3rd—Atl. Div.
2005-06	Lowell Lock Monsters	Tom Rowe	5th—Atl. Div.
2006-07	Albany River Rats	Tom Rowe	4th—East Div.
2007-08	Albany River Rats	Tom Rowe	3rd—East Div.
2008-09	Albany River Rats	Jeff Daniels	7th—East Div.
2009-10	Albany River Rats	Jeff Daniels	2nd—East Div.
2010-11	Charlotte Checkers	Jeff Daniels	3rd—East Div.
2011-12	Charlotte Checkers	Jeff Daniels	3rd—Midwest Div.
2012-13	Charlotte Checkers	Jeff Daniels	2nd—West Div.
2013-14	Charlotte Checkers	Jeff Daniels	4th—West Div.
2014-15	Charlotte Checkers	Jeff Daniels	4th—West Div.
2015-16	Charlotte Checkers	Mark Morris	5th—Central Div.

PLAYOFF HISTORY

Missed the playoffs by one point
 Lost to Adirondack in the first round, 4-1
 Lost to New Brunswick in the Finals, 4-1
 Lost to Rochester in the first round, 4-1
 Missed the playoffs by 14 points
 Lost to Baltimore in the second round, 4-0
 Lost to St. Catharines in the first round, 4-2
 Lost to Rochester in the second round, 4-2
 Lost to Hershey in the first round, 4-0
 Missed the playoffs by 20 points
 Missed the playoffs by 61 points
 Won the Calder Cup
 Lost to Adirondack in the second round, 4-0
 Lost to Cape Breton in the third round, 2-0
 Lost to Adirondack in the first round, 4-2
 Missed playoffs on tie-breaking formula
 Lost to Portland in the second round, 4-2
 Lost to Hershey in the third round, 4-3
 Lost to Hartford in first round, 3-0
 Missed playoffs on tie-breaking formula
 Lost to Grand Rapids in East Div. finals, 4-1
 Lost to Orlando in first round, 4-1
 Lost to St. John's in first round, 3-2
 Missed the playoffs by 29 points
 Missed the playoffs by nine points
 Lost to Providence in the second round, 4-1
 Missed the playoffs by 20 points
 Lost to Hershey in the first round, 4-1
 Lost to Philadelphia in the first round, 4-3
 Missed the playoffs by 20 points
 Lost to Hershey in the second round, 4-0
 Lost to Binghamton in the third round, 4-0
 Missed the playoffs by one point
 Lost to Oklahoma City in the first round, 3-2
 Missed the playoffs by six points
 Missed the playoffs by 18 points
 Missed the playoffs by 0.011 percentage points

MINOR LEAGUE AFFILIATE LEADING SCORER

YEAR	TEAM	PLAYER	GP	G	A	PTS	PIM
1979-80	Springfield Indians	Jean Savard	78	28	43	71	60
1980-81	Binghamton Whalers	Ray Allison	74	31	39	70	81
1981-82	Binghamton Whalers	Bob Sullivan	74	47	43	90	44
1982-83	Binghamton Whalers	Ross Yates	77	41	84*	125*	28
1983-84	Binghamton Whalers	Ross Yates	68	35	73*	108	82
1984-85	Binghamton Whalers	Paul Gardner	64	51*	79*	130**	10
1985-86	Binghamton Whalers	Daryl Evans	69	40	52	92	50
1986-87	Binghamton Whalers	Mike Millar	61	45	32	77	38
1987-88	Binghamton Whalers	Mike Richard	72	46	48	94	23
1988-89	Binghamton Whalers	Terry Yake	75	39	56	95	57
1989-90	Binghamton Whalers	James Black	80	37	35	72	34
1990-91	Springfield Indians	Michel Picard	77	56*	40	96	61
1991-92	Springfield Indians	Shawn Evans	80	11	67	78	81
1992-93	Springfield Indians	Leonid Toropchenko	71	31	30	61	59
1993-94	Springfield Indians	Mike Tomlak	79	44	56	100	53
1994-95	Springfield Falcons	Robert Petrovicky	74	30	52	82	121
1995-96	Springfield Falcons	Iain Fraser	53	24	47	71	27
1996-97	Springfield Falcons	Juha Ylonen	70	20	41	61	6
1997-98	Beast of New Haven	Kevin Brown	67	28	44	72	65
1998-99	Beast of New Haven	Shane Willis	73	31	50	81	49
1999-00	Cincinnati Cyclones	Gilbert Dionne	81	34	49	83	88
2000-01	Cincinnati Cyclones	Greg Koehler	80	35	36	71	122
2001-02	Lowell Lock Monsters	Jeff Heerema	76	33	37	70	90
2002-03	Lowell Lock Monsters	Ryan Bayda	53	11	32	43	32
2003-04	Lowell Lock Monsters	Mike Zigomanis	61	17	35	52	56
2004-05	Lowell Lock Monsters	Eric Staal	77	26	51	77	88
2005-06	Lowell Lock Monsters	Keith Aucoin	72	29	56	85	68
2006-07	Albany River Rats	Keith Aucoin	65	27	72	99	108
2007-08	Albany River Rats	Jamie Johnson	79	21	37	58	28
2008-09	Albany River Rats	Jerome Samson (tied)	70	22	32	54	56
2009-10	Albany River Rats	Jerome Samson	74	37	41	78	66
2010-11	Charlotte Checkers	Zach Boychuk	60	22	43	65	48
2011-12	Charlotte Checkers	Chris Terry	74	16	43	59	67
2012-13	Charlotte Checkers	Chris Terry	70	25	35	60	40
2013-14	Charlotte Checkers	Zach Boychuk	69	36*	38	74	55
2014-15	Charlotte Checkers	Justin Shugg	65	21	22	43	28
2015-16	Charlotte Checkers	Derek Ryan	70	23	32	55	24

*Indicates an AHL Leading Figure

**Indicates an AHL Record Figure



KIDS 'N COMMUNITY
FOUNDATION
"THE HEART OF THE HURRICANES"

FOUNDATION ACTIVITIES AND FUNDRAISING EVENTS

FOUNDATION DONATIONS

The Carolina Hurricanes Kids 'N Community Foundation strives to meet the educational, social, cultural and health-related needs of our community by offering unique resources and financial support to local youth-oriented organizations. Since its inception in 1997, the Kids 'N Community Foundation has donated more than \$13 million in cash grants and in-kind services.

During the 2015-16 season, the Kids 'N Community Foundation donated \$575,000 in cash to 27 different North Carolina children's charities and foundations. Each donation is required to meet the health and educational needs of children of under-served populations in our community. Specification of how the funds will be used and periodic updates on the progress of the programs are required for each agency.

FOUNDATION FUNDRAISERS

The Kids 'N Community Foundation has increased its impact in the community thanks to unique and interactive fundraising opportunities for our fans. The Foundation's largest fundraisers of the season – the annual Casino Night, Golf Tournament, Skate with the Canes, 5K Race and the Hurricanes Alumni Game – combined for more than \$600,000 in charitable funds raised. The success of these events, as well as other fundraisers throughout the year, relies on support from fans and Hurricanes players, coaches, front office executives, broadcasters and staff who attend each major fundraiser.

Every home game features a silent auction showcasing autographed jerseys, equipment, photos and much more. The game-night auctions raised \$88,000 in 2015-16.

Other fundraisers during the regular season included the Carolina Ale House Points for Kids program, the Paper Heart & Magnet campaign, the We Love the Hurricanes Luncheon, 24-Hour Bike Challenge and the Holiday Mystery Items sales.

COMMUNITY INITIATIVES

PICK UP A BOOK AND READ

The Pick Up a Book and Read program works to get children in third, fourth and fifth grade excited about reading by giving them the opportunity to log their minutes read over a period of six weeks. Students who read are rewarded with prizes such as school visits, tickets and even autographed jerseys. During the 2015 - 2016 Pick Up a Book and Read program, nearly 2,500 students in over 200 classrooms read over 5 million minutes. Each participating student received a certificate of accomplishment, and each student that read over 1500 minutes and 2500 minutes received a special prize. The five schools that read the most minutes were recognized with a visit from Stormy, Hurricanes alumnus Shane Willis, and members of the Community Relations department. The top fifteen students in the program's annual essay contest and top fifteen overall readers were invited to a recognition luncheon at PNC Arena hosted by Shane Willis, former Carolina Hurricanes player and current youth and amateur hockey coordinator. Brad Malone and Stormy were on hand to celebrate the accomplishments of the students at the luncheon by presenting certificates and prizes.

HOCKEY IS FOR EVERYONE INITIATIVE

The Capital City Crew completed its sixth full season as part of the NHL Hockey is for Everyone program. Thanks to grants from the Kids 'N Community Foundation, the NHLPA Goals and Dreams Foundation, the NHL Foundation, USA Hockey, PNC Bank, Lenovo, private sponsors, and equipment donations from the Community, the Crew provides the full hockey experience at no cost to participants. The roster is made up of 60 kids, ages 8-14, from local Boys and Girls Clubs. The season consisted of 15 on-ice sessions which included practices and scrimmages and 15 sessions of the life skills program. Last year, a Capital City Crew session was hosted at PNC Arena. The season wrapped up with an awards dinner hosted by the Carolina Ale House, where Noah Hanifin was on hand to present trophies and take pictures with the players.

CANES CARE

Canes Care is a community outreach program for full-time Carolina Hurricanes and PNC Arena staff. During the off-season, 37 staff members donated 205 hours of time to volunteer in the North Carolina community. Staff volunteered at the following organizations: Book Harvest, Families Together, Ronald McDonald House of Durham and Wake, Emily K Center, USO of NC, Kramden Institute and the Boys and Girls Clubs of Wake County.

COMMUNITY WALKS

Each year, the Carolina Hurricanes form teams to participate in the Susan G. Komen Race for the Cure and the Triangle Heart Walk. The Canes with Heart team helped raise \$3,010 for the American Heart Association, while the Canes for a Cure team raised almost \$1,500 for Susan G. Komen Triangle Race for the Cure in June 2016.

TICKET PROGRAMS

HURRICANES HEROES

Hurricanes Heroes is a program where tickets are donated to the community relations department by local businesses and season ticket members. The tickets are then distributed by the Kids 'N Community Foundation to local children's charities and organizations at no cost. Nearly 500 tickets were donated to non-profit organizations in our community during the 2015-16 season.

CHARITY DRIVES

The Carolina Hurricanes strive to make an impact on the community through charity drives throughout the season. The drives are to help local and state charities collect goods that will help them in their mission. Six charity drives benefitted 10 different North Carolina charities, with donations varying from books for children to snacks for military service men and women. Hurricanes fans are invited to participate by bringing the goods to support the various drives and the charities. These drives allowed Hurricanes fans to make giving back part of their game day experience.

- Caniac Carnival Blood Drive: The Hurricanes partnered with Rex Healthcare to host a blood drive during Caniac Carnival. The blood drive benefitted Rex Blood Services.
- Stock the Pantry Food Drive: The Stock the Pantry Food Drive was presented by Harris Teeter and benefitted Genesis Home and Helping Hand Mission. Fans were invited to donate non-perishable food items from Nov. 9 – Nov. 16. Over 550 items were collected during the week.
- Hurricanes Toy Drive: From Dec. 14 – Dec. 21, Hurricanes fans were encouraged to donate new, unwrapped stuffed animals, toy cars, dolls, and sports equipment. Over 300 toys were collected and donations benefitted Me Fine Foundation and East Durham Children's Initiative.



CHARITY DRIVES (CONT.)

- **Book Drive:** Between January 8 and January 15, the Hurricanes collected new and gently used books for children ages newborn to middle school. The books were donated to Book Harvest and Read and Feed.
- **Military Appreciation Drive:** In conjunction with Military Appreciation, the Hurricanes hosted a military drive to benefit servicemen and women through a partnership with the USO. Jerky snacks, granola bars and puzzle books were collected to be given to soldiers.
- **School Supply Drive:** During Summerfest from July 6 – July 9, fans heading into Prospects Camp and the Summerfest Celebration donated school supplies to be sent to Families Together and the Triangle Literacy Council. Over 700 school supplies were donated by Hurricanes fans.



PLAYER EFFORTS

STAAL FAMILY FOUNDATION

Beginning last year, former Carolina Hurricanes captain Eric Staal and his wife, Tanya, and Carolina Hurricanes alternate captain Jordan Staal and his wife, Heather, donated an 18-person, all-inclusive luxury suite every home game to children battling cancer and their families and friends. In the 2015-16 season, 34 different children and their families visited the Staal Family Foundation suite. In addition to enjoying a hockey game VIP style, each child received a Staal Family Foundation t-shirt to commemorate the experience and was recognized on the video board during the game.

CAM'S CHAMPS

Cam Ward and his wife, Cody, continued their support of special needs athletes through an all-inclusive charity suite, Cam's Champs. Different athletes from different groups focusing on athletics were Cam's Champs for each night, giving them the special opportunity to experience a hockey game. Some of the visitors from the suite included athletes from: Miracle League of the Triangle, Triangle Hitch-Up, Special Olympics of Wake County, and Triangle Special Hockey.

ST. BALDRICK'S

The Carolina Hurricanes players, staff and fans once again raised funds and awareness for the St. Baldrick's Foundation in 2015-16. On March 22, 2016, professional barbers from corporate partner Sports Clips were on hand to shave heads on PNC Arena's front lawn. Fans received two tickets to the game that night in exchange for losing their locks. There were a total of 79 fans that shaved their heads, and \$31,637.55 was raised for the St. Baldrick's Foundation.

APPEARANCES

Each season, the Carolina Hurricanes partner with charitable organizations to host community days with our players to give back to deserving organizations.

Oct. 12 – Andrej Nestrasil visited a local elementary school that participates in Playworks. Playworks vision is to change school culture by leveraging the power of safe, fun and healthy play at school every day. Nestrasil joined Brentwood Elementary's Playworks' coach in leading recess games. The Kids 'N Community Foundation donated \$15,000 to Playworks through a 2015 Game Changer Grant to help support the program at Brentwood Elementary.

Nov. 18 – Riley Nash and Chris Terry visited a local elementary school to celebrate the launch of their participation in Future Goals – an education initiative led by the NHL and NHL Players' Association focusing on STEM learning. Nash and Terry joined students from Walnut Creek Elementary to help them complete Future Goals lessons in their computer lab. They then joined Fox Sports pre-game show hosts Michelle McMahon and Shane Willis in an interactive assembly to celebrate the launch.

Dec. 17 – Our annual Holiday Community Day consists of a shopping trip with a few of our players who are paired up with a student from Durham Nativity School. This year Ron Hainsey, Eddie Lack, Kris Versteeg, Joakim Nordstrom, Elias Lindholm and Victor Rask helped their students select and purchase presents for their families and a special present for themselves for the holidays. The mission of Durham Nativity School is to provide a tuition-free, enriched learning environment and an eleven-year support system for middle school boys in Durham. The Kids 'N Community Foundation awarded a \$150,000 GOAL grant to the school for scholarships in 2015. That same day the rest of the team participated in our yearly hospital visits. They went to Rex, UNC Children's Hospital, Duke Children's Hospital and WakeMed Children's Hospital to take photos and sign autographs. They visit patients in their rooms and offer wishes of getting better soon. As a gift from the NHL and NHLPA, the players also gave blankets to the patients.

Jan. 19 – Jaccob Slavin and Brett Pesce visited Read and Feed's mobile learning unit – a program funded by the Kids 'N Community Foundation with a \$15,000 Game Changer Grant in 2015. The mobile unit travels to underserved neighborhoods weekly and offers a hot meal and a session of tutoring to the participating children in each neighborhood. Slavin and Pesce read to the students, served a nutritious meal and helped them pick out a book to take home.

Feb. 9 – At the end of each Capital City Crew season, a Hurricanes player joins the crew to celebrate the season at the Carolina Ale House. This year, Noah Hanifin presented trophies to each player and was on hand to sign autographs and take a photo. The Capital City Crew receives funding from the Kids 'N Community Foundation to offer a free learn-to-play hockey program to the members of the Wake County Boys and Girls Clubs.

COMMUNITY RELATIONS

FAN DEVELOPMENT

STORMY

From interacting with fans during games to showing off on the ice, Stormy is a key part of the Canes game day experience. When he's not entertaining friends at PNC Arena, you may find the Carolina Hurricanes' mascot, Stormy, taking his act on the road to share hockey fun with others. The loveable ice hog makes appearances in the Triangle and surrounding communities at schools, community events, churches, hospitals, birthday parties, awareness walks and other non-profit events throughout the year.

STORM SQUAD

The Storm Squad was the first, and continues to be one of the best fan development teams in the NHL. They are a key component to the organization, not just in-game, but out and about in the community and all throughout North Carolina as well. Members add to the home game experience by interacting with fans on the concourse, visiting suites, aiding in promotions and helping with multiple initiatives that benefit our local community. In the community the Storm Squad can be found at awareness walks and charity golf tournaments, as well as community festivals and fundraising events. Last year they were found at over 125 events in the community.

Each year the Storm Squad hosts a Junior Storm Squad clinic for girls ages 7-13. During the day long clinic, the Junior Storm Squad spends the day participating in activities focusing on the importance of leadership, perseverance, community service and self-confidence. Participants also learn the moves to the Power Play dance, as well as how to sling a t-shirt into the stands. At the end of the day, it is game time and the Junior Storm Squad makes an appearance in-game to show off all of the signature Storm Squad moves and cheers they learned for the fans in the crowd.

KIDS CLUB

The Hurricanes Hockey Kids Club has welcomed young fans into the Canes family for nine seasons. The Kids Club, led by the Hurricanes mascot Stormy, strives to develop a strong passion for hockey at a young age with the hopes of inspiring lifelong fans. This club presents members with opportunities such as exclusive merchandise and gear, ticket deals, access to official member-only parties, as well as autograph and Q&A sessions with players. Kids, ages 12 and under can join the club to get in on the fun.



CYAH - CANES YOUTH AND AMATEUR HOCKEY

In an effort to strengthen our involvement in the local youth and amateur hockey community, the Carolina Hurricanes created Canes Youth and Amateur Hockey (CYAH) during the 2006-07 season. CYAH continues to have a presence in, and provide sponsorship to the local community in order to grow youth hockey at all skill levels. The number of local youth hockey players has increased ten-fold since the program's inauguration, and the numbers continue to climb.

Led by former Hurricane Shane Willis, the CYAH program has steadily increased its initiatives and investments in local youth hockey over the past year. CYAH utilizes hockey to build personal character and foster teamwork and dedication in young players. It has promoted interest in youth and amateur hockey programs throughout the state of North Carolina, and hosted many major in-house hockey clinics each season.



CANES YOUTH & AMATEUR HOCKEY

JUNIOR HURRICANES

Now entering its 10th season, the Junior Hurricanes program is coming off another successful campaign. The Junior Hurricanes program (RYHA) included teams at the AAA, AA and A levels. The Jr. Hurricanes were extremely proud that RYHA alumnus, Josh Wesley, was drafted in the fourth round of the 2014 NHL Draft to the Carolina Hurricanes and most recently Skylar Brind'Amour committing to Michigan State. With a number of players moving on to top junior programs in Canada and the United States, the Jr. Hurricanes remain committed to developing young players and giving them every opportunity to succeed at the next level. In February 2011, the Junior Hurricanes 12U AA team won the Quebec International Pee Wee Hockey Tournament, B division. This past season, the Junior Hurricanes Tier 1 U16 AAA team qualified for their respective USA Hockey Tier 1 National Tournament.

CAROLINA HURRICANES FIRST GOAL PROGRAM

The National Hockey League's Carolina Hurricanes announced that they have teamed up with the NHL and NHLPA to bring a new Learn to Play First Goal initiative to the Triangle. The Hurricanes First Goal initiative provides children ages 4 through 8 with hockey equipment as well as the opportunity to enjoy seven on-ice instructional hockey sessions. In an effort to increase the number of kids playing the sport of hockey in a fun and effective program, we have created this Gold Standard hockey program. By reducing the cost barrier of getting started, parents have no risk in letting their son or daughter try the sport. By using age specific training from USA hockey and NHL alumni players to facilitate, each new player will not only feel comfortable on the ice, but have a positive experience while on the ice.

Participants enrolled in the program are introduced to the game of hockey by Hurricanes alumni and will receive brand-new, Hurricanes-branded equipment, including a helmet, shoulder pads, elbow pads, gloves, pants, shin pads, socks, skates, jersey, equipment bag and stick. The Carolina Hurricanes First Goal initiative will be offered at the following rinks: Polar Ice House (Cary, Wake Forest and Garner locations), Raleigh Center Ice and Raleigh IcePlex.

IN-SCHOOL HOCKEY CLINICS

For over 10 years the in-school hockey clinic partnership that the Carolina Hurricanes has with Wake County Public School System continues to thrive. Each year the Hurricanes visit over 35 schools for clinics, teaching over 10,000 local students how to play hockey. These clinics combine hockey education and character building activities that focus on teamwork, leadership and sportsmanship. Students who attended the clinics were always excited to learn a new sport, and the opportunity to promote hockey among local youth directly aligns with CYAH's initiatives.

JUNIOR HURRICANES PEE WEE QUEBEC TOURNAMENT

Over 15 years, the Hurricanes have provided countless memories for more than 200 young men and women who have been a part of this one-of-a-kind tournament. The tournament takes place in Quebec City over 12 days, during which participants are exposed to culture as well as competition, staying with French-speaking families and learning about the French Canadian way of life. The Quebec Pee-Wee Tournament has produced an amazing number of future NHL hockey players. The list includes Hall of Fame players Mark Messier, Mario Lemieux and Ron Francis, along with current Carolina Hurricanes like Jeff Skinner.

In 2015, the Junior Hurricanes spent their fourth season in the "AA" division. The Junior Hurricanes were moved up a division following the team's historic play a few years ago.

The February 2011 tournament proved to be one of the most exciting for the program, as the 11- and 12-year-old team won their bracket for the first time. The team posted a 6-0 record in the International-B tournament, outscoring their opponents 32-6, and boasted eight of the top ten scorers in the division. That year, the Junior Hurricanes earned major victories against competition from Salt Lake City, England, Canada, Colorado, Anaheim and Switzerland.

RALEIGH YOUTH HOCKEY ASSOCIATION PARTNERSHIP

A new hockey partnership was formed on March 22, 2007, as Canes Youth and Amateur Hockey (CYAH) joined together with the Raleigh Youth Hockey Association (RYHA). The partnership allowed the Hurricanes to lend their name, insight and marketing abilities to RYHA. RYHA also received a grant from the Kids 'N Community Foundation that allows for scholarships to be provided at all three levels of competition.

POLAR ICE HOUSE

The Carolina Hurricanes announced a new sponsorship with the Polar Ice House in 2014-15. The sponsorship focuses on programming that offers players of all skill levels the opportunity to learn, train and grow in a competitive, organized environment at the Cary, Wake Forest and Garner Polar Ice House locations. The goal is to continue to support the growth of the sport locally and encourage kids to lace up their skates and get out on the ice.

TRIANGLE SPECIAL HOCKEY ASSOCIATION

The Carolina Hurricanes are proud sponsors of the CAT5CANES, a local hockey program that helps bring the sport to physically and mentally disabled kids at no cost to their families. Entering its sixth season the CAT5CANES has grown from seven players in its first season to more than 80. Initially providing a place for the kids to learn to skate and try the sport, the program took a team to a National Tournament in Maryland in April 2010 and has not looked back since. In addition to the local program, CAT5CANES has helped start similar programs in neighboring cities. Triangle Special Hockey is also proud to offer a sled hockey program for mobility impaired players that is open to players of all ages and continues to attract more participants each year.

HURRICANES ALUMNI ASSOCIATION

The Hurricanes established the Carolina Hurricanes Alumni Association in 2011, as a way to allow former players to continue to work with the team and the Kids 'N Community Foundation after retirement, through appearances and community outreach. The Alumni Association also gives former Hurricanes players and staff members a way to connect with their former teammates and co-workers, as well as the current team.

The Hurricanes Alumni held their fifth annual Alumni Fantasy Game, presented by Lenovo, on Feb. 14, 2016. The annual event provides fans a chance to skate in a game with former Hurricanes players on the ice at PNC Arena. The 2016 Alumni Game celebrated the 10-year anniversary of the team's Stanley Cup championship, and featured 13 players from that team: Rod Brind'Amour, Ray Whitney, Glen Wesley, Doug Weight, Erik Cole, Bret Hedican, Mike Commodore, Niclas Wallin, Kevyn Adams, Craig Adams, Chad LaRose, Andrew Hutchinson and Aaron Ward. All proceeds benefited the Kids 'N Community Foundation, with a total of \$68,000 raised.

In addition to the Alumni Game, members of the Hurricanes Alumni Association participate in other Kids 'N Community Foundation events, such as the annual Kids 'N Community Golf Tournament and Casino Night. Locally-based alumni are also active with the team's youth hockey initiatives, including the First Goal program, and make speaking and autograph appearances on behalf of the organization throughout the year.







OPPONENTS

2016-17 Opponents with Current Player, Team Information and Series Records



ANAHEIM DUCKS

2016-17 SCHEDULE

11/10/16 at CAR 7 p.m.
 12/7/16 at ANA 10:30 p.m.

HURRICANES vs. ANAHEIM

ALL-TIME: GP: 32 14-13-5 GF: 89 GA: 86
 at home: GP: 16 9-5-2 GF: 40 GA: 34
 on road: GP: 16 5-8-3 GF: 49 GA: 52
 in overtime: GP: 7 1-4-2

Owners Henry and Susan Samuelli
 Executive vice president/General manager Bob Murray
 Head coach Randy Carlyle
 Assistant coaches Trent Yawney, Paul MacLean, Rich Preston
 Goaltending coach Sudarshan Maharaj
 Director of media & communications Alex Gilchrist
 Media and communications manager Steve Hoem
 Publicist Keren Lynch
 General office 714/940-2900

SERIES RECORDS

Winning streak 3 (2x) Last: 12/6/2005-10/19/2008
 Losing streak 4 Last: 2/9/2003-2/4/2004
 Unbeaten streak 5 Last: 11/29/1998-2/8/2002
 Goals scored 6 Last: 12/6/2005 (W, 6-2)
 Goals allowed 6 (2x) Last: 1/31/1997 (L, 3-6)
 Goals, both teams 9 (4x) Last: 2/3/2015 (OT, 4-5)
 Current CAR streak 1 win
 Current ANA streak 1 loss

Inaugural season 1993-94
 Stanley Cup titles 1 (2007)
 Home ice Honda Center (1993)
 Building capacity 17,174
 2015-16 record 46-25-11
 AHL affiliate San Diego Gulls

LAST TRANSACTION

6/27/2015 CAR acquired James Wisniewski from ANA in exchange for Anton Khudobin.

2015-16 SERIES RECAP

SEASON SERIES TIED: 1-1-0

At CAROLINA HURRICANES Attend Goaltenders Winning Goal
 16 Nov '15 Hurricanes 1 Ducks 4 9,305 Lack vs. Khudobin Sami Vatanen

At ANAHEIM DUCKS Attend Goaltenders Winning Goal
 11 Dec '15 Hurricanes 5 Ducks 1 17,174 Lack vs. Andersen, Gibson Jeff Skinner

SERIES STATISTICS

HURRICANES SPECIALTY TEAMS DUCKS SPECIALTY TEAMS
 Power Play 1-6 16.7% Power Play 0-1 0.0%
 Penalty Killing 1-1 100.0% Penalty Killing 5-6 83.3%

HURRICANES LEADING SCORERS

GP G A TP +/- PM
 Jeff Skinner 2 3 0 3 1 0
 Justin Faulk 2 0 3 3 -2 0

DUCKS LEADING SCORERS

GP G A TP +/- PM
 Carl Hagelin 2 1 2 3 2 2

GOALTENDING

HURRICANES GP Min W-L-OT SO GA SA SV GAA SV%
 Eddie Lack 2 120 1-1-0 0 4 51 47 2.01 .922

DUCKS GP Min W-L-OT SO GA SA SV GAA SV%
 Anton Khudobin 1 60 1-0-0 0 1 25 24 1.00 .960
 Frederik Andersen 1 20 0-0-0 0 1 6 5 3.07 .833
 John Gibson 1 40 0-1-0 0 3 17 14 4.50 .824

ALL-TIME SEASON SERIES RECORDS

YEAR	OVERALL	HOME	ROAD	YEAR	OVERALL	HOME	ROAD	YEAR	OVERALL	HOME	ROAD
1993-94	0-2-0	0-1-0	0-1-0	2001-02	1-0-0-0	0-0-0-0	1-0-0-0	2010-11	1-0-0	1-0-0	0-0-0
1994-95	Did not play Western Conf. Teams			2002-03	0-2-0-0	0-1-0-0	0-1-0-0	2011-12	0-0-2	0-0-1	0-0-1
1995-96	2-0-0	1-0-0	1-0-0	2003-04	0-2-0-0	0-1-0-0	0-1-0-0	2012-13	Did not play Western Conf. Teams		
1996-97	1-1-0	1-0-0	0-1-0	2005-06	1-0-0	0-0-0	1-0-0	2013-14	1-1-0	1-0-0	0-1-0
1997-98	2-0-0	1-0-0	1-0-0	2006-07	1-0-0	1-0-0	0-0-0	2014-15	0-1-1	0-1-0	0-0-1
1998-99	1-1-0	1-0-0	0-1-0	2007-08	Did not play Pacific Div. Teams			2015-16	1-1-0	0-1-0	1-0-0
1999-00	0-0-1-0	0-0-1-0	0-0-0-0	2008-09	1-1-0	0-1-0	1-0-0				
2000-01	1-0-1-0	1-0-0-0	0-0-1-0	2009-10	0-1-0	0-0-0	0-1-0				

ALL-TIME SEASON GAME RESULTS (*Overtime **Shootout)

1/14/1994 L 3-6 at ANA	3/8/1998 W 3-1 at ANA	2/9/2003 L 1-2 at ANA	11/30/2008 L 1-4 ANA	2/3/2015 OT 4-5* at ANA
3/26/1994 L 2-3 ANA	11/11/1998 L 4-5* at ANA	2/23/2003 L 0-4 ANA	11/25/2009 L 2-3 at ANA	2/12/2015 L 1-2 ANA
10/11/1995 W 3-2 ANA	11/29/1998 W 3-1 ANA	12/31/2003 L 1-3 ANA	12/18/2010 W 4-2 ANA	11/16/2015 L 1-4 ANA
2/2/1996 W 4-3 at ANA	1/7/2000 T 4-4* ANA	2/4/2004 L 2-3 at ANA	2/8/2012 OT 2-3* at ANA	12/11/2015 W 5-1 at ANA
10/24/1996 W 4-1 ANA	1/14/2001 W 4-0 ANA	12/6/2005 W 6-2 at ANA	2/23/2012 OT 2-3** ANA	
1/31/1997 L 3-6 at ANA	2/11/2001 T 2-2* at ANA	12/29/2006 W 4-2 ANA	11/15/2013 W 3-2** ANA	
12/30/1997 W 2-1 ANA	2/8/2002 W 4-1 at ANA	10/19/2008 W 3-1 at ANA	3/2/2013 L 3-5 at ANA	



ARIZONA COYOTES

2016-17 SCHEDULE

3/3/17 at CAR 7:30 p.m.
 3/5/17 at ARI 8:30 p.m.

HURRICANES vs. ARIZONA

ALL-TIME: GP: 74 37-29-8 GF: 258 GA: 239
 at home: GP: 37 17-14-6 GF: 122 GA: 110
 on road: GP: 37 20-15-2 GF: 136 GA: 129
 in overtime: GP: 13 6-1-6

Owner, chairman & governor Andrew Barroway
 General manager John Chayka
 Executive vice president of hockey operations/Head coach Dave Tippett
 Associate coach Jim Playfair
 Assistant coaches Newell Brown, John Slaney
 Goaltending coach Jon Elkin
 Executive vice president of communications and broadcasting Rich Nairn
 Manager, media relations Greg Dillard
 Coordinator, media relations Jeffrey Sanders
 General office 623/772-3200

Inaugural season 1972-73 (Winnipeg WHA); 1979-80 (NHL);
 1996-97 (Phoenix – name changed to Arizona, 2014-15)
 Stanley Cup titles None
 Home ice Gila River Arena (2003)
 Building capacity 17,125
 2015-16 record 35-39-8
 AHL affiliate Springfield Falcons

2015-16 SERIES RECAP

HURRICANES WIN SEASON SERIES SERIES: 2-0-0 (COYOTES: 0-1-1)

At CAROLINA HURRICANES Attend Goaltenders Winning Goal
 06 Dec '15 Hurricanes 5 Coyotes 4 9,021 Ward vs. Lindback Justin Faulk

At ARIZONA COYOTES Attend Goaltenders Winning Goal
 12 Dec '15 (OT) Hurricanes 5 Coyotes 4 12,668 Lack vs. Lindback Victor Rask

SERIES STATISTICS

HURRICANES SPECIALTY TEAMS COYOTES SPECIALTY TEAMS
 Power Play 3-7 42.9% Power Play 1-6 16.7%
 Penalty Killing 5-6 83.3% Penalty Killing 4-7 57.1%

HURRICANES LEADING SCORER COYOTES LEADING SCORER
 GP G A TP +/- PM GP G A TP +/- PM
 Elias Lindholm 2 0 4 4 2 0 Anthony Duclair 2 2 2 4 1 0

GOALTENDING

HURRICANES GP Min W-L-OT SO GA SA SV GAA SV%
 Eddie Lack 1 61 1-0-0 0 4 29 25 3.94 .862
 Cam Ward 1 60 1-0-0 0 4 23 19 4.00 .826

COYOTES GP Min W-L-OT SO GA SA SV GAA SV%
 Anders Lindback 2 120 0-1-1 0 10 51 41 5.02 .804

ALL-TIME SEASON SERIES RECORDS

YEAR	OVERALL	HOME	ROAD	YEAR	OVERALL	HOME	ROAD	YEAR	OVERALL	HOME	ROAD
1979-80	2-2-0	2-0-0	0-2-0	1991-92	2-0-1	0-0-1	2-0-0	2003-04	0-1-0-0	0-1-0-0	0-0-0-0
1980-81	3-0-1	1-0-1	2-0-0	1992-93	1-2-0	0-1-0	1-1-0	2005-06	0-1-0	0-0-0	0-1-0
1981-82	2-1-0	1-1-0	1-0-0	1993-94	1-0-1	1-0-0	0-0-1	2006-07	0-1-0	0-1-0	0-0-0
1982-83	1-1-1	0-0-1	1-1-0	1994-95	Did Not Play Western Conf. Teams			2007-08	Did Not Play Pacific Div. Teams		
1983-84	0-2-1	0-1-1	0-1-0	1995-96	1-1-0	0-1-0	1-0-0	2008-09	2-0-0	1-0-0	1-0-0
1984-85	1-2-0	0-1-0	1-1-0	1996-97	2-0-0	1-0-0	1-0-0	2009-10	0-1-0	0-1-0	0-0-0
1985-86	2-1-0	2-0-0	0-1-0	1997-98	1-0-1	0-0-1	1-0-0	2010-11	1-0-0	0-0-0	1-0-0
1986-87	1-1-1	0-0-1	1-1-0	1998-99	0-0-1	0-0-0	0-0-1	2011-12	0-1-0	0-1-0	0-0-0
1987-88	2-1-0	2-0-0	0-1-0	1999-00	0-2-0-0	0-1-0-0	0-1-0-0	2012-13	Did Not Play Western Conf. Teams		
1988-89	2-1-0	1-0-0	1-1-0	2000-01	1-1-0-0	0-1-0-0	1-0-0-0	2013-14	1-1-0	0-1-0	1-0-0
1989-90	1-2-0	0-2-0	1-0-0	2001-02	1-0-0-0	1-0-0-0	0-0-0-0	2014-15	2-0-0	1-0-0	1-0-0
1990-91	1-2-0	1-0-0	0-2-0	2002-03	1-1-0-0	1-0-0-0	0-1-0-0	2015-16	2-0-0	1-0-0	1-0-0

ALL-TIME SEASON GAME RESULTS (*Overtime **Shootout)

11/14/1979 L 2-3 at ARI (WPG)	1/8/1984 L 3-4 at ARI (WPG)	2/11/1989 W 7-3 ARI (WPG)	2/4/1994 T 2-2* at ARI (WPG)	1/4/2004 L 0-3 ARI (PHX)
1/21/1980 W 7-2 ARI (WPG)	1/26/1984 L 2-6 ARI (WPG)	2/19/1989 L 6-7* at ARI (WPG)	1/12/1996 W 3-2 at ARI (WPG)	12/3/2005 L 4-8 at ARI (PHX)
2/15/1980 W 5-4 ARI (WPG)	10/24/1984 L 4-8 at ARI (WPG)	11/10/1989 W 4-2 at ARI (WPG)	3/1/1996 L 2-5 ARI (WPG)	1/4/2007 L 0-2 ARI (PHX)
3/26/1980 L 0-7 at ARI (WPG)	11/7/1984 L 0-3 ARI (WPG)	1/3/1990 L 2-4 ARI (WPG)	10/5/1996 W 1-0 ARI (PHX)	11/21/2008 W 5-2 ARI (PHX)
11/26/1980 W 8-4 ARI (WPG)	2/19/1985 W 6-2 at ARI (WPG)	2/24/1990 L 1-3 ARI (WPG)	11/14/1996 W 2-1 at ARI (PHX)	2/7/2009 W 7-2 at ARI (PHX)
12/10/1980 W 8-5 at ARI (WPG)	11/23/1985 W 8-1 ARI (WPG)	11/9/1990 L 4-5 at ARI (WPG)	12/5/1997 T 2-2* ARI (PHX)	3/13/2010 L 0-4 ARI (PHX)
1/10/1981 W 5-3 at ARI (WPG)	1/25/1986 W 7-2 ARI (WPG)	1/5/1991 W 4-3 ARI (WPG)	3/6/1998 W 5-4* at ARI (PHX)	10/23/2010 W 4-3* at ARI (PHX)
2/18/1981 T 3-3 ARI (WPG)	2/14/1986 L 4-5 at ARI (WPG)	2/26/1991 L 4-5 at ARI (WPG)	3/15/1999 T 5-5* at ARI (PHX)	12/21/2011 L 3-4 ARI (PHX)
12/30/1981 W 6-1 at ARI (WPG)	10/16/1986 T 4-4* ARI (WPG)	10/16/1991 W 3-2 at ARI (WPG)	1/27/2000 L 2-4 ARI (PHX)	10/13/2013 L 3-5 ARI (PHX)
1/6/1982 L 3-5 ARI (WPG)	1/9/1987 L 0-3 at ARI (WPG)	1/21/1992 T 3-3* ARI (WPG)	3/1/2000 L 5-7 at ARI (PHX)	12/14/2013 W 3-1 at ARI (PHX)
3/10/1982 W 6-2 ARI (WPG)	3/13/1987 W 3-0 at ARI (WPG)	3/13/1992 W 1-0 at ARI (WPG)	2/7/2001 W 2-1* at ARI (PHX)	11/1/2014 W 3-0 ARI
12/17/1982 W 2-0 at ARI (WPG)	2/17/1988 W 4-3 ARI (WPG)	1/18/1993 L 7-8 ARI (WPG)	2/16/2001 L 0-2 ARI (PHX)	2/5/2015 W 2-1** at ARI
1/29/1983 T 2-2 ARI (WPG)	3/1/1988 L 3-6 at ARI (WPG)	1/30/1993 L 3-6 ARI (WPG)	11/4/2001 W 1-0* ARI (PHX)	12/6/2015 W 5-4 ARI
2/25/1983 L 3-5 at ARI (WPG)	3/22/1988 W 4-3 ARI (WPG)	2/12/1993 W 6-2 at ARI (WPG)	11/12/2002 W 3-2 ARI (PHX)	12/12/2015 W 5-4* at ARI
12/10/1983 T 5-5* ARI (WPG)	1/10/1989 W 2-1 at ARI (WPG)	1/5/1994 W 4-0 ARI (WPG)	2/26/2003 L 2-4 at ARI (PHX)	



BOSTON BRUINS

2016-17 SCHEDULE

12/1/16 at BOS 7 p.m.
 12/23/16 at CAR 7:30 p.m.
 1/8/17 at CAR 5 p.m.

HURRICANES vs. BOSTON

ALL-TIME: GP: 194 75-99-20 GF: 554 GA: 638
 at home: GP: 96 40-44-12 GF: 303 GA: 314
 on road: GP: 98 35-55-8 GF: 251 GA: 324
 in overtime: GP: 31 7-11-13

Owner/Governor Jeremy M. Jacobs
 General manager Don Sweeney
 Head coach Claude Julien
 Assistant coaches Bruce Cassidy, Jay Pandolfo, Joe Sacca
 Goaltending coach Bob Essensa
 Vice president, marketing & communications Matthew Chmura
 Director of communications & content Eric Tosi
 Director of publications & information Heidi Holland
 General office 617/624-1900

SERIES RECORDS

Winning streak 4 (2x) Last: 10/12/2011-2/2/2012
 Losing streak 7 3/5/1995-4/11/1996
 Unbeaten streak 4 (4x) Last: 10/12/2011-2/2/2012
 Goals scored 10 3/5/1987 (W, 10-2)
 Goals allowed 9 (3x) Last: 12/26/1992 (L, 4-9)
 Goals, both teams 15 12/26/1981 (L, 6-9)
 Current CAR streak 2 wins
 Current BOS streak 2 OT / Points in 9 straight games

Inaugural season 1924-25
 Stanley Cup titles 6 (1929, 1939, 1941, 1970, 1972, 2011)
 Home ice TD Garden (1995)
 Building capacity 17,565
 2015-16 record 42-31-9
 AHL affiliate Providence Bruins

LAST TRANSACTION

2/29/2016 CAR acquired forward Anthony Camara, a third-round pick in the 2016 NHL Draft, and a fifth-round pick in the 2017 NHL Draft from BOS in exchange for John-Michael Liles.

2015-16 SERIES RECAP

HURRICANES WIN SEASON SERIES: 2-0-1 (BRUINS: 1-1-1)

At CAROLINA HURRICANES Attend 17,917 Goaltenders Ward vs. Rask Winning Goal Matt Beleskey
 26 Feb '16 Hurricanes 1 Bruins 4

At BOSTON BRUINS Attend 17,565 Goaltenders Ward vs. Rask Winning Goal (Noah Hanifin)
 05 Apr '16 Hurricanes 2 Bruins 1 (SO)
 10 Mar '16 Hurricanes 3 Bruins 2 (OT) Winning Goal Phillip Di Giuseppe

SERIES STATISTICS

HURRICANES SPECIALTY TEAMS BRUINS SPECIALTY TEAMS
 Power Play 2-9 22.2% Power Play 1-6 16.7%
 Penalty Killing 5-6 83.3% Penalty Killing 7-9 77.8%

HURRICANES LEADING SCORERS

GP G A TP +/- PM
 Noah Hanifin 3 1 2 3 -4 2
 Riley Nash 3 0 3 3 0 2

BRUINS LEADING SCORER

GP G A TP +/- PM
 Patrice Bergeron 3 1 2 3 1 4

GOALTENDING

HURRICANES GP Min W-L-OT SO GA SA SV GAA SV%
 Cam Ward 3 184 2-1-0 0 6 89 83 1.96 .933


BRUINS GP Min W-L-OT SO GA SA SV GAA SV%
 Tuukka Rask 3 186 1-0-2 0 5 96 91 1.61 .948

ALL-TIME SEASON SERIES RECORDS

YEAR	OVERALL	HOME	ROAD	YEAR	OVERALL	HOME	ROAD	YEAR	OVERALL	HOME	ROAD	YEAR	OVERALL	HOME	ROAD
1979-80	1-2-1	1-1-0	0-1-1	1988-89	3-5-0	1-3-0	2-2-0	1997-98	3-2-0	1-1-0	2-1-0	2007-08	3-0-1	1-0-1	2-0-0
1980-81	1-1-2	1-0-1	0-1-1	1989-90	3-4-1	1-2-1	2-2-0	1998-99	2-2-1	1-2-0	1-0-1	2008-09	0-4-0	0-2-0	0-2-0
1981-82	2-4-2	2-1-1	0-3-1	1990-91	2-5-1	1-2-1	1-3-0	1999-00	2-2-0-0	0-2-0-0	2-0-0-0	2009-10	1-3-0	1-1-0	0-2-0
1982-83	2-6-0	1-3-0	1-3-0	1991-92	1-6-1	1-2-1	0-4-0	2000-01	3-1-0-0	2-0-0-0	1-1-0-0	2010-11	1-3-0	0-2-0	1-1-0
1983-84	2-5-1	2-2-0	0-3-1	1992-93	1-6-0	1-2-0	0-4-0	2001-02	2-2-0-0	0-2-0-0	2-0-0-0	2011-12	4-0-0	2-0-0	2-0-0
1984-85	4-4-0	3-1-0	1-3-0	1993-94	1-3-1	0-2-0	1-1-1	2002-03	1-2-1-0	0-1-1-0	1-1-0-0	2012-13	1-2-0	1-1-0	0-1-0
1985-86	3-4-1	2-1-1	1-3-0	1994-95	1-3-0	1-1-0	0-2-0	2003-04	2-1-1-0	0-1-1-0	2-0-0-0	2013-14	0-2-1	0-1-0	0-1-1
1986-87	6-2-0	4-0-0	2-2-0	1995-96	1-5-0	1-2-0	0-3-0	2005-06	3-1-0	2-0-0	1-1-0	2014-15	1-1-1	1-0-1	0-1-0
1987-88	3-4-1	2-1-1	1-3-0	1996-97	4-1-1	2-1-0	2-0-1	2006-07	3-0-1	1-0-1	2-0-0	2015-16	2-1-0	0-1-0	2-0-0

ALL-TIME SEASON GAME RESULTS (*Overtime **Shootout)

11/18/1979	L 4-5	at BOS	10/14/1984	L 2-4	at BOS	11/3/1988	W 5-3	at BOS	12/26/1992	L 4-9	BOS	1/31/1999	T 0-0*	at BOS	2/19/2008	OT 2-3**	BOS
1/30/1980	W 8-2	BOS	12/19/1984	W 6-5	BOS	12/21/1988	L 3-4	BOS	1/2/1993	L 2-3*	at BOS	3/3/1999	W 2-1	BOS	12/20/2008	L 2-4	at BOS
2/27/1980	L 3-6	BOS	1/26/1985	W 3-2	at BOS	2/25/1989	L 1-9	BOS	3/22/1993	L 4-5	at BOS	10/2/1999	W 3-1	at BOS	12/27/2008	L 2-4	BOS
3/9/1980	T 1-1	at BOS	1/27/1985	L 4-8	BOS	3/19/1989	W 3-2	at BOS	3/30/1993	L 1-3	BOS	11/22/1999	L 1-2	BOS	1/10/2009	L 1-5	at BOS
12/17/1980	W 5-4	BOS	2/7/1985	L 5-7	at BOS	3/22/1989	W 4-2	BOS	11/17/1993	L 2-4	BOS	1/6/2000	W 7-3	at BOS	2/17/2009	L 1-5	BOS
12/20/1980	T 4-4	at BOS	3/7/1985	L 0-4	at BOS	4/2/1989	L 2-3	at BOS	12/12/1993	T 2-2*	at BOS	3/10/2000	L 3-5	BOS	10/3/2009	L 2-7	at BOS
2/4/1981	T 3-3	BOS	3/23/1985	W 5-2	BOS	10/28/1989	W 1-0	at BOS	1/17/1994	L 3-5	at BOS	11/24/2000	W 3-1	at BOS	1/24/2010	W 5-1	BOS
3/15/1981	L 2-4	at BOS	11/7/1985	L 1-2	at BOS	11/15/1989	L 2-5	BOS	1/24/1994	L 1-2	BOS	12/16/2000	L 1-4	at BOS	3/16/2010	L 2-5	BOS
10/10/1981	T 1-1	BOS	12/7/1985	W 7-2	BOS	12/7/1989	W 4-3	at BOS	4/14/1994	W 3-2	at BOS	1/18/2001	W 4-2	BOS	4/10/2010	L 2-4	at BOS
11/1/1981	L 1-4	at BOS	12/19/1985	L 1-2	at BOS	12/20/1989	W 4-3	BOS	2/4/1995	L 4-5	at BOS	2/18/2001	W 5-4	BOS	11/26/2010	W 3-0	at BOS
11/19/1981	L 1-6	at BOS	1/27/1986	L 3-6	at BOS	1/15/1990	L 1-4	at BOS	2/22/1995	W 3-2*	BOS	1/2/2002	L 3-6	BOS	1/17/2011	L 0-7	at BOS
12/26/1981	L 6-9	BOS	1/29/1986	L 4-5	BOS	1/17/1990	T 5-5*	BOS	3/5/1995	L 2-5	BOS	2/28/2002	W 6-2	at BOS	1/18/2011	L 2-3	BOS
1/16/1982	T 3-3	at BOS	3/2/1986	W 4-1	BOS	3/11/1990	L 3-4	BOS	4/26/1995	L 0-1	at BOS	3/26/2002	L 2-3	BOS	2/1/2011	L 2-3	BOS
1/30/1982	W 3-2	BOS	3/23/1986	T 5-5*	BOS	3/29/1990	L 2-3	at BOS	10/28/1995	L 0-3	at BOS	3/30/2002	W 2-0	at BOS	10/12/2011	W 3-2	BOS
2/24/1982	W 4-3	BOS	4/6/1986	W 4-3	at BOS	11/14/1990	W 3-1	BOS	1/6/1996	L 2-5	at BOS	11/21/2002	L 1-3	at BOS	10/18/2011	W 4-1	at BOS
4/4/1982	L 2-7	at BOS	10/12/1986	L 2-7	at BOS	11/23/1990	W 3-1	at BOS	2/14/1996	L 0-3	BOS	1/4/2003	W 4-2	at BOS	1/14/2012	W 4-2	BOS
10/9/1982	L 4-5	BOS	12/18/1986	W 6-5	at BOS	11/24/1990	L 3-4	BOS	3/27/1996	L 5-6*	BOS	2/19/2003	T 1-1*	BOS	2/2/2012	W 3-0	at BOS
11/4/1982	W 5-2	at BOS	12/23/1986	W 2-0	BOS	12/12/1990	L 1-5	BOS	4/11/1996	L 2-3	at BOS	3/4/2003	L 2-4	BOS	1/28/2013	L 3-5	BOS
11/27/1982	L 0-8	at BOS	1/14/1987	W 3-1	BOS	12/13/1990	L 2-8	at BOS	4/13/1996	W 2-0	BOS	10/23/2003	W 2-0	at BOS	4/8/2013	L 2-6	at BOS
12/23/1982	L 1-5	BOS	1/15/1987	L 4-6	at BOS	1/24/1991	L 0-3	at BOS	10/31/1996	T 4-4*	at BOS	12/20/2003	W 2-1	at BOS	4/13/2013	W 4-2	BOS
2/5/1983	L 4-7	at BOS	1/29/1987	W 6-3	at BOS	1/19/1991	T 1-1*	at BOS	11/6/1996	W 5-1	BOS	2/21/2004	T 3-3*	BOS	11/18/2013	L 1-4	BOS
2/27/1983	L 3-4	BOS	2/25/1987	W 6-4	BOS	3/31/1991	L 3-7	at BOS	12/5/1996	W 4-2	at BOS	3/30/2004	L 2-3	BOS	11/23/2013	OT 2-3*	at BOS
3/26/1983	L 4-7	at BOS	3/5/1987	W 10-2	BOS	11/16/1991	L 4-5*	BOS	1/25/1997	L 4-5*	BOS	10/26/2005	W 4-3*	BOS	3/15/2014	L 1-5	at BOS
3/27/1983	W 5-1	BOS	10/11/1987	L 2-5	at BOS	12/1/1991	L 4-5	BOS	2/6/1997	W 5-3	at BOS	2/5/2006	W 4-3**	at BOS	11/15/2014	L 1-2	at BOS
10/8/1983	W 4-3	BOS	11/4/1987	T 2-2*	BOS	12/26/1991	L 2-3	at BOS	3/12/1997	W 6-3	BOS	3/1/2006	W 4-3	BOS	1/4/2015	W 2-1**	BOS
10/9/1983	L 1-4	at BOS	11/14/1987	L 1-4	at BOS	1/15/1992	L 3-4	BOS	12/1/1997	W 3-1	BOS	3/18/2006	L 2-4	at BOS	3/29/2015	OT 1-2*	BOS
12/15/1983	L 2-4	at BOS	12/2/1987	L 3-5	BOS	1/16/1992	L 3-4*	at BOS	12/6/1997	L 1-4	at BOS	11/24/2006	W 5-1	at BOS	2/26/2016	L 1-4	BOS
12/20/1983	L 2-7	BOS	1/11/1988	W 4-3	at BOS	1/25/1992	T 4-4*	at BOS	2/7/1998	W 3-1	at BOS	12/2/2006	W 5-2	BOS	3/10/2016	W 3-2*	at BOS
1/21/1984	L 0-2	BOS	2/23/1988	W 3-2	BOS	3/3/1992	W 4-0	BOS	4/6/1998	W 3-0	at BOS	2/3/2007	OT 3-4*	BOS	4/5/2016	W 2-1**	at BOS
3/3/1984	T 3-3*	at BOS	2/25/1988	L 2-5	at BOS	4/13/1992	L 3-6	at BOS	4/13/1998	L 2-3	BOS	2/8/2007	W 5-2	at BOS			
3/4/1984	W 6-4	BOS	4/2/1988	W 4-2	BOS	10/8/1992	L 2-3*	at BOS	10/31/1998	W 2-0	at BOS	12/28/2007	W 4-3	BOS			
3/29/1984	L 3-4	at BOS	10/8/1988	L 2-6	BOS	11/27/1992	L 4-5*	at BOS	11/8/1998	L 2-5	BOS	1/8/2008	W 1-0	at BOS			
10/13/1984	W 3-2*	BOS	10/9/1988	L 1-3	at BOS	11/28/1992	W 4-3*	BOS	12/10/1998	L 2-3	BOS	2/12/2008	W 3-2	at BOS			



BUFFALO SABRES

2016-17 SCHEDULE

12/17/16 at CAR 7 p.m.
 12/22/16 at BUF 7 p.m.
 1/13/17 at CAR 7:30 p.m.

HURRICANES vs. BUFFALO

ALL-TIME: GP: 195 75-96-23-1 GF: 558 GA: 656
 at home: GP: 98 43-41-14 GF: 286 GA: 282
 on road: GP: 97 32-55-9-1 GF: 272 GA: 374
 in overtime: GP: 33 9-9-15

Owner/CEO Terrence M. Pegula
 General manager Tim Murray
 Head coach Dan Bylsma
 Assistant coach Terry Murray, Bob Woods, Tom Ward
 Goaltending coach Andrew Allen
 Director of media relations Chris Bandura
 Manager of public relations Ian Ott
 Coordinator of public relations Chris Dierken
 General office 716/855-4100

Inaugural season 1970-71
 Stanley Cup titles None
 Home ice First Niagara Center (1996)
 Building capacity 18,690
 2015-16 record 35-36-11
 AHL affiliate Rochester Americans

2015-16 SERIES RECAP

SABRES WIN SEASON SERIES: 3-0-0 (HURRICANES: 0-2-1)

At CAROLINA HURRICANES Attend Goaltenders Winning Goal
 22 Mar '16 Hurricanes 2 Sabres 3 12,676 Ward vs. Johnson Johan Larsson

At BUFFALO SABRES Attend Goaltenders Winning Goal
 12 Mar '16 Hurricanes 2 Sabres 3 (OT) 19,070 Ward vs. Johnson Jack Eichel
 27 Nov '15 Hurricanes 1 Sabres 4 18,052 Ward, Lack vs. Johnson Jack Eichel

SERIES STATISTICS

HURRICANES SPECIALTY TEAMS
 Power Play 1-7 14.3%
 Penalty Killing 9-9 100.0%

SABRES SPECIALTY TEAMS
 Power Play 0-9 0.0%
 Penalty Killing 6-7 85.7%

HURRICANES LEADING SCORERS

Player	GP	G	A	TP	+/-	PM
Victor Rask	3	2	0	2	-1	0
Elias Lindholm	3	0	2	2	-3	0
Riley Nash	3	0	2	2	1	2

SABRES LEADING SCORERS

Player	GP	G	A	TP	+/-	PM
Jack Eichel	3	3	0	3	0	0
Brian Gionta	3	1	2	3	4	0
Evander Kane	3	1	2	3	1	6

GOALTENDING

HURRICANES	GP	Min	W-L-OT	SO	GA	SA	SV	GAA	SV%
Eddie Lack	1	20	0-0-0	0	1	7	6	3.00	.857
Cam Ward	3	163	0-2-1	0	9	63	54	3.32	.857

SABRES	GP	Min	W-L-OT	SO	GA	SA	SV	GAA	SV%
Chad Johnson	3	185	3-0-0	0	5	85	80	1.62	.941

ALL-TIME SEASON SERIES RECORDS

YEAR	OVERALL	HOME	ROAD	YEAR	OVERALL	HOME	ROAD	YEAR	OVERALL	HOME	ROAD	YEAR	OVERALL	HOME	ROAD
1979-80	1-3-0	1-1-0	0-2-0	1988-89	5-3-0	2-2-0	3-1-0	1997-98	1-4-1	1-1-1	0-3-0	2007-08	2-2-0	2-0-0	0-2-0
1980-81	1-2-1	0-2-0	1-0-1	1989-90	2-6-0	1-3-0	1-3-0	1998-99	2-2-0	1-1-0	1-1-0	2008-09	2-2-0	1-1-0	1-1-0
1981-82	1-4-3	1-2-1	0-2-2	1990-91	2-4-2	1-2-1	1-2-1	1999-00	2-2-0-0	1-1-0-0	1-1-0-0	2009-10	2-2-0	1-1-0	1-1-0
1982-83	2-5-1	1-3-0	1-2-1	1991-92	4-2-2	3-0-1	1-2-1	2000-01	2-2-0-0	2-0-0-0	0-2-0-0	2010-11	2-1-1	1-0-1	1-1-0
1983-84	3-5-0	2-2-0	1-3-0	1992-93	1-6-2	0-3-2	1-3-0	2001-02	1-1-1-1	0-1-1-0	1-0-0-1	2011-12	2-1-1	1-1-0	1-0-1
1984-85	0-5-3	0-2-2	0-3-1	1993-94	1-3-1	0-2-1	1-1-0	2002-03	2-2-0-0	1-1-0-0	1-1-0-0	2012-13	3-0-0	2-0-0	1-0-0
1985-86	6-2-0	2-2-0	4-0-0	1994-95	2-2-0	1-1-0	1-1-0	2003-04	1-3-0-0	1-1-0-0	0-2-0-0	2013-14	2-1-0	1-0-0	1-1-0
1986-87	4-4-0	3-1-0	1-3-0	1995-96	2-3-0	2-0-0	0-3-0	2005-06	3-1-0	1-1-0	2-0-0	2014-15	1-1-1	1-0-1	0-1-0
1987-88	4-3-1	2-1-1	2-2-0	1996-97	4-2-0	3-0-0	1-2-0	2006-07	0-3-1	1-1-0	2-0-0	2015-16	0-2-1	0-1-0	0-1-1

ALL-TIME SEASON GAME RESULTS (*Overtime **Shootout)

10/17/1979	L	1-3	at BUF	11/3/1984	T	4-4*	BUF	12/6/1988	W	9-0	BUF	12/12/1992	T	1-1	BUF	12/21/1998	L	1-4	BUF	3/8/2008	W	4-3*	BUF
11/21/1979	W	5-3	BUF	12/12/1984	T	2-2*	BUF	1/4/1989	W	5-4*	at BUF	1/6/1993	L	1-3	BUF	2/15/1999	L	2-3	at BUF	3/14/2008	L	1-7	at BUF
12/22/1979	L	2-4	BUF	1/8/1985	T	4-4*	at BUF	1/31/1989	L	3-5	BUF	2/3/1993	L	2-3	at BUF	3/8/1999	W	4-1	BUF	1/17/2009	L	1-3	at BUF
3/6/1980	L	3-4	at BUF	1/19/1985	L	0-2	BUF	2/9/1989	W	5-2	BUF	2/17/1993	L	3-5	BUF	10/22/1999	L	3-7	at BUF	2/15/2009	W	3-0	at BUF
10/12/1980	T	3-3	at BUF	3/5/1985	L	3-6	at BUF	3/16/1989	L	1-6	BUF	3/5/1993	W	4-2	at BUF	1/22/2000	W	4-1	BUF	2/26/2009	W	2-1**	BUF
11/29/1980	L	2-5	BUF	3/30/1985	L	1-2	BUF	3/28/1989	L	2-4	at BUF	3/13/1993	T	3-3*	BUF	3/27/2000	L	1-5	BUF	4/9/2009	L	1-5	BUF
1/31/1981	L	3-5	BUF	4/2/1985	L	1-2	at BUF	10/13/1989	L	1-4	at BUF	10/10/1993	W	3-2	at BUF	3/31/2000	W	3-1	at BUF	11/28/2009	L	1-5	at BUF
3/6/1981	W	5-3	at BUF	10/10/1985	W	5-4	at BUF	10/18/1989	W	2-1	BUF	10/23/1993	T	3-3*	BUF	10/25/2000	L	1-4	at BUF	2/5/2010	W	4-3	at BUF
11/8/1981	T	2-2	at BUF	11/1/1985	L	0-2	BUF	11/8/1989	L	3-6	BUF	12/11/1993	L	0-3	BUF	12/15/2000	W	5-3	BUF	2/11/2010	W	4-3*	BUF
12/4/1981	L	2-4	BUF	12/13/1985	W	6-4	at BUF	11/26/1989	L	2-4	at BUF	2/16/1994	L	3-5	BUF	3/21/2001	W	1-0	BUF	3/21/2010	L	3-5	BUF
12/20/1981	L	2-8	at BUF	2/8/1986	L	2-4	BUF	11/28/1989	L	2-4	BUF	3/25/1994	L	3-6	at BUF	3/24/2001	L	1-3	at BUF	1/13/2011	L	2-3	at BUF
1/9/1982	L	2-3	BUF	2/19/1986	W	6-4	at BUF	2/18/1990	W	6-4	at BUF	2/25/1995	L	1-3	BUF	12/4/2001	L	2-4	BUF	3/3/2011	W	3-2*	BUF
1/17/1982	L	1-7	at BUF	3/5/1986	W	5-1	BUF	2/23/1990	L	3-7	at BUF	4/4/1995	L	3-6	at BUF	12/14/2001	OTL	2-3*	at BUF	3/15/2011	W	1-0	at BUF
3/3/1982	T	3-3	at BUF	3/7/1986	W	6-2	at BUF	3/10/1990	L	0-5	BUF	4/8/1995	W	4-2	BUF	12/31/2001	W	5-4	at BUF	4/3/2011	OT	1-2*	BUF
3/6/1982	T	2-2	BUF	4/1/1986	W	5-3	BUF	10/10/1990	W	4-3	BUF	4/18/1995	W	2-1	at BUF	1/29/2002	T	2-2*	BUF	10/14/2011	W	4-3	at BUF
3/18/1982	W	4-1	BUF	10/24/1986	W	5-4	at BUF	10/28/1990	L	0-5	at BUF	12/1/1995	L	1-2	at BUF	11/7/2002	W	2-0	BUF	11/18/2011	L	0-1	BUF
10/10/1982	T	4-4	at BUF	10/25/1986	W	3-2	BUF	12/7/1990	W	4-3*	at BUF	1/24/1996	L	2-4	at BUF	1/3/2003	L	3-6	at BUF	1/6/2012	W	4-2	BUF
11/6/1982	L	2-5	BUF	11/26/1986	W	3-0	BUF	12/18/1990	L	3-4*	BUF	2/17/1996	W	2-1*	BUF	3/12/2003	W	3-2*	at BUF	3/7/2012	OT	2-3*	at BUF
11/24/1982	L	2-4	BUF	12/14/1986	L	3-4	at BUF	2/23/1991	L	4-5	BUF	3/16/1996	W	2-1	BUF	3/29/2003	L	1-3	BUF	1/24/2013	W	6-3	BUF
12/12/1982	W	3-1	at BUF	12/17/1986	W	4-3	BUF	2/24/1991	T	5-5*	at BUF	4/14/1996	L	1-4	at BUF	11/21/2003	L	0-5	at BUF	1/25/2013	W	3-1	at BUF
1/2/1983	L	4-8	at BUF	2/4/1987	L	1-3	BUF	3/17/1991	L	1-6	at BUF	10/26/1996	L	3-6	at BUF	12/26/2003	L	1-3	at BUF	3/5/2013	W	4-3	BUF
3/1/1983	L	5-6	BUF	2/22/1987	L	3-5	at BUF	3/30/1991	T	5-5*	BUF	11/9/1996	W	4-3*	BUF	12/29/2003	W	2-1	BUF	1/23/2014	W	5-3	at BUF
3/23/1983	L	3-8	at BUF	4/5/1987	L	0-6	at BUF	10/19/1991	W	4-1	BUF	12/7/1996	W	6-4	BUF	1/25/2004	L	2-4	BUF	2/25/2014	L	2-3	at BUF
3/29/1983	W	5-4	BUF	10/21/1987	W	5-3	at BUF	10/27/1991	L	1-5	at BUF	12/26/1996	L	1-5	at BUF	11/9/2005	W	5-3	at BUF	3/13/2014	W	4-2	BUF
10/5/1983	L	3-5	at BUF	10/28/1987	T	2-2*	BUF	12/7/1991	T	6-6*	BUF	1/25/1997	W	5-1	at BUF	2/12/2006	W	4-3**	BUF	10/14/2014	OT	3-4**	BUF
10/22/1983	L	2-5	BUF	11/18/1987	W	9-1	BUF	12/13/1991	W	8-4	at BUF	4/7/1997	W	4-2	BUF	3/22/2006	W	4-3	at BUF	1/8/2015	W	5-2	BUF
12/17/1983	L	1-4	BUF	11/27/1987	W	4-2	at BUF	12/23/1991	W	4-3	BUF	10/15/1997	T	3-3*	BUF	4/18/2006	L	0-4	BUF	4/6/2015	L	3-4	at BUF
12/21/1983	W	6-3	at BUF	12/5/1987	W	2-1	BUF	2/11/1992	W	5-1	BUF	10/31/1997	L	2-3*	BUF	10/4/2006	OT	2-3**	BUF	11/27/2015	L	1-4	at BUF
2/19/1984	L	2-5	at BUF	1/8/1988	L	1-3	at BUF	2/16/1992	L	4-5	at BUF	12/12/1997	L	2-3*	at BUF	10/20/2006	L	4-5	at BUF	3/12/2016	OT	2-3*	at BUF
2/23/1984	W	3-2	BUF	2/27/1988	L	3-4	BUF	3/29/1992	T	2-2*	at BUF	12/27/1997	W	4-1	BUF	11/13/2006	L	4-7	BUF	3/22/2016	L	2-3	BUF
3/11/1984	L	3-4*	at BUF	3/31/1988	L	2-3	at BUF	10/10/1992	L	2-5	BUF	1/21/1998	L	1-2	at BUF	12/28/2006	L	1-4	at BUF				
3/27/1984	W	4-1	BUF	10/26/1988	W	7-1	at BUF	11/13/1992	L	2-8	at BUF	4/8/1998	L	1-3	at BUF	10/24/2007	W	6-2	BUF				
11/2/1984	L	1-8	at BUF	12/2/1988	W	6-1	at BUF	12/11/1992	L	3-9	at BUF	12/19/1998	W	3-2	at BUF	12/1/2007	L	1-8	at BUF				



CALGARY FLAMES

2016-17 SCHEDULE

10/20/16 at CGY 9 p.m.
 2/26/17 at CAR 3 p.m.

HURRICANES vs. CALGARY

ALL-TIME: GP: 69 20-41-8 GF: 215 GA: 283
 at home: GP: 34 14-15-5 GF: 114 GA: 118
 on road: GP: 35 6-26-3 GF: 101 GA: 165
 in overtime: GP: 10 1-4-5

Owner/Chairman N. Murray Edwards
 General manager Brad Treliving
 Head coach Glen Gulutzan
 Assistant coaches Dave Cameron, Paul Jerrard, Martin Gelinas
 Goaltender coach Jordan Sigalet
 Vice president of communications Peter Hanlon
 Director of communications and media relations Sean Kelso
 Public relations coordinator Greger Buer
 General office 403/777-2177

SERIES RECORDS

Winning streak 3 12/18/1985-10/11/1986
 Losing streak 7 (2x) Last: 11/11/1992-1/9/1997
 Unbeaten streak 6 3/5/1997-11/30/1999
 Goals scored 9 1/7/1986 (W, 9-1)
 Goals allowed 10 Last: 10/21/1982 (L, 3-10)
 Goals, both teams 14 3/15/1988 (L, 6-8)
 Current CAR streak 1 loss
 Current CGY streak 1 win

Inaugural season 1972-73 (Atlanta); 1980-81 (Calgary)
 Stanley Cup titles 1 (1989)
 Home ice Scotiabank Saddledome (1983)
 Building capacity 19,289
 2015-16 record 35-40-7
 AHL affiliate Stockton Heat

LAST TRANSACTION

12/30/2013 CAR acquired Greg Nemisz from CGY in exchange for Kevin Westgarth.

2015-16 SERIES RECAP

SEASON SERIES TIED: 1-1-0

At CAROLINA HURRICANES
 24 Jan '16 Hurricanes 5 Flames 2 9,934
 Goaltenders Lack vs. Ramo, Hiller
 Winning Goal Kris Versteeg

At CALGARY FLAMES
 03 Feb '16 Hurricanes 1 Flames 4 18,895
 Goaltenders Lack vs. Ramo
 Winning Goal Mark Giordano

SERIES STATISTICS

HURRICANES SPECIALTY TEAMS
 Power Play 1-5 20.0%
 Penalty Killing 2-3 66.7%

FLAMES SPECIALTY TEAMS
 Power Play 1-3 33.3%
 Penalty Killing 4-5 80.0%

HURRICANES LEADING SCORER

	GP	G	A	TP	+/-	PM
Elias Lindholm	2	2	0	2	2	0
Kris Versteeg	2	2	0	2	-1	2
Victor Rask	2	1	1	2	1	0
Jeff Skinner	2	0	2	2	1	0
Jordan Staal	2	0	2	2	1	0

FLAMES LEADING SCORERS

	GP	G	A	TP	+/-	PM
Sean Monahan	2	1	3	4	1	0
Mark Giordano	2	1	2	3	-1	0
Jiri Hudler	2	1	2	3	1	2

GOALTENDING

HURRICANES	GP	Min	W-L-OT	SO	GA	SA	SV	GAA	SV%
Eddie Lack	2	120	1-1-0	0	6	59	53	3.00	.898


FLAMES	GP	Min	W-L-OT	SO	GA	SA	SV	GAA	SV%
Karri Ramo	2	84	1-1-0	0	4	48	44	2.86	.917
Jonas Hiller	1	36	0-0-0	0	2	17	15	3.32	.882

ALL-TIME SEASON SERIES RECORDS

YEAR	OVERALL	HOME	ROAD	YEAR	OVERALL	HOME	ROAD	YEAR	OVERALL	HOME	ROAD
1979-80	3-1-0	2-0-0	1-1-0	1991-92	1-1-0	0-1-0	1-0-0	2003-04	0-1-0-0	0-0-0-0	0-1-0-0
1980-81	1-3-0	0-2-0	1-1-0	1992-93	0-2-0	0-1-0	0-1-0	2005-06	Did Not Play Northwest Div. Teams		
1981-82	1-2-0	1-0-0	0-2-0	1993-94	0-2-0	0-1-0	0-1-0	2006-07	0-1-0	0-0-0	0-1-0
1982-83	0-1-2	0-0-2	0-1-0	1994-95	Did Not Play Western Conf. Teams			2007-08	0-1-0	0-1-0	0-0-0
1983-84	0-2-1	0-1-0	0-1-1	1995-96	0-2-0	0-1-0	0-1-0	2008-09	1-0-0	1-0-0	0-0-0
1984-85	0-3-0	0-2-0	0-1-0	1996-97	1-1-0	1-0-0	0-1-0	2009-10	0-1-0	0-0-0	0-1-0
1985-86	2-1-0	1-0-0	1-1-0	1997-98	1-0-1	0-0-1	1-0-0	2010-11	1-0-0	1-0-0	0-0-0
1986-87	1-2-0	1-1-0	0-1-0	1998-99	1-0-0	1-0-0	0-0-0	2011-12	0-1-0	0-0-0	0-1-0
1987-88	0-3-0	0-1-0	0-2-0	1999-00	1-0-1-0	1-0-0-0	0-0-1-0	2012-13	Did Not Play Western Conf. Teams		
1988-89	1-2-0	1-1-0	0-1-0	2000-01	0-1-0-0	0-0-0-0	0-1-0-0	2013-14	0-1-1	0-1-0	0-0-1
1989-90	0-2-1	0-0-1	0-2-0	2001-02	0-0-1-0	0-0-1-0	0-0-0-0	2014-15	1-1-0	1-0-0	0-1-0
1990-91	1-2-0	1-1-0	0-1-0	2002-03	1-0-0-0	0-0-0-0	1-0-0-0	2015-16	1-1-0	1-0-0	0-1-0

ALL-TIME SEASON GAME RESULTS (*Overtime **Shootout)

11/25/1979 W 4-2 CGY (ATL)	1/13/1984 T 3-3* at CGY	3/15/1988 L 6-8 CGY	11/3/1993 L 3-6 CGY	12/11/2003 L 0-1 at CGY
1/28/1980 W 6-1 CGY (ATL)	2/11/1984 L 3-6 CGY	11/7/1988 L 3-6 at CGY	2/11/1994 L 1-4 at CGY	12/5/2006 L 0-3 at CGY
2/2/1980 L 3-5 at CGY (ATL)	3/20/1984 L 1-4 at CGY	11/19/1988 L 2-5 CGY	12/20/1995 L 2-3 CGY	12/14/2007 L 3-4 CGY
2/23/1980 W 6-5 at CGY (ATL)	10/23/1984 L 4-9 at CGY	12/10/1988 W 4-1 CGY	1/10/1996 L 2-3* at CGY	3/6/2009 W 6-1 CGY
12/6/1980 W 5-3 at CGY	1/15/1985 L 2-5 CGY	1/5/1990 L 4-6 at CGY	1/9/1997 L 2-3 at CGY	2/3/2010 L 1-4 at CGY
1/23/1981 L 2-4 CGY	2/6/1985 L 4-7* CGY	1/19/1990 T 3-3* CGY	3/5/1997 W 2-0 CGY	1/11/2011 W 6-5** CGY
2/27/1981 L 1-5 at CGY	12/4/1985 L 5-8 at CGY	3/17/1990 L 4-5 at CGY	11/13/1997 W 4-2 at CGY	12/6/2011 L 6-7 at CGY
3/8/1981 L 4-5 CGY	12/18/1985 W 4-3 CGY	12/29/1990 L 2-8 at CGY	11/23/1997 T 3-3* CGY	12/12/2013 OT 1-2* at CGY
10/24/1981 L 3-7 at CGY	1/7/1986 W 9-1 at CGY	1/23/1991 W 5-4 CGY	3/12/1999 W 2-1 CGY	1/13/2014 L 0-2 CGY
1/27/1982 W 3-1 CGY	10/11/1986 W 6-5 CGY	2/9/1991 L 2-5 CGY	10/11/1999 T 3-3* at CGY	10/23/2014 L 0-5 at CGY
2/16/1982 L 2-7 at CGY	11/13/1986 L 3-4 at CGY	11/6/1991 L 2-3 CGY	11/30/1999 W 4-3 CGY	11/10/2014 W 4-1 CGY
10/21/1982 L 3-10 at CGY	3/11/1987 L 1-6 CGY	3/16/1992 W 4-3 at CGY	12/9/2000 L 2-7 at CGY	1/24/2016 W 5-2 CGY
11/20/1982 T 4-4 CGY	12/22/1987 L 5-6* at CGY	11/11/1992 L 3-4 CGY	3/11/2002 T 3-3* CGY	2/3/2016 L 1-4 at CGY
3/20/1983 T 2-2 CGY	1/27/1988 L 1-5 at CGY	2/13/1993 L 3-4* at CGY	12/12/2002 W 4-3 at CGY	



CHICAGO BLACKHAWKS

2016-17 SCHEDULE

12/30/16 at CAR 7:30 p.m.
 1/6/17 at CHI 8:30 p.m.

HURRICANES vs. CHICAGO

ALL-TIME: GP: 71 30-32-9 GF: 213 GA: 236
 at home: GP: 36 18-13-5 GF: 117 GA: 103
 on road: GP: 35 12-19-4 GF: 96 GA: 133
 in overtime: GP: 7 2-2-3

Chairman W. Rockwell "Rocky" Wirtz
 Senior vice president/General manager Stan Bowman
 Head coach Joel Quenneville
 Assistant coaches Mike Kitchen, Kevin Dineen
 Goaltending coach Jimmy Waite
 Senior executive director, communications Adam Rogowin
 Manager, public relations Meghan Bower
 Manager, media relations John Steinmiller
 General office 312/455-7000

Inaugural season 1926-27
 Stanley Cup titles 6 (1934, 1938, 1961, 2010, 2013, 2015)
 Home ice United Center (1994)
 Building capacity 19,717
 2015-16 record 47-26-9
 AHL affiliate Rockford Icehogs

2015-16 SERIES RECAP

HURRICANES WIN SEASON SERIES: 2-0-0

At CAROLINA HURRICANES Attend Goaltenders Winning Goal
 26 Jan '16 Hurricanes 5 Blackhawks 0 14,588 Lack vs. Crawford, Darling Jeff Skinner

SERIES STATISTICS

HURRICANES SPECIALTY TEAMS		BLACKHAWKS SPECIALTY TEAMS	
Power Play.....0-2.....0.0%	Penalty Killing.....5-5.....100.0%	Power Play.....0-5.....0.0%	Penalty Killing.....2-2.....100.0%

GOALTENDING

HURRICANES	GP	Min	W-L-OT	SO	GA	SA	SV	GAA	SV%
Eddie Lack	2	120	2-0-0	1	1	62	61	0.50	.984

At CHICAGO BLACKHAWKS Attend Goaltenders Winning Goal
 27 Dec '15 Hurricanes 2 Blackhawks 1 22,157 Lack vs. Crawford Victor Rask

HURRICANES LEADING SCORERS

	GP	G	A	TP	+/-	PM
Jeff Skinner	2	1	3	4	4	0
Riley Nash	2	2	0	2	2	0

BLACKHAWKS LEADING SCORERS

	GP	G	A	TP	+/-	PM
Brent Seabrook	2	1	0	1	-2	0
Andrew Shaw	2	0	1	1	0	6
Jonathan Toews	2	0	1	1	0	0

BLACKHAWKS	GP	Min	W-L-OT	SO	GA	SA	SV	GAA	SV%
Scott Darling	1	40	0-0-0	0	2	24	22	3.00	.917
Corey Crawford	2	77	0-2-0	0	5	43	38	3.89	.884

ALL-TIME SEASON SERIES RECORDS

YEAR	OVERALL	HOME	ROAD	YEAR	OVERALL	HOME	ROAD	YEAR	OVERALL	HOME	ROAD
1979-80	1-1-2	1-1-0	0-0-2	1991-92	0-3-0	0-2-0	0-1-0	2003-04	1-0-0-0	0-0-0-0	1-0-0-0
1980-81	0-3-1	0-2-0	0-1-1	1992-93	0-2-0	0-1-0	0-1-0	2005-06	1-0-0	1-0-0	0-0-0
1981-82	1-1-1	0-0-1	1-1-0	1993-94	2-0-0	1-0-0	1-0-0	2006-07	Did Not Play Central Div. Teams		
1982-83	0-3-0	0-2-0	0-1-0	1994-95	Did Not Play Western Conf. Teams			2007-08	1-0-0	1-0-0	0-0-0
1983-84	2-1-0	1-0-0	1-1-0	1995-96	1-1-0	1-0-0	0-1-0	2008-09	0-0-1	0-0-0	0-0-1
1984-85	2-1-0	1-1-0	1-0-0	1996-97	0-1-1	0-0-1	0-1-0	2009-10	1-0-0	1-0-0	0-0-0
1985-86	1-2-0	1-0-0	0-2-0	1997-98	1-1-0	0-1-0	1-0-0	2010-11	0-1-0	0-0-0	0-1-0
1986-87	1-2-0	0-2-0	1-0-0	1998-99	1-1-0	1-0-0	0-1-0	2011-12	1-0-0	1-0-0	0-0-0
1987-88	2-1-0	1-0-0	1-1-0	1999-00	1-0-0-0	1-0-0-0	0-0-0-0	2012-13	Did Not Play Western Conf. Teams		
1988-89	2-1-0	2-0-0	0-1-0	2000-01	2-0-0-0	1-0-0-0	1-0-0-0	2013-14	0-1-1	0-0-1	0-1-0
1989-90	1-2-0	1-0-0	0-2-0	2001-02	1-0-0-0	0-0-0-0	1-0-0-0	2014-15	0-2-0	0-1-0	0-1-0
1990-91	1-1-1	1-0-1	0-1-0	2002-03	0-0-1-0	0-0-1-0	0-0-0-0	2015-16	2-0-0	1-0-0	1-0-0

ALL-TIME SEASON GAME RESULTS (*Overtime **Shootout)

10/14/1979	T	3-3	at CHI	11/12/1983	W	6-1	CHI	12/14/1988	L	3-4	at CHI	10/14/1995	W	3-2	CHI	3/12/2008	W	3-0	at CHI
11/9/1979	L	2-4	CHI	2/5/1984	W	4-3	at CHI	4/1/1989	W	6-1	CHI	12/10/1995	L	1-4	at CHI	3/11/2009	OT	2-3**	at CHI
11/11/1979	T	5-5	at CHI	10/28/1984	W	4-1	at CHI	11/12/1989	L	2-4	at CHI	12/29/1996	L	3-4	at CHI	1/30/2010	W	4-2	CHI
1/19/1980	W	5-3	CHI	11/17/1984	L	0-7	CHI	12/30/1989	L	3-7	at CHI	2/26/1997	T	2-2*	CHI	3/4/2011	L	2-5	at CHI
11/23/1980	L	3-11	at CHI	1/5/1985	W	4-3	CHI	1/27/1990	W	6-4	CHI	10/26/1997	W	3-2	at CHI	10/28/2011	W	3-0	CHI
1/17/1981	L	2-3	CHI	10/23/1985	L	2-9	at CHI	11/6/1990	T	1-1*	CHI	1/14/1998	L	1-4	CHI	10/15/2013	OT	2-3**	CHI
2/7/1981	L	2-6	CHI	1/12/1986	L	2-4	at CHI	2/10/1991	W	3-1	CHI	10/28/1998	W	2-0	CHI	3/21/2014	L	2-3	at CHI
2/15/1981	T	4-4	at CHI	3/15/1986	W	11-4	CHI	2/28/1991	L	3-6	at CHI	4/3/1999	L	1-2	at CHI	3/2/2015	L	2-5	at CHI
10/31/1981	T	2-2	CHI	1/3/1987	L	2-3	CHI	10/26/1991	L	2-4	CHI	3/8/2000	W	4-1	CHI	3/23/2015	L	1-3	CHI
12/13/1981	L	1-6	at CHI	2/17/1987	W	5-4	at CHI	11/10/1991	L	0-3	CHI	12/31/2000	W	2-1	CHI	12/27/2015	W	2-1	at CHI
1/25/1982	W	6-5	at CHI	2/21/1987	L	3-6	CHI	3/28/1992	L	1-3	CHI	3/4/2001	W	6-3	at CHI	1/26/2016	W	5-0	CHI
11/26/1982	L	3-4	CHI	10/24/1987	W	5-3	CHI	1/23/1993	L	2-6	CHI	3/5/2002	W	2-1*	at CHI				
1/23/1983	L	2-4	at CHI	1/13/1988	L	1-2	at CHI	3/28/1993	L	0-3	at CHI	10/26/2002	T	3-3*	CHI				
2/19/1983	L	2-4	CHI	3/2/1988	W	2-1	at CHI	10/14/1993	W	6-2	at CHI	3/17/2004	W	3-2	at CHI				
10/30/1983	L	1-6	at CHI	10/15/1988	W	7-5	CHI	3/30/1994	W	3-2*	CHI	12/13/2005	W	5-3	CHI				



COLORADO AVALANCHE

2016-17 SCHEDULE

2/17/17 at CAR 7:30 p.m.
 3/7/17 at COL 9 p.m.

HURRICANES vs. COLORADO

ALL-TIME: GP: 140 48-69-22-1 GF: 429 GA: 524
 at home: GP: 69 30-26-12-1 GF: 223 GA: 228
 on road: GP: 71 18-43-10 GF: 206 GA: 296
 in overtime: GP: 24 5-3-16

Owner E. Stanley Kroenke
 Executive vice president/General manager Joe Sakic
 Head coach Jared Bednar
 Assistant coaches Tim Army, Dave Farrish, Nolan Pratt
 Goaltending coach Francois Allaire
 Senior vice president, communications & team services Jean Martineau
 Executive director of media services Brendan McNicholas
 Website/Media relations coordinator Ryan Boulding, Ron Knabenbauer
 General office 303/405-1100

SERIES RECORDS

Winning streak 4 2/3/1990-3/31/1990
 Losing streak 6 11/29/1997-11/3/2000
 Unbeaten streak 8 12/26/1989-11/21/1990
 Goals scored 11 1/17/1986 (W, 11-6)
 Goals allowed 12 2/1/1983 (L, 3-12)
 Goals, both teams 17 1/17/1986 (W, 11-6)
 Current CAR streak 3 wins
 Current COL streak 1 loss / Winless in 3 straight games

Inaugural season 1979-80 (Quebec); 1995-96 (Colorado)
 Stanley Cup titles 2 (1996, 2001)
 Home ice Pepsi Center (1999)
 Building capacity 18,007
 2015-16 record 39-39-4
 AHL affiliate San Antonio Rampage

LAST TRANSACTION

3/3/2010 CAR acquired Cedric LaLonde-McNicol and COL's 2010 sixth-round pick (167th overall – Tyler Stahl) from COL in exchange for Stephane Yelle and Harrison Reed.

2015-16 SERIES RECAP

HURRICANES WIN SEASON SERIES: 2-0-0 (AVALANCHE: 0-1-1)

At CAROLINA HURRICANES Attend Goaltenders Winning Goal
 30 Oct '15 Hurricanes 3 Avalanche 2 9,345 Ward vs. Varlamov Jeff Skinner

At COLORADO AVALANCHE Attend Goaltenders Winning Goal
 21 Oct '15 Hurricanes 1 Avalanche 0 (OT) 12,826 Ward vs. Varlamov Victor Rask

SERIES STATISTICS

HURRICANES SPECIALTY TEAMS AVALANCHE SPECIALTY TEAMS
 Power Play 1-9 11.1% Power Play 0-7 0.0%
 Penalty Killing 7-7 100.0% Penalty Killing 8-9 88.9%

HURRICANES LEADING SCORER

GP G A TP +/- PM
 Ryan Murphy 2 0 3 3 2 2

AVALANCHE GOAL SCORERS

GP G A TP +/- PM
 Carl Soderberg 2 1 0 1 0 2
 Alex Tanguay 2 1 0 1 1 0

GOALTENDING

HURRICANES GP Min W-L-OT SO GA SA SV GAA SV%
 Cam Ward 2 122 2-0-0 1 2 58 56 0.99 .966


AVALANCHE GP Min W-L-OT SO GA SA SV GAA SV%
 Semyon Varlamov 2 119 0-1-1 0 4 45 41 2.01 .911

ALL-TIME SEASON SERIES RECORDS

YEAR	OVERALL	HOME	ROAD	YEAR	OVERALL	HOME	ROAD	YEAR	OVERALL	HOME	ROAD
1979-80	1-1-2	1-0-1	0-1-1	1991-92	3-5-0	3-1-0	0-4-0	2003-04	0-1-0-0	0-0-0-0	0-1-0-0
1980-81	2-2-0	2-0-0	0-2-0	1992-93	3-3-1	1-1-1	2-2-0	2005-06	Did Not Play	Northwest Div. Teams	
1981-82	2-3-3	1-0-3	1-3-0	1993-94	1-4-0	0-2-0	1-2-0	2006-07	0-1-0	0-0-0	0-1-0
1982-83	2-6-0	2-2-0	0-4-0	1994-95	1-3-0	1-1-0	0-2-0	2007-08	0-1-0	0-1-0	0-0-0
1983-84	1-3-4	0-1-3	1-2-1	1995-96	2-0-0	1-0-0	1-0-0	2008-09	1-0-0	1-0-0	0-0-0
1984-85	3-5-0	2-2-0	1-3-0	1996-97	0-1-1	0-1-0	0-0-1	2009-10	1-1-0	1-0-0	0-1-0
1985-86	4-4-0	2-2-0	2-2-0	1997-98	0-1-1	0-1-0	0-0-1	2010-11	1-0-0	1-0-0	0-0-0
1986-87	3-3-2	3-0-1	0-3-1	1998-99	0-2-0	0-1-0	0-1-0	2011-12	0-0-1	0-0-0	0-0-1
1987-88	2-6-0	0-4-0	2-2-0	1999-00	0-2-0-0	0-1-0-0	0-1-0-0	2012-13	Did Not Play	Western Conf. Teams	
1988-89	4-3-1	2-2-0	2-1-1	2000-01	0-1-1-0	0-0-1-0	0-1-0-0	2013-14	1-1-0	1-0-0	0-1-0
1989-90	6-1-1	3-1-0	3-0-1	2001-02	0-1-0-0	0-0-0-0	0-1-0-0	2014-15	1-1-0	1-0-0	0-1-0
1990-91	1-3-4	0-2-2	1-1-2	2002-03	0-0-0-1	0-0-0-1	0-0-0-0	2015-16	2-0-0	1-0-0	1-0-0

ALL-TIME SEASON GAME RESULTS (*Overtime **Shootout)

10/24/1979	T	2-2	at COL (QUE)	1/28/1984	L	0-3	at COL (QUE)	10/8/1987	L	1-5	COL (QUE)	12/26/1990	W	4-1	at COL (QUE)	12/15/1995	W	4-2	COL
11/24/1979	T	4-4	COL (QUE)	1/29/1984	T	5-5*	COL (QUE)	11/1/1987	W	5-1	at COL (QUE)	3/2/1991	T	3-3*	at COL (QUE)	2/9/1996	W	3-2*	at COL
2/26/1980	L	5-9	at COL (QUE)	3/24/1984	W	3-2*	at COL (QUE)	11/7/1987	L	3-5	COL (QUE)	3/10/1991	L	1-2	COL (QUE)	11/16/1996	T	4-4*	at COL
4/4/1980	W	9-2	COL (QUE)	3/25/1984	T	6-6*	COL (QUE)	12/8/1987	W	5-4	at COL (QUE)	3/23/1991	L	3-7	at COL (QUE)	3/25/1997	L	0-4	COL
10/25/1980	W	4-2	COL (QUE)	10/31/1984	L	3-5	COL (QUE)	12/26/1987	L	2-4	COL (QUE)	10/5/1991	L	2-4	at COL (QUE)	10/24/1997	T	3-3*	at COL
12/21/1980	L	5-6	at COL (QUE)	11/10/1984	W	1-0	at COL (QUE)	12/27/1987	L	3-5	at COL (QUE)	11/12/1991	W	5-4	COL (QUE)	11/29/1997	L	2-3	COL
2/2/1981	L	2-4	at COL (QUE)	12/1/1984	L	4-8	at COL (QUE)	3/8/1988	L	4-6	at COL (QUE)	11/25/1991	L	2-5	at COL (QUE)	11/2/1998	L	2-3	COL
4/1/1981	W	5-4	COL (QUE)	1/2/1985	L	3-7	at COL (QUE)	3/13/1988	L	1-4	COL (QUE)	12/28/1991	L	1-4	at COL (QUE)	3/18/1999	L	2-3	at COL
10/6/1981	L	5-6	at COL (QUE)	2/10/1985	L	4-10	COL (QUE)	10/6/1988	L	2-5	COL (QUE)	1/2/1992	W	4-1	COL (QUE)	12/4/1999	L	1-3	at COL
11/21/1981	L	3-7	at COL (QUE)	3/24/1985	W	2-1	COL (QUE)	11/23/1988	W	4-3	COL (QUE)	2/22/1992	W	4-0	COL (QUE)	12/20/1999	L	2-4	COL
11/25/1981	T	3-3	COL (QUE)	4/6/1985	W	2-1	COL (QUE)	11/26/1988	W	4-2	at COL (QUE)	3/5/1992	L	4-10	COL (QUE)	11/3/2000	L	3-5	at COL
1/11/1982	L	2-6	at COL (QUE)	4/7/1985	L	1-4	at COL (QUE)	12/28/1988	T	4-4*	at COL (QUE)	3/9/1992	L	0-2	at COL (QUE)	1/6/2001	T	2-2*	COL
1/20/1982	W	4-2	COL (QUE)	10/15/1985	L	1-4	at COL (QUE)	1/23/1989	W	5-0	at COL (QUE)	11/3/1992	T	3-3*	COL (QUE)	10/23/2001	L	1-5	at COL
1/31/1982	T	4-4	COL (QUE)	10/30/1985	W	6-4	COL (QUE)	1/28/1989	L	2-3*	COL (QUE)	11/21/1992	L	2-8	at COL (QUE)	1/13/2003	OTL	2-3*	COL
3/16/1982	W	7-5	at COL (QUE)	11/9/1985	W	4-3	at COL (QUE)	2/23/1989	W	4-2	COL (QUE)	12/31/1992	L	2-6	COL (QUE)	2/3/2004	L	1-3	at COL
3/24/1982	T	3-3	COL (QUE)	12/31/1985	L	1-5	at COL (QUE)	3/23/1989	L	3-6	at COL (QUE)	1/9/1993	W	4-2	COL (QUE)	12/11/2006	L	2-5	at COL
11/10/1982	W	7-5	COL (QUE)	1/2/1986	L	2-3	COL (QUE)	10/8/1989	W	9-6	at COL (QUE)	2/27/1993	W	5-3	at COL (QUE)	1/12/2008	L	4-5	COL
12/28/1982	L	1-4	at COL (QUE)	1/17/1986	W	11-6	COL (QUE)	10/25/1989	W	2-0	COL (QUE)	3/8/1993	W	4-2	at COL (QUE)	2/22/2009	W	5-2	COL
1/27/1983	W	5-2	COL (QUE)	1/18/1986	W	5-2	at COL (QUE)	11/22/1989	L	2-4	COL (QUE)	4/10/1993	L	3-6	at COL (QUE)	10/23/2009	L	4-5	at COL
2/1/1983	L	3-12	at COL (QUE)	3/8/1986	L	3-6	COL (QUE)	12/26/1989	T	3-3*	at COL (QUE)	10/20/1993	L	2-5	COL (QUE)	1/8/2010	W	2-1	COL
3/5/1983	L	3-10	at COL (QUE)	11/1/1986	T	2-2*	COL (QUE)	2/3/1990	W	5-1	at COL (QUE)	1/29/1994	L	2-3	COL (QUE)	12/3/2010	W	2-1*	COL
3/6/1983	L	3-7	COL (QUE)	11/2/1986	T	3-3*	at COL (QUE)	2/21/1990	W	3-2	COL (QUE)	2/1/1994	W	2-1	at COL (QUE)	2/10/2012	OT	3-4*	at COL
4/2/1983	L	4-5	COL (QUE)	12/1/1986	L	1-4	at COL (QUE)	3/21/1990	W	4-1	COL (QUE)	3/17/1994	L	1-4	at COL (QUE)	10/25/2013	L	2-4	at COL
4/3/1983	L	5-6	at COL (QUE)	12/3/1986	W	2-1	COL (QUE)	3/31/1990	W	3-2	at COL (QUE)	4/7/1994	L	2-5	at COL (QUE)	11/12/2013	W	2-1	COL
10/13/1983	T	4-4*	COL (QUE)	1/23/1987	W	3-2	COL (QUE)	10/4/1990	T	3-3*	COL (QUE)	2/5/1995	L	1-3	at COL (QUE)	11/22/2014	L	3-4	at COL
11/17/1983	L	2-4	COL (QUE)	1/27/1987	L	2-4	at COL (QUE)	10/16/1990	T	1-1*	at COL (QUE)	2/8/1995	L	2-3	COL (QUE)	1/13/2015	W	3-2**	COL
11/19/1983	T	4-4*	at COL (QUE)	2/28/1987	W	2-1	COL (QUE)	11/21/1990	T	4-4*	COL (QUE)	3/9/1995	W	2-1	COL (QUE)	10/21/2015	W	1-0*	at COL
12/27/1983	L	3-7	at COL (QUE)	3/10/1987	L	4-6	at COL (QUE)	11/28/1990	L	3-4	COL (QUE)	5/3/1995	L	1-4	at COL (QUE)	10/20/2015	W	3-2	COL



COLUMBUS BLUE JACKETS

2016-17 SCHEDULE

1/10/17 at CAR 7 p.m.
1/17/17 at CBJ 7 p.m.
1/21/17 at CBJ 5 p.m.
3/30/17 at CAR 7 p.m.

HURRICANES vs. COLUMBUS

ALL-TIME:	GP: 26	14-10-2	GF: 67	GA: 71
at home:	GP: 14	7-5-2	GF: 37	GA: 40
on road:	GP: 12	7-5-0	GF: 30	GA: 31
in overtime:	GP: 4	2-2-0		

Majority owner/Governor John P. McConnell
 General manager Jarmo Kekalainen
 Head coach John Tortorella
 Assistant coach Brad Larsen, Kenny McCudden, Brad Shaw
 Goaltending coach Ian Clark
 Vice president of communications & team services Todd Sharrock
 Director of communications Karen Davis
 Manager of communications Glenn Odebralski
 General office 614/246-4625

Inaugural season 2000-01
 Stanley Cup titles None
 Home ice Nationwide Arena (2000)
 Building capacity 18,144
 2015-16 record 34-40-8
 AHL affiliate Lake Erie Monsters

SERIES RECORDS

Winning streak 4 (2x) Last: 3/15/2015-3/24/2016
Losing streak 7 12/29/2007-1/10/2014
Unbeaten streak 4 (2x) Last: 3/15/2015-3/24/2016
Goals scored 6 3/10/2003 (W, 6-5)
Goals allowed 5 (4x) Last: 4/2/2016 (L, 1-5)
Goals, both teams 11 3/10/2003 (W, 6-5)
Current CAR streak 1 loss
Current CBJ streak 1 win

LAST TRANSACTION

2/23/2007 CAR acquired Anson Carter from CBJ in exchange for CAR's 2008 fifth-round pick (135th overall – Thomas Kubalik).

2015-16 SERIES RECAP

HURRICANES WIN SEASON SERIES: 3-1-0 (BLUE JACKETS: 1-2-1)

At CAROLINA HURRICANES	Attend	Goaltenders	Winning Goal
02 Apr '16 Hurricanes 1 Blue Jackets 5	11,542	Lack vs. Korpisalo	Brandon Saad
08 Jan '16 Hurricanes 4 Blue Jackets 1	14,241	Ward vs. Forsberg	Elias Lindholm

At COLUMBUS BLUE JACKETS	Attend	Goaltenders	Winning Goal
24 Mar '16 Hurricanes 3 Blue Jackets 2	16,031	Lack vs. Bobrovsky	Elias Lindholm
09 Jan '16 Hurricanes 4 Blue Jackets 3 (OT)	16,532	Ward vs. Korpisalo	Jordan Staal

SERIES STATISTICS

HURRICANES SPECIALTY TEAMS			BLUE JACKETS SPECIALTY TEAMS		
Power Play 2-11 18.2%	Power Play 2-14 14.3%
Penalty Killing 12-14 85.7%	Penalty Killing 9-11 81.8%

HURRICANES LEADING SCORER

	GP	G	A	TP	+/-	PM
Jordan Staal	4	2	3	5	4	0

BLUE JACKETS LEADING SCORER

	GP	G	A	TP	+/-	PM
Brandon Saad	4	3	2	5	1	0

GOALTENDING

HURRICANES	GP	Min	W-L-OT	SO	GA	SA	SV	GAA	SV%
Cam Ward	2	123	2-0-0	0	4	60	56	1.96	.933
Eddie Lack	2	120	1-1-0	0	7	71	64	3.50	.901

BLUE JACKETS	GP	Min	W-L-OT	SO	GA	SA	SV	GAA	SV%
Joonas Korpisalo	2	123	1-0-1	0	5	57	52	2.44	.912
Anton Forsberg	1	58	0-1-0	0	3	28	25	3.11	.893
Sergei Bobrovsky	1	58	0-1-0	0	3	24	21	3.08	.875

ALL-TIME SEASON SERIES RECORDS

YEAR	OVERALL	HOME	ROAD	YEAR	OVERALL	HOME	ROAD	YEAR	OVERALL	HOME	ROAD
2000-01	1-1-0-0	1-0-0-0	0-1-0-0	2006-07	Did Not Play Central Div. Teams			2011-12	0-1-0	0-0-0	0-1-0
2001-02	1-0-0-0	1-0-0-0	0-0-0-0	2007-08	0-1-0	0-0-0	0-1-0	2012-13	Did Not Play Western Conf. Teams		
2002-03	2-0-0-0	1-0-0-0	1-0-0-0	2008-09	0-1-0	0-1-0	0-0-0	2013-14	2-2-1	1-1-1	1-1-0
2003-04	1-1-0-0	0-1-0-0	1-0-0-0	2009-10	0-1-0	0-0-0	0-1-0	2014-15	3-0-1	1-0-1	2-0-0
2005-06	1-0-0	1-0-0	0-0-0	2010-11	0-1-0	0-1-0	0-0-0	2015-16	3-1-0	1-1-0	2-0-0

ALL-TIME SEASON GAME RESULTS (*Overtime **Shootout)

12/29/2000 L 1-3 at CBJ	12/15/2005 W 2-1 CBJ	1/10/2014 L 0-3 at CBJ	3/15/2015 W 3-2 at CBJ
3/7/2001 W 2-1 CBJ	12/29/2007 L 1-4 at CBJ	1/27/2014 W 3-2 CBJ	1/8/2016 W 4-1 CBJ
11/19/2001 W 5-2 CBJ	2/14/2009 L 1-5 CBJ	3/18/2014 W 3-1 at CBJ	1/9/2016 W 4-3* at CBJ
11/30/2002 W 4-2 at CBJ	11/7/2009 L 2-3 at CBJ	3/29/2014 OT 2-3* CBJ	3/24/2016 W 3-2 at CBJ
3/10/2003 W 6-5 CBJ	3/12/2011 L 2-3 CBJ	11/4/2014 W 4-2 at CBJ	4/2/2016 L 1-5 CBJ
3/2/2004 L 0-3 CBJ	3/23/2012 L 1-5 at CBJ	11/7/2014 W 3-2* CBJ	
3/8/2004 W 4-1 at CBJ	12/23/2013 L 3-4 CBJ	3/10/2015 OT 3-4** CBJ	



DALLAS STARS

2016-17 SCHEDULE

2/11/17 at DAL 2 p.m.
 4/1/17 at CAR 7 p.m.

HURRICANES vs. DALLAS

ALL-TIME: GP: 75 27-39-8-1 GF: 227 GA: 275
 at home: GP: 39 16-19-4 GF: 122 GA: 136
 on road: GP: 36 11-20-4-1 GF: 105 GA: 139
 in overtime: GP: 11 2-3-6

Owner and Governor Tom Gaglardi
 General manager Jim Nill
 Head coach Lindy Ruff
 Assistant coaches Curt Fraser, James Patrick
 Goaltending coach Jeff Reese
 Vice president, communications Tom Holy
 Corporate communications manager Joe Calvillo
 Media relations manager Ben Fromstein
 General office 214/387-5500

SERIES RECORDS

Winning streak 5 3/21/1987-11/12/1988
 Losing streak 7 10/11/1979-2/14/1981
 Unbeaten streak 5 3/21/1987-11/12/1988
 Goals scored 8 3/26/1988 (W, 8-1)
 Goals allowed 9 10/11/1980 (L, 3-9)
 Goals, both teams 15 2/22/1982 (L, 7-8)
 Current CAR streak 3 losses
 Current DAL streak 3 wins

Inaugural season 1967-68 (Minnesota); 1993-94 (Dallas)
 Stanley Cup titles 1 (1999)
 Home ice American Airlines Center (2001)
 Building capacity 18,532
 2015-16 record 50-23-9
 AHL affiliate Texas Stars

LAST TRANSACTION

6/29/2004 CAR acquired DAL's 2005 fourth-round pick (94th overall – Jakub Vojta) from DAL in exchange for Jaroslav Svoboda.

2015-16 SERIES RECAP

STARS WIN SEASON SERIES: 2-0-0

At CAROLINA HURRICANES Attend Goaltenders Winning Goal
 06 Nov '15 Hurricanes 1 Stars 4 10,188 Lack vs. Lehtonen Patrick Sharp

At DALLAS STARS Attend Goaltenders Winning Goal
 08 Dec '15 Hurricanes 5 Stars 6 18,287 Ward, Lack vs. Lehtonen, Niemi Patrick Sharp

SERIES STATISTICS

HURRICANES SPECIALTY TEAMS STARS SPECIALTY TEAMS
 Power Play 2-3 66.7% Power Play 2-4 50.0%
 Penalty Killing 2-4 50.0% Penalty Killing 1-3 33.3%

HURRICANES LEADING SCORER STARS LEADING SCORER
 Victor Rask GP G A TP +/- PM Tyler Seguin GP G A TP +/- PM
 2 0 3 3 1 2 2 1 4 5 4 0

GOALTENDING

HURRICANES GP Min W-L-OT SO GA SA SV GAA SV%
 Eddie Lack 2 98 0-2-0 0 5 40 35 3.06 .875
 Cam Ward 1 20 0-0-0 0 4 8 4 12.00 .500

STARS GP Min W-L-OT SO GA SA SV GAA SV%
 Kari Lehtonen 2 113 1-0-0 0 6 61 55 3.18 .902
 Antti Niemi 1 7 1-0-0 0 0 0 0 0.00 .000

ALL-TIME SEASON SERIES RECORDS

YEAR	OVERALL	HOME	ROAD	YEAR	OVERALL	HOME	ROAD	YEAR	OVERALL	HOME	ROAD
1979-80	0-4-0	0-2-0	0-2-0	1991-92	1-1-1	0-1-1	1-0-0	2003-04	0-1-0-0	0-1-0-0	0-0-0-0
1980-81	1-3-0	1-1-0	0-2-0	1992-93	1-0-1	0-0-1	1-0-0	2005-06	0-0-1	0-0-0	0-0-1
1981-82	1-2-0	1-1-0	0-1-0	1993-94	0-1-1	0-0-1	0-1-0	2006-07	1-0-0	1-0-0	0-0-0
1982-83	0-2-1	0-1-0	0-1-1	1994-95	Did Not Play Western Conf. Teams			2007-08	Did Not Play Pacific Div. Teams		
1983-84	3-0-0	2-0-0	1-0-0	1995-96	1-1-0	0-1-0	1-0-0	2008-09	0-1-0	0-0-0	0-1-0
1984-85	1-2-0	0-1-0	1-1-	1996-97	0-2-0	0-1-0	0-1-0	2009-10	1-1-0	1-0-0	0-1-0
1985-86	1-2-0	1-1-0	0-1-0	1997-98	0-2-0	0-1-0	0-1-0	2010-11	0-1-1	0-1-0	0-0-1
1986-87	1-2-0	1-0-0	0-2-0	1998-99	0-1-1	0-0-1	0-1-0	2011-12	0-1-0	0-1-0	0-0-0
1987-88	3-0-0	2-0-0	1-0-0	1999-00	1-1-0-0	1-0-0-0	0-1-0-0	2012-13	Did Not Play Western Conf. Teams		
1988-89	2-1-0	0-1-0	2-0-0	2000-01	1-0-0-0	1-0-0-0	0-0-0-0	2013-14	1-1-0	1-0-0	0-1-0
1989-90	2-1-0	1-1-0	1-0-0	2001-02	1-0-1-0	1-0-0-0	0-0-1-0	2014-15	1-1-0	0-1-0	1-0-0
1990-91	1-2-0	0-1-0	1-1-0	2002-03	1-0-0-1	1-0-0-0	0-0-0-1	2015-16	0-2-0	0-1-0	0-1-0

ALL-TIME SEASON GAME RESULTS (*Overtime **Shootout)

10/11/1979	L 1-4	at DAL (MIN)	12/23/1983	W 5-3	DAL (MIN)	12/3/1988	L 2-4	DAL (MIN)	2/11/1996	W 5-3	at DAL	12/22/2003	L 1-3	DAL
1/9/1980	L 2-6	at DAL (MIN)	1/10/1984	W 6-3	at DAL (MIN)	2/18/1989	W 4-3	at DAL (MIN)	2/25/1996	L 2-6	DAL	12/2/2005	OT 4-5**	at DAL
2/10/1980	L 2-6	DAL (MIN)	10/27/1984	W 5-3	at DAL (MIN)	10/7/1989	L 4-6	DAL (MIN)	12/20/1996	L 1-4	DAL	11/18/2006	W 5-4	DAL
3/16/1980	L 1-6	DAL (MIN)	11/28/1984	L 2-4	DAL (MIN)	12/23/1989	W 4-3	DAL (MIN)	3/21/1997	L 0-2	at DAL	3/12/2009	L 2-3	at DAL
10/11/1980	L 3-9	at DAL (MIN)	1/12/1985	L 4-5	at DAL (MIN)	2/7/1990	W 5-3	at DAL (MIN)	1/3/1998	L 1-6	DAL	11/23/2009	L 0-2	at DAL
11/12/1980	L 1-5	DAL (MIN)	11/13/1985	W 5-2	DAL (MIN)	10/24/1990	L 0-3	at DAL (MIN)	3/20/1998	L 1-6	at DAL	12/16/2009	W 5-3	DAL
2/14/1981	L 4-7	at DAL (MIN)	2/15/1986	L 1-4	at DAL (MIN)	11/10/1990	W 3-2	at DAL (MIN)	10/15/1998	T 2-2*	DAL	11/29/2010	L 1-4	at DAL
2/25/1981	W 3-2	DAL (MIN)	2/26/1986	L 2-5	DAL (MIN)	12/23/1990	L 2-5	DAL (MIN)	3/21/1999	L 2-3*	at DAL	12/10/2010	OT 1-2**	at DAL
11/7/1981	W 4-2	DAL (MIN)	12/31/1986	L 2-5	at DAL (MIN)	1/28/1992	L 3-4	DAL (MIN)	11/20/1999	W 1-0	DAL	11/6/2011	L 2-5	DAL
2/22/1982	L 7-8	at DAL (MIN)	1/10/1987	L 3-4	at DAL (MIN)	2/9/1992	T 4-4*	DAL (MIN)	12/8/1999	L 1-2	at DAL	2/27/2014	L 1-4	at DAL
3/28/1982	L 2-5	DAL (MIN)	3/21/1987	W 5-1	DAL (MIN)	2/29/1992	W 5-4*	at DAL (MIN)	10/10/2000	W 5-2	DAL	4/3/2014	W 4-1	DAL
11/2/1982	L 6-7	DAL (MIN)	1/19/1988	W 6-3	at DAL (MIN)	1/3/1993	T 6-6*	at DAL (MIN)	10/7/2001	W 3-0	DAL	11/18/2014	W 6-4	at DAL
12/14/1982	T 3-3	at DAL (MIN)	1/23/1988	W 5-0	DAL (MIN)	3/27/1993	W 2-1	at DAL (MIN)	11/21/2001	T 4-4*	at DAL	3/12/2015	L 3-5	DAL
1/22/1983	L 2-7	at DAL (MIN)	3/26/1988	W 8-1	DAL (MIN)	10/27/1993	L 1-5	at DAL	12/22/2002	W 1-0	DAL	11/6/2015	L 1-4	DAL
11/8/1983	W 6-4	DAL (MIN)	11/12/1988	W 3-1	at DAL (MIN)	3/12/1994	T 2-2*	DAL	2/11/2003	OTL 1-2*	at DAL	12/8/2015	L 5-6	at DAL



DETROIT RED WINGS

2016-17 SCHEDULE

10/25/16at DET	7:30 p.m.
12/19/16at CAR	7 p.m.
3/28/17at CAR	7 p.m.

HURRICANES vs. DETROIT

ALL-TIME:	GP: 76	29-37-9-1	GF: 225	GA: 247
at home:	GP: 37	19-16-2	GF: 117	GA: 103
on road:	GP: 39	10-21-7-1	GF: 108	GA: 144
in overtime:	GP: 8	1-3-4		

Owner & Governor Mike Ilitch
 Executive vice president & general manager Ken Holland
 Head coach Jeff Blashill
 Assistant coaches John Torchetti, Doug Houda, Pat Ferschweiler, Chris Chelios
 Goaltending coach Jef Salajko
 Director of communications Todd Beam
 Public relations coordinator Kyle Kujawa
 Communications coordinator Alex DiFilippo
 General office 313/394-7000

Inaugural season 1926-27
 Stanley Cup titles 11 (1936, 1937, 1943, 1950, 1952, 1954, 1955, 1997, 1998, 2002, 2008)
 Home ice Joe Louis Arena (1979)
 Building capacity 20,027
 2015-16 record 41-30-11
 AHL affiliate Grand Rapids Griffins

2015-16 SERIES RECAP

HURRICANES WIN SEASON SERIES: 2-1-0

At CAROLINA HURRICANES	Attend	Goaltenders	Winning Goal
10 Oct '15 Hurricanes 3 Red Wings 4	18,949	Ward vs. Mrazek	Justin Abdelkader

At DETROIT RED WINGS	Attend	Goaltenders	Winning Goal
27 Oct '15 Hurricanes 3 Red Wings 1	20,027	Ward vs. Mrazek	Ron Hainsey
16 Oct '15 Hurricanes 5 Red Wings 3	20,027	Ward vs. Howard	Kris Versteeg

SERIES STATISTICS

HURRICANES SPECIALTY TEAMS		RED WINGS SPECIALTY TEAMS	
Power Play.....	2-12 16.7%	Power Play.....	0-5 0.0%
Penalty Killing.....	5-5 100.0%	Penalty Killing.....	10-12 83.3%

HURRICANES LEADING SCORERS				RED WINGS LEADING SCORER			
	GP	G	A	TP	+/-	PM	
Eric Staal	3	2	2	4	4	4	Teemu Pulkkinen
Kris Versteeg	3	1	3	4	1	0	Henrik Zetterberg
	GP	G	A	TP	+/-	PM	
	3	3	0	3	3	8	
	3	1	2	3	-1	0	

GOALTENDING

HURRICANES	GP	Min	W-L-OT	SO	GA	SA	SV	GAA	SV%
Cam Ward	3	178	2-1-0	0	8	65	57	2.70	.877

RED WINGS	GP	Min	W-L-OT	SO	GA	SA	SV	GAA	SV%
Petr Mrazek	2	119	1-1-0	0	5	67	62	2.52	.925
Jimmy Howard	1	58	0-1-0	0	5	36	31	5.20	.861

ALL-TIME SEASON SERIES RECORDS

YEAR	OVERALL	HOME	ROAD	YEAR	OVERALL	HOME	ROAD	YEAR	OVERALL	HOME	ROAD
1979-80	2-1-1	1-1-0	1-0-1	1991-92	0-2-0	0-1-0	0-1-0	2003-04	0-1-1-0	0-1-0-0	0-0-1-0
1980-81	2-0-2	2-0-0	0-0-2	1992-93	0-2-0	0-1-0	0-1-0	2005-06	1-0-0	1-0-0	0-0-0
1981-82	2-0-1	1-0-0	1-0-1	1993-94	1-2-0	1-0-0	0-2-0	2006-07	Did Not Play Central Div. Teams		
1982-83	0-3-0	0-2-0	0-1-0	1994-95	Did Not Play Western Conf. Teams			2007-08	0-1-0	0-0-0	0-1-0
1983-84	1-1-1	1-0-0	0-1-1	1995-96	0-2-0	0-1-0	0-1-0	2008-09	0-1-0	0-1-0	0-0-0
1984-85	2-1-0	2-0-0	0-1-0	1996-97	0-2-0	0-1-0	0-1-0	2009-10	0-1-0	0-0-0	0-1-0
1985-86	2-1-0	1-0-0	1-1-0	1997-98	1-1-0	1-0-0	0-1-0	2010-11	1-0-0	1-0-0	0-0-0
1986-87	1-1-1	1-1-0	0-0-1	1998-99	1-1-0	1-0-0	0-1-0	2011-12	0-1-0	0-0-0	0-1-0
1987-88	2-1-0	1-0-0	1-1-0	1999-00	0-2-0-0	0-1-0-0	0-1-0-0	2012-13	Did Not Play Western Conf. Teams		
1988-89	2-1-0	1-1-0	1-0-0	2000-01	0-0-0-1	0-0-0-0	0-0-0-1	2013-14	1-1-1	0-0-1	1-1-0
1989-90	2-0-1	0-0-1	2-0-0	2001-02	0-2-0-0	0-1-0-0	0-1-0-0	2014-15	0-3-0	0-2-0	0-1-0
1990-91	2-1-0	2-0-0	0-1-0	2002-03	1-0-0-0	1-0-0-0	0-0-0-0	2015-16	2-1-0	0-1-0	2-0-0

ALL-TIME SEASON GAME RESULTS (*Overtime **Shootout)

1/6/1980	L	1-2	DET	2/7/1984	W	4-1	DET	10/21/1989	T	3-3*	DET	11/8/1996	L	1-4	DET	1/14/2010	L	1-3	at DET
1/12/1980	W	6-4	at DET	10/18/1984	W	7-3	DET	11/3/1989	W	4-3	at DET	10/18/1997	L	2-4	at DET	4/6/2011	W	3-0	DET
3/12/1980	T	4-4	at DET	11/21/1984	L	2-4	at DET	11/14/1989	W	3-0	at DET	11/5/1997	W	3-1	DET	3/24/2012	L	4-5	at DET
4/6/1980	W	5-3	DET	1/3/1985	W	6-2	DET	10/12/1990	L	2-4	at DET	10/12/1998	W	3-0	DET	10/4/2013	OT	2-3*	DET
10/18/1980	W	4-2	DET	12/29/1985	W	5-2	DET	2/13/1991	W	6-2	DET	1/21/1999	L	1-4	at DET	11/21/2013	L	3-4	at DET
10/29/1980	W	5-3	DET	2/6/1986	L	3-4*	at DET	3/14/1991	W	4-2	DET	11/5/1999	L	2-3	at DET	4/11/2014	W	2-1	at DET
2/12/1981	T	2-2	at DET	3/18/1986	W	6-4	at DET	11/1/1991	L	5-8	at DET	12/22/1999	L	1-4	DET	12/7/2014	L	1-3	DET
3/10/1981	T	4-4	at DET	12/6/1986	L	1-4	DET	2/23/1992	L	0-4	DET	2/14/2001	OTL	3-4*	at DET	4/7/2015	L	2-3	at DET
10/17/1981	W	8-1	DET	12/20/1986	T	2-2*	at DET	11/6/1992	L	2-5	at DET	10/30/2001	L	2-5	DET	4/11/2015	L	0-2	DET
12/22/1981	W	3-2	at DET	3/3/1987	W	5-3	DET	11/14/1992	L	0-2	DET	11/13/2001	L	3-4	at DET	10/10/2015	L	3-4	DET
1/23/1982	T	2-2	at DET	11/6/1987	L	1-3	at DET	12/1/1993	W	5-3	DET	11/29/2002	W	6-4	DET	10/16/2015	W	5-3	at DET
10/30/1982	L	2-4	DET	1/24/1988	W	2-1*	DET	2/24/1994	L	0-3	at DET	1/2/2004	L	1-4	DET	10/27/2015	W	3-1	at DET
2/9/1983	L	5-6	DET	3/24/1988	W	3-2	at DET	3/29/1994	L	2-6	at DET	1/31/2004	T	4-4*	at DET				
2/20/1983	L	2-7	at DET	11/16/1988	L	3-4	DET	12/31/1995	L	2-3	at DET	1/10/2006	W	3-2	DET				
1/3/1984	L	1-7	at DET	12/30/1988	W	4-3	DET	3/6/1996	L	2-4	DET	12/9/2007	L	2-5	at DET				
2/1/1984	T	6-6*	at DET	12/31/1988	W	3-2	at DET	11/4/1996	L	1-5	at DET	10/13/2008	L	1-3	DET				



EDMONTON OILERS

2016-17 SCHEDULE

10/18/16 at EDM 9 p.m.
 2/3/17 at CAR 7:30 p.m.

HURRICANES vs. EDMONTON

ALL-TIME: GP: 72 23-35-14 GF: 246 GA: 254
 at home: GP: 35 15-13-7 GF: 139 GA: 111
 on road: GP: 37 8-22-7 GF: 107 GA: 143
 in overtime: GP: 11 0-3-8

Owner/Governor Daryl A. Katz (Rexall Sports Corp.)
 President of Hockey Operations and general manager Peter Chiarelli
 Head coach Todd McLellan
 Assistant coaches Jay Woodcroft, Jim Johnson, Ian Herbes
 Goaltending coach Dustin Schwartz
 Director, communications & media relations J.J. Hebert
 Manager, communications & team services Patrick Garland
 Coordinator, communications & media relations Shawn May
 General office 780/414-4000

SERIES RECORDS

Winning streak 3 11/12/1997-12/15/1998
 Losing streak 4 (2x) 1/31/1992-1/15/1993
 Unbeaten streak 6 11/12/1997-3/15/2000
 Goals scored 11 2/12/1984 (W, 11-0)
 Goals allowed 9 3/8/1983 (L, 4-9)
 Goals, both teams 15 3/29/1985 (W, 8-7)
 Current CAR streak 1 OT / Points in 3 straight games
 Current EDM streak 1 win

Inaugural season 1972-73 (WHA); 1979-80 (NHL)
 Stanley Cup titles 5 (1984, 1985, 1987, 1988, 1990)
 Home ice Rexall Place (1974)
 Building capacity 16,839
 2015-16 record 31-43-8
 AHL affiliate Bakersfield Condors

LAST TRANSACTION

6/26/2010 CAR acquired Riley Nash from EDM in exchange for OTT's 2010 second-round pick (46th overall – Martin Marincin).

2015-16 SERIES RECAP

SEASON SERIES TIED: 1-1-0

At CAROLINA HURRICANES
 25 Nov '15 Hurricanes 4 Oilers 1
 Attend 10,911 Goaltenders Ward vs. Nilsson Winning Goal Elias Lindholm

At EDMONTON OILERS
 04 Jan '16 Hurricanes 0 Oilers 1 (OT)
 Attend 16,839 Goaltenders Ward vs. Talbot Winning Goal Andrej Sekera

SERIES STATISTICS

HURRICANES SPECIALTY TEAMS
 Power Play 0-2 0.0%
 Penalty Killing 5-6 83.3%

OILERS SPECIALTY TEAMS
 Power Play 1-6 16.7%
 Penalty Killing 2-2 100.0%

HURRICANES LEADING SCORERS

	GP	G	A	TP	+/-	PM
Andrej Nestrasil	2	1	1	2	2	0
Jordan Staal	2	1	1	2	2	0
Justin Faulk	2	0	2	2	3	2

OILERS LEADING SCORER

	GP	G	A	TP	+/-	PM
R. Nugent-Hopkins	2	0	2	2	-3	0

GOALTENDING

HURRICANES	GP	Min	W-L-OT	SO	GA	SA	SV	GAA	SV%
Cam Ward	2	123	1-0-1	0	2	58	56	0.98	.966

OILERS	GP	Min	W-L-OT	SO	GA	SA	SV	GAA	SV%
Cam Talbot	1	63	1-0-0	1	0	29	29	0.00	1.000
Anders Nilsson	1	60	0-1-0	0	3	26	23	3.02	.885

ALL-TIME SEASON SERIES RECORDS

YEAR	OVERALL	HOME	ROAD	YEAR	OVERALL	HOME	ROAD	YEAR	OVERALL	HOME	ROAD
1979-80	2-1-1	2-0-0	0-1-1	1991-92	0-3-0	0-1-0	0-2-0	2003-04	1-0-0-0	0-0-0-0	1-0-0-0
1980-81	1-2-1	1-1-0	0-1-1	1992-93	1-1-0	1-0-0	0-1-0	2005-06	Did Not Play Northwest Div. Teams		
1981-82	0-2-1	0-0-1	0-2-0	1993-94	1-0-1	0-0-1	1-0-0	2006-07	0-1-0	0-0-0	0-1-0
1982-83	0-2-1	0-1-1	0-1-0	1994-95	Did Not Play Western Conf. Teams			2007-08	1-0-0	1-0-0	0-0-0
1983-84	1-2-0	1-0-0	0-2-0	1995-96	1-0-1	0-0-1	1-0-0	2008-09	0-1-0	0-1-0	0-0-0
1984-85	1-2-0	1-1-0	0-1-0	1996-97	0-2-0	0-1-0	0-1-0	2009-10	0-1-0	0-0-0	0-1-0
1985-86	0-3-0	0-1-0	0-2-0	1997-98	2-0-0	1-0-0	1-0-0	2010-11	1-0-0	1-0-0	0-0-0
1986-87	1-2-0	1-1-0	0-1-0	1998-99	1-0-1	1-0-0	0-0-1	2011-12	1-0-0	0-0-0	1-0-0
1987-88	1-2-0	0-1-0	1-1-0	1999-00	0-0-2-0	0-0-1-0	0-0-1-0	2012-13	Did Not Play Western Conf. Teams		
1988-89	1-2-0	1-1-0	0-1-0	2000-01	0-1-0-0	0-1-0-0	0-0-0-0	2013-14	0-1-1	0-1-0	0-0-1
1989-90	1-0-2	0-0-1	1-0-1	2001-02	1-0-1-0	0-0-1-0	1-0-0-0	2014-15	1-1-0	1-0-0	0-1-0
1990-91	1-2-0	1-1-0	0-1-0	2002-03	0-1-0-0	0-0-0-0	0-1-0-0	2015-16	1-0-1	1-0-0	0-0-1

ALL-TIME SEASON GAME RESULTS (*Overtime **Shootout)

11/17/1979	W	4-0	EDM	2/12/1984	W	11-0	EDM	2/21/1989	L	4-7	at EDM	1/9/1996	W	5-1	at EDM	12/6/2006	L	1-3	at EDM
12/9/1979	L	0-3	at EDM	3/21/1984	L	3-5	at EDM	3/8/1989	W	7-3	EDM	2/28/1996	T	4-4*	EDM	1/18/2008	W	7-2	EDM
1/2/1980	T	3-3	at EDM	11/30/1984	L	2-4	EDM	1/6/1990	T	4-4*	at EDM	1/12/1997	L	1-2*	at EDM	11/1/2008	L	1-3	EDM
2/19/1980	W	6-2	EDM	2/3/1985	L	3-6	at EDM	1/30/1990	T	4-4*	EDM	3/15/1997	L	2-4	EDM	2/1/2010	L	2-4	at EDM
11/28/1980	W	6-4	EDM	3/29/1985	W	8-7	EDM	3/18/1990	W	3-1	at EDM	11/12/1997	W	6-4	at EDM	11/9/2010	W	7-1	EDM
12/7/1980	L	4-6	at EDM	11/30/1985	L	5-8	at EDM	12/1/1990	L	2-4	EDM	3/15/1998	W	4-1	EDM	12/7/2011	W	5-3	at EDM
1/9/1981	T	6-6	at EDM	1/4/1986	L	3-4	at EDM	12/30/1990	L	3-4	at EDM	12/15/1998	W	3-0	EDM	12/10/2013	OT	4-5*	at EDM
3/25/1981	L	2-7	EDM	1/15/1986	L	1-4	EDM	2/6/1991	W	5-1	EDM	2/27/1999	T	2-2*	at EDM	3/16/2014	L	1-2	EDM
10/21/1981	L	2-5	at EDM	11/15/1986	W	6-2	EDM	1/31/1992	L	1-4	at EDM	10/13/1999	T	3-3*	at EDM	10/24/2014	L	3-6	at EDM
11/11/1981	T	4-4	EDM	3/15/1987	L	1-4	at EDM	2/13/1992	L	1-3	EDM	3/15/2000	T	2-2*	EDM	3/8/2015	W	7-4	EDM
2/19/1982	L	4-7	at EDM	3/25/1987	L	3-5	EDM	3/14/1992	L	1-3	at EDM	3/11/2001	L	2-3	EDM	11/25/2015	W	4-1	EDM
10/14/1982	T	4-4	EDM	12/19/1987	W	4-3	at EDM	1/15/1993	L	1-3	at EDM	11/11/2001	T	1-1*	EDM	1/4/2016	OT	0-1*	at EDM
10/20/1982	L	2-4	at EDM	1/6/1988	L	1-5	EDM	2/20/1993	W	7-3	EDM	1/10/2002	W	4-1	at EDM				
3/8/1983	L	4-9	EDM	1/30/1988	L	2-5	at EDM	11/13/1993	T	4-4*	EDM	12/11/2002	L	1-4	at EDM				
1/7/1984	L	3-5	at EDM	12/17/1988	L	2-4	EDM	2/12/1994	W	5-2	at EDM	12/9/2003	W	3-2	at EDM				



FLORIDA PANTHERS

2016-17 SCHEDULE

11/27/16.....at CAR.....6 p.m.
 2/28/17.....at FLA.....7:30 p.m.
 3/21/17.....at FLA.....7:30 p.m.

HURRICANES vs. FLORIDA

ALL-TIME: GP: 112.....54-42-15-1.....GF: 297.....GA: 312
 at home: GP: 56.....35-16-5.....GF: 171.....GA: 137
 on road: GP: 56.....19-26-10-1.....GF: 126.....GA: 175
 in overtime: GP: 29.....11-5-13

Chairman, Owner & Governor.....Vincent J. Viola
 General manager.....Tom Rowe
 Head coach.....Gerard Gallant
 Associate coach.....Dave Barr
 Assistant coaches.....Mike Kelly, Scott Allen
 Goaltending coach.....Robb Tallas
 Director, digital media.....Adelyn Biedenbach
 Media/Public relations coordinators.....Mike Lewis/Chrissy Parente
 General office.....954/835-7000

Inaugural season.....1993-94
 Stanley Cup titles.....None
 Home ice.....BB&T Center (1998)
 Building capacity.....19,250
 2015-16 record.....47-26-9
 AHL affiliate.....Portland Pirates

2015-16 SERIES RECAP

PANTHERS WIN SEASON SERIES: 3-0-0

At CAROLINA HURRICANES Attend Goaltenders Winning Goal
 18 Dec '15 Hurricanes 0 Panthers 2 10,511 Ward vs. Luongo Willie Mitchell
 13 Oct '15 Hurricanes 1 Panthers 4 10,901 Lack vs. Montoya Connor Brickley

At FLORIDA PANTHERS Attend Goaltenders Winning Goal
 09 Apr '16 Hurricanes 2 Panthers 5 18,434 Lack vs. Luongo Aaron Ekblad

SERIES STATISTICS

HURRICANES SPECIALTY TEAMS PANTHERS SPECIALTY TEAMS
 Power Play.....1-8.....12.5% Power Play.....0-8.....0.0%
 Penalty Killing.....8-8.....100.0% Penalty Killing.....7-8.....87.5%

HURRICANES LEADING SCORER PANTHERS LEADING SCORER
 GP G A TP +/- PM GP G A TP +/- PM
 Elias Lindholm 3 2 1 3 0 2 Jussi Jokinen 3 2 1 3 3 0
 Reilly Smith 3 2 1 3 5 0
 Aleksander Barkov 3 1 2 3 3 0

GOALTENDING

HURRICANES	GP	Min	W-L-OT	SO	GA	SA	SV	GAA	SV%
Cam Ward	1	58	0-1-0	0	1	17	16	1.04	.941
Eddie Lack	2	116	0-2-0	0	7	49	42	3.62	.857

PANTHERS	GP	Min	W-L-OT	SO	GA	SA	SV	GAA	SV%
Roberto Luongo	2	119	2-0-0	1	2	52	50	1.00	.962
AI Montoya	1	60	1-0-0	0	1	23	22	1.00	.957

ALL-TIME SEASON SERIES RECORDS

YEAR	OVERALL	HOME	ROAD	YEAR	OVERALL	HOME	ROAD	YEAR	OVERALL	HOME	ROAD
1993-94	3-1-0	1-1-0	2-0-0	2001-02	4-0-1-0	2-0-1-0	2-0-0-0	2010-11	4-1-1	2-0-1	2-1-0
1994-95	0-3-1	0-2-0	0-1-1	2002-03	1-3-0-1	1-1-0-0	0-2-0-1	2011-12	1-3-2	1-1-1	0-2-1
1995-96	1-3-0	1-1-0	0-2-0	2003-04	2-2-2-0	2-0-1-0	0-2-1-0	2012-13	2-2-0	1-1-0	1-1-0
1996-97	2-1-1	2-0-0	0-1-1	2005-06	6-1-1	4-0-0	2-1-1	2013-14	3-0-0	2-0-0	1-0-0
1997-98	1-3-0	0-2-0	1-1-0	2006-07	7-1-0	4-0-0	3-1-0	2014-15	0-3-0	0-1-0	0-2-0
1998-99	1-0-4	1-0-1	0-0-3	2007-08	5-3-0	3-1-0	2-2-0	2015-16	0-3-0	0-2-0	0-1-0
1999-00	3-2-0-0	2-1-0-0	1-1-0-0	2008-09	3-3-0	2-1-0	1-2-0				
2000-01	2-1-2-0	1-1-0-0	1-0-2-0	2009-10	3-3-0	3-0-0	0-3-0				

ALL-TIME SEASON GAME RESULTS (*Overtime **Shootout)

11/23/1993	W	2-1*	at	FLA	2/6/1999	T	3-3*	FLA	10/13/2003	T	2-2*	FLA	11/12/2007	W	4-3	at	FLA	3/1/2011	W	2-1	FLA		
11/27/1993	W	4-0	FLA		3/6/1999	T	2-2*	at	FLA	2/16/2004	W	3-1	FLA	11/17/2007	W	2-1	FLA	11/29/2011	L	1-3	FLA		
12/29/1993	L	3-5	FLA		12/26/1999	W	4-3*	FLA	3/25/2004	W	3-2	FLA	12/20/2007	L	4-5	at	FLA	12/18/2011	OT	2-3*	at	FLA	
3/4/1994	W	2-1	at	FLA	1/14/2000	L	1-5	at	FLA	3/29/2004	L	1-3	at	FLA	2/16/2008	W	5-4	FLA	2/25/2012	OT	2-3**	FLA	
1/28/1995	L	1-2	FLA		2/1/2000	W	4-2	FLA	4/4/2004	T	6-6*	at	FLA	3/20/2008	W	2-1**	at	FLA	3/11/2012	L	0-2	at	FLA
2/11/1995	L	3-4	at	FLA	2/24/2000	L	2-4	FLA	11/5/2005	W	2-0	FLA	4/4/2008	L	3-4	FLA	3/21/2012	W	3-1	FLA			
3/12/1995	L	1-4	FLA		2/26/2000	W	2-1*	at	FLA	11/11/2005	W	1-0	at	FLA	10/10/2008	W	6-4	FLA	4/7/2012	L	1-4	at	FLA
3/29/1995	T	4-4*	at	FLA	10/13/2000	T	2-2*	at	FLA	12/23/2005	W	4-3	FLA	11/24/2008	L	2-3	at	FLA	1/19/2013	L	1-5	at	FLA
10/21/1995	L	0-3	at	FLA	11/15/2000	L	1-4	FLA	1/25/2006	W	4-3**	at	FLA	12/18/2008	W	2-1*	FLA	3/2/2013	W	6-2	FLA		
12/2/1995	L	3-5	FLA		11/29/2000	W	2-1*	at	FLA	3/3/2006	W	5-2	FLA	1/8/2009	L	2-4	at	FLA	3/3/2013	W	3-2	at	FLA
3/2/1996	W	7-1	FLA		1/9/2001	W	7-3	FLA	3/10/2006	L	3-5	at	FLA	2/12/2009	L	0-5	FLA	3/19/2013	L	1-4	FLA		
4/1/1996	L	2-3	at	FLA	1/12/2001	T	2-2*	at	FLA	3/11/2006	OT	3-4*	at	FLA	3/23/2009	W	3-2*	at	FLA	1/18/2014	W	3-2	FLA
10/12/1996	L	0-6	at	FLA	12/8/2001	W	3-2	at	FLA	3/31/2006	W	3-2	FLA	10/9/2009	W	7-2	FLA	2/7/2014	W	5-1	FLA		
11/29/1996	T	1-1*	at	FLA	12/12/2001	W	4-1	FLA	10/11/2006	L	3-6	at	FLA	11/4/2009	L	0-3	at	FLA	3/27/2014	W	3-0	at	FLA
12/11/1996	W	5-2	FLA		1/25/2002	T	1-1*	FLA	12/23/2006	W	3-2*	at	FLA	12/18/2009	L	3-6	at	FLA	11/26/2014	L	0-1	at	FLA
1/22/1997	W	2-1*	FLA		3/21/2002	W	3-2	FLA	12/26/2006	W	4-2	FLA	12/19/2009	W	3-2	FLA	3/14/2015	L	0-2	FLA			
12/10/1997	L	2-5	FLA		4/12/2002	W	3-1	at	FLA	1/11/2007	W	6-4	FLA	2/9/2010	W	4-1	FLA	4/2/2015	L	1-6	at	FLA	
12/26/1997	L	2-5	FLA		12/4/2002	L	2-4	at	FLA	1/16/2007	W	3-2*	at	FLA	3/6/2010	L	1-4	at	FLA	10/13/2015	L	1-4	FLA
1/27/1998	L	0-3	at	FLA	12/6/2002	L	0-2	FLA	3/13/2007	W	3-1	FLA	11/5/2010	L	4-7	at	FLA	12/18/2015	L	0-2	FLA		
3/23/1998	W	5-3	at	FLA	1/24/2003	W	3-1	FLA	4/1/2007	W	4-3*	at	FLA	11/6/2010	W	3-2	FLA	4/9/2016	L	2-5	at	FLA	
12/5/1998	T	3-3*	at	FLA	1/25/2003	OTL	2-3*	at	FLA	4/7/2007	W	5-4*	FLA	12/15/2010	W	4-3	at	FLA					
1/1/1999	T	3-3*	at	FLA	4/4/2003	L	1-4	at	FLA	10/31/2007	L	2-4	at	FLA	1/3/2011	OT	3-4*	FLA					
1/14/1999	W	3-2	FLA		10/9/2003	L	1-3	at	FLA	11/3/2007	W	4-2	FLA	1/7/2011	W	5-3	at	FLA					



LOS ANGELES KINGS

2016-17 SCHEDULE

12/8/16..... at LA..... 10:30 p.m.
 1/26/17..... at CAR..... 7 p.m.

HURRICANES vs. LOS ANGELES

ALL-TIME:..... GP: 73..... 30-33-10..... GF: 253..... GA: 276
 at home:..... GP: 37..... 19-12-6..... GF: 128..... GA: 128
 on road:..... GP: 36..... 11-21-4..... GF: 125..... GA: 148
 in overtime:..... GP: 11..... 2-4-5

Owners..... Philip F. Anschutz, Edward P. Roski, Jr.
 President/General manager..... Dean Lombardi
 Head coach..... Darryl Sutter
 Associate coach..... John Stevens
 Assistant coach..... Davis Payne
 Goaltending coach..... Bill Ranford
 Senior vice president, broadcasting and communications..... Michael Altieri
 Senior director, communications and content..... Jeff Moeller
 Director, communications and media services..... Mike Kalinowski
 General office..... 310/535-4500

SERIES RECORDS

Winning streak..... 4..... 3/22/1987-3/9/1988
 Losing streak..... 4..... 10/31/1992-3/2/1994
 Unbeaten streak..... 4 (4x)..... Last: 3/15/2003-2/13/2007
 Goals scored..... 9..... 11/27/1985 (W, 9-0)
 Goals allowed..... 9 (2x)..... Last: 1/14/1989 (L, 6-9)
 Goals, both teams..... 15..... 1/14/1989 (L, 6-9)
 Current CAR streak..... 1 win
 Current LA streak..... 1 loss

Inaugural season..... 1967-68
 Stanley Cup titles..... 2 (2012, 2014)
 Home ice..... STAPLES Center (1999)
 Building capacity..... 18,230
 2015-16 record..... 48-28-6
 AHL affiliate..... Manchester Monarchs

LAST TRANSACTION

2/29/2016 CAR acquired Valentin Zykov and a conditional fifth-round pick in the 2016 NHL Draft from LA in exchange for Kris Versteeg.

2015-16 SERIES RECAP

SEASON SERIES TIED: 1-1-0

At CAROLINA HURRICANES
 22 Nov '15 Hurricanes 4 Kings 3 10,154 Ward vs. Quick, Enroth Justin Faulk

At LOS ANGELES KINGS
 23 Oct '15 Hurricanes 0 Kings 3 18,230 Ward vs. Quick Tyler Toffoli

SERIES STATISTICS

HURRICANES SPECIALTY TEAMS
 Power Play..... 2-10..... 20.0%
 Penalty Killing..... 3-5..... 60.0%

KINGS SPECIALTY TEAMS
 Power Play..... 2-5..... 40.0%
 Penalty Killing..... 8-10..... 80.0%

HURRICANES LEADING SCORERS

	GP	G	A	TP	+/-	PM
Justin Faulk	2	2	0	2	-2	0
Brett Pesce	1	1	1	2	2	0
Kris Versteeg	2	0	2	2	0	0

KINGS LEADING SCORER

	GP	G	A	TP	+/-	PM
Anze Kopitar	2	3	0	3	2	2

GOALTENDING

HURRICANES	GP	Min	W-L-OT	SO	GA	SA	SV	GAA	SV%
Cam Ward	2	120	1-1-0	0	6	57	51	3.00	.895

KINGS	GP	Min	W-L-OT	SO	GA	SA	SV	GAA	SV%
Jonathan Quick	2	100	1-1-0	1	4	61	57	2.40	.934
Jhonas Enroth	1	18	0-0-0	0	0	8	8	0.00	1.000

ALL-TIME SEASON SERIES RECORDS

YEAR	OVERALL	HOME	ROAD	YEAR	OVERALL	HOME	ROAD	YEAR	OVERALL	HOME	ROAD
1979-80	2-1-1	2-0-0	0-1-1	1991-92	1-0-2	1-0-1	0-0-1	2003-04	1-0-0-0	1-0-0-0	0-0-0-0
1980-81	0-3-1	0-1-1	0-2-0	1992-93	0-2-0	0-1-0	0-1-0	2005-06	1-0-0	0-0-0	1-0-0
1981-82	2-0-1	1-0-1	1-0-0	1993-94	0-2-0	0-1-0	0-1-0	2006-07	1-0-0	1-0-0	0-0-0
1982-83	1-2-0	0-1-0	1-1-0	1994-95	Did Not Play Western Conf. Teams			2007-08	Did Not Play Pacific Div. Teams		
1983-84	2-1-0	1-1-0	1-0-0	1995-96	2-0-0	1-0-0	1-0-0	2008-09	0-0-1	0-0-0	0-0-1
1984-85	0-2-1	0-1-0	0-1-1	1996-97	0-2-0	0-1-0	0-1-0	2009-10	0-1-0	0-1-0	0-0-0
1985-86	2-1-0	1-1-0	1-0-0	1997-98	1-0-1	0-0-1	1-0-0	2010-11	0-1-0	0-0-0	0-1-0
1986-87	1-2-0	1-0-0	0-2-0	1998-99	1-1-0	0-1-0	1-0-0	2011-12	1-0-0	1-0-0	0-0-0
1987-88	3-0-0	2-0-0	1-0-0	1999-00	1-0-0-0	0-0-0-0	1-0-0-0	2012-13	Did Not Play Western Conf. Teams		
1988-89	1-2-0	1-0-0	0-2-0	2000-01	0-2-0-0	0-1-0-0	0-1-0-0	2013-14	0-1-1	0-0-1	0-1-0
1989-90	2-1-0	1-1-0	1-0-0	2001-02	1-1-0-0	1-0-0-0	0-1-0-0	2014-15	1-1-0	1-0-0	0-1-0
1990-91	1-2-0	1-0-0	0-2-0	2002-03	0-1-1-0	0-0-1-0	0-1-0-0	2015-16	1-1-0	1-0-0	0-1-0

ALL-TIME SEASON GAME RESULTS (*Overtime **Shootout)

10/19/1979	W	6-3	LA	11/5/1983	W	2-1	LA	1/14/1989	L	6-9	at LA	1/25/1996	W	8-2	LA	11/8/2003	W	3-2*	LA
12/12/1979	L	4-7	at LA	12/30/1983	L	3-9	LA	1/21/1989	W	5-4	LA	1/31/1996	W	6-4	at LA	12/8/2005	W	3-2	at LA
2/6/1980	W	7-3	LA	1/31/1985	L	3-5	at LA	11/4/1989	W	6-3	LA	11/2/1996	L	2-3	LA	2/13/2007	W	2-1	LA
3/29/1980	T	2-2	at LA	2/23/1985	L	1-2	LA	12/13/1989	L	2-5	LA	1/30/1997	L	3-5	at LA	10/17/2008	OT	3-4*	at LA
12/2/1980	L	2-5	at LA	3/13/1985	T	3-3*	at LA	1/13/1990	W	6-3	at LA	10/7/1997	T	3-3*	LA	11/11/2009	L	2-5	LA
12/13/1980	T	5-5	LA	11/2/1985	L	1-8	LA	10/19/1990	L	2-5	at LA	3/5/1998	W	2-1	at LA	10/20/2010	L	3-4	at LA
1/7/1981	L	3-5	at LA	11/27/1985	W	9-0	at LA	1/8/1991	L	3-4*	at LA	10/25/1998	L	2-3	LA	2/4/2012	W	2-1	LA
1/14/1981	L	4-5	LA	3/22/1986	W	6-3	LA	1/16/1991	W	4-3	LA	11/14/1998	W	5-3	at LA	10/11/2013	OT	1-2**	LA
12/19/1981	T	5-5	LA	11/8/1986	L	3-4	at LA	10/30/1991	T	4-4*	LA	3/2/2000	W	5-2	at LA	3/1/2014	L	1-3	at LA
2/2/1982	W	5-3	at LA	2/14/1987	L	2-5	at LA	2/6/1992	T	5-5*	at LA	1/20/2001	L	3-6	LA	11/2/2014	W	3-2	LA
3/7/1982	W	7-6	LA	3/22/1987	W	6-3	LA	3/11/1992	W	4-0	LA	2/8/2001	L	2-4	at LA	11/20/2014	L	2-3	at LA
10/23/1982	W	5-3	at LA	12/12/1987	W	3-2	LA	10/31/1992	L	1-7	LA	10/28/2001	W	3-2*	LA	10/23/2015	L	0-3	at LA
1/20/1983	L	3-4	at LA	1/16/1988	W	4-3	at LA	12/5/1992	L	3-7	at LA	2/7/2002	L	1-2	at LA	11/22/2015	W	4-3	LA
2/15/1983	L	2-5	LA	3/9/1988	W	5-4	LA	1/12/1994	L	4-6	at LA	2/7/2003	L	2-8	at LA				
10/25/1983	W	8-5	at LA	11/10/1988	L	2-7	at LA	3/2/1994	L	1-4	LA	3/15/2003	T	0-0*	LA				



MINNESOTA WILD

2016-17 SCHEDULE

3/16/17 at CAR 7 p.m.
 4/4/17 at MIN 8 p.m.

HURRICANES vs. MINNESOTA

ALL-TIME: GP: 20 8-6-6 GF: 51 GA: 52
 at home: GP: 8 5-1-2 GF: 16 GA: 15
 on road: GP: 12 3-5-4 GF: 35 GA: 37
 in overtime: GP: 8 2-3-3

Owner/Governor Craig Leipold
 Executive vice president/General manager Chuck Fletcher
 Head coach Bruce Boudreau
 Assistant coaches Scott Stevens, John Anderson, Darby Hendrickson
 Goaltending coach Bob Mason
 Director of media relations Aaron Sickman
 Media relations coordinator Carly Peters
 General office 615/602-6000

Inaugural season 2000-01
 Stanley Cup titles None
 Home ice Xcel Energy Center (2000)
 Building capacity 18,064
 2015-16 record 38-33-11
 AHL affiliate Iowa Wild

SERIES RECORDS

Winning streak 4 11/15/2009-3/17/2012
 Losing streak 2 2/14/2015-3/6/2015
 Unbeaten streak 4 11/15/2009-3/17/2012
 Goals scored 7 10/24/2001 (W, 7-3)
 Goals allowed 6 2/14/2015 (L, 3-6)
 Goals, both teams 10 10/24/2001 (W, 7-3)
 Current CAR streak 2 OT / Winless in 6 straight games
 Current MIN streak 6 wins

LAST TRANSACTION

11/28/2010 MIN claimed Patrick O'Sullivan on waivers.

2015-16 SERIES RECAP

WILD WIN SEASON SERIES: 2-0-0 (HURRICANES 0-0-2)

At CAROLINA HURRICANES	Attend	Goaltenders	Winning Goal	At MINNESOTA WILD	Attend	Goaltenders	Winning Goal
12 Nov '15 Hurricanes 2 Wild 3 (OT)	9,511	Ward vs. Dubnyk	Jason Zucker	19 Mar '16 Hurricanes 2 Wild 3 (SO)	19,044	Ward vs. Dubnyk	(Zach Parise)

SERIES STATISTICS

HURRICANES SPECIALTY TEAMS				WILD SPECIALTY TEAMS				HURRICANES LEADING SCORER				WILD LEADING SCORER											
Power Play.....	1-5	20.0%	Penalty Killing.....	2-2	100.0%	Power Play.....	0-2	0.0%	Penalty Killing.....	4-5	80.0%	GP	G	A	TP	+/-	PM	GP	G	A	TP	+/-	PM
Joakim Nordstrom	2	0	2	2	0	0	0	0	Jason Zucker	2	3	0	3	3	0								

GOALTENDING

HURRICANES	GP	Min	W-L-OT	SO	GA	SA	SV	GAA	SV%	WILD	GP	Min	W-L-OT	SO	GA	SA	SV	GAA	SV%
Cam Ward	2	128	0-0-2	0	5	53	48	2.33	.906	Devan Dubnyk	2	129	2-0-0	0	4	72	68	1.86	.944

ALL-TIME SEASON SERIES RECORDS

YEAR	OVERALL	HOME	ROAD	YEAR	OVERALL	HOME	ROAD	YEAR	OVERALL	HOME	ROAD
2000-01	0-0-1-0	0-0-0-0	0-0-1-0	2006-07	0-1-0	0-0-0	0-1-0	2011-12	1-0-0	0-0-0	1-0-0
2001-02	2-0-0-0	1-0-0-0	1-0-0-0	2007-08	1-0-0	1-0-0	0-0-0	2012-13	Did Not Play Western Conf. Teams		
2002-03	1-1-0-0	1-0-0-0	0-1-0-0	2008-09	0-1-0	0-0-0	0-1-0	2013-14	0-1-1	0-0-1	0-1-0
2003-04	0-0-1-0	0-0-0-0	0-0-1-0	2009-10	1-0-1	1-0-0	0-0-1	2014-15	0-2-0	0-1-0	0-1-0
2005-06	Did Not Play Northwest Div. Teams			2010-11	2-0-0	1-0-0	1-0-0	2015-16	0-0-2	0-0-1	0-0-1

ALL-TIME SEASON GAME RESULTS (*Overtime **Shootout)

(p) Games played at Hartwall Arena in Helsinki, Finland, as part of 2010 Compuware NHL Premiere

12/13/2000 T 1-1* at MIN	2/29/2004 T 3-3* at MIN	11/15/2009 W 5-4** MIN	11/9/2013 OT 2-3** MIN
10/24/2001 W 7-3 at MIN	2/10/2007 L 4-5 at MIN	10/7/2010(p) W 4-3 at MIN	2/14/2015 L 3-6 at MIN
1/15/2002 W 2-0 MIN	3/6/2008 W 3-2 MIN	10/8/2010(p) W 2-1** MIN	3/6/2015 L 1-3 MIN
12/15/2002 L 1-2 at MIN	12/23/2008 L 2-3 at MIN	3/17/2012 W 5-3 at MIN	11/12/2015 OT 2-3* MIN
3/7/2003 W 1-0 MIN	10/24/2009 OT 2-3* at MIN	10/24/2013 L 1-3 at MIN	3/19/2016 OT 2-3** at MIN



NASHVILLE PREDATORS

2016-17 SCHEDULE

11/5/16 at NSH 8 p.m.
 3/18/17 at CAR 7 p.m.

HURRICANES vs. NASHVILLE

ALL-TIME: GP: 23 8-11-3-1 GF: 52 GA: 61
 at home: GP: 11 6-1-3-1 GF: 29 GA: 25
 on road: GP: 12 2-10-0 GF: 23 GA: 36
 in overtime: GP: 5 1-3-1

Chairman/Governor Thomas Cigarran
 President of hockey operations/General manager David Poile
 Head coach Peter Laviolette
 Assistant coach Phil Housley, Kevin McCarthy
 Goaltending coach Ben Vanderklok
 Director of communications Kevin Wilson
 Manager of communications Brian Verdi
 Corporate communications coordinator Natalie Aronson
 General office 615/770-2300

Inaugural season 1998-99
 Stanley Cup titles None
 Home ice Bridgestone Arena (1996)
 Building capacity 17,113
 2015-16 record 41-27-14
 AHL affiliate Milwaukee Admirals

2015-16 SERIES RECAP

PREDATORS WIN SEASON SERIES: 2-0-0 (HURRICANES: 0-1-1)

At CAROLINA HURRICANES
 02 Jan '16 Hurricanes 1 Predators 2 (OT) 12,149 Lack vs. Rinne Mattias Ekholm

SERIES STATISTICS

HURRICANES SPECIALTY TEAMS		PREDATORS SPECIALTY TEAMS	
Power Play.....	0-6 0.0%	Power Play.....	1-7 14.3%
Penalty Killing.....	6-7 85.7%	Penalty Killing.....	6-6 100.0%

GOALTENDING

HURRICANES	GP	Min	W-L-OT	SO	GA	SA	SV	GAA	SV%
Cam Ward	1	58	0-1-0	0	2	25	23	2.06	.920
Eddie Lack	1	63	0-0-1	0	2	21	19	1.90	.905

ALL-TIME SEASON SERIES RECORDS

YEAR	OVERALL	HOME	ROAD	YEAR	OVERALL	HOME	ROAD	YEAR	OVERALL	HOME	ROAD
1998-99	1-1-0	1-0-0	0-1-0	2005-06	1-0-0	1-0-0	0-0-0	2011-12	1-1-0	1-0-0	0-1-0
1999-00	1-1-0-0	1-0-0-0	0-1-0-0	2006-07	Did Not Play Central Div. Teams			2012-13	Did Not Play Western Conf. Teams		
2000-01	0-2-0-0	0-1-0-0	0-1-0-0	2007-08	0-1-0	0-0-0	0-1-0	2013-14	2-0-0	1-0-0	1-0-0
2001-02	0-0-1-0	0-0-1-0	0-0-0-0	2008-09	0-1-0	0-0-0	0-1-0	2014-15	1-1-0	1-0-0	0-1-0
2002-03	1-0-0-0	0-0-0-0	1-0-0-0	2009-10	0-1-0	0-0-0	0-1-0	2015-16	0-1-1	0-0-1	0-1-0
2003-04	0-0-0-1	0-0-0-1	0-0-0-0	2010-11	0-1-1	0-0-1	0-1-0				

ALL-TIME SEASON GAME RESULTS (*Overtime **Shootout)

10/13/1998 L 2-3 at NSH	1/23/2002 T 2-2* NSH	1/7/2010 L 2-4 at NSH	1/5/2014 W 2-1 NSH
1/2/1999 W 4-1 NSH	12/3/2002 W 2-1 at NSH	11/20/2010 OT 1-2** NSH	12/2/2014 W 2-1 NSH
12/28/1999 L 2-3 at NSH	12/3/2003 OTL 1-2* NSH	12/04/2010 L 2-5 at NSH	1/6/2015 L 2-3 at NSH
3/29/2000 W 3-1 NSH	1/13/2006 W 5-4* NSH	1/7/2012 L 2-5 at NSH	10/8/2015 L 1-2 at NSH
10/14/2000 L 1-2 at NSH	2/5/2008 L 0-1 at NSH	2/28/2012 W 4-3 NSH	1/2/2016 OT 1-2* NSH
11/26/2000 L 4-7 NSH	11/23/2008 L 2-5 at NSH	12/5/2013 W 5-2 at NSH	

SERIES RECORDS

Winning streak 4 2/28/2012-12/2/2014
 Losing streak 3 Last: 2/5/2008-1/7/2010
 Unbeaten streak 4 2/28/2012-12/2/2014
 Goals scored 5 (2x) Last: 12/5/2013 (W, 5-2)
 Goals allowed 7 11/26/2000 (L, 4-7)
 Goals, both teams 11 11/26/2000 (L, 4-7)
 Current CAR streak 1 OT / Winless in 3 straight games
 Current NSH streak 3 wins

LAST TRANSACTION

3/21/2013 CAR acquired Zach Boychuk on waivers from NSH.

At NASHVILLE PREDATORS	Attend	Goaltenders	Winning Goal
08 Oct '15 Hurricanes 1 Predators 2	17,204	Ward vs. Rinne	Viktor Arvidsson

HURRICANES LEADING SCORERS						PREDATORS LEADING SCORERS							
	GP	G	A	TP	+/-	PM		GP	G	A	TP	+/-	PM
Victor Rask	2	1	0	1	-1	0	Mattias Ekholm	2	1	1	2	1	0
Eric Staal	2	1	0	1	0	0	Ryan Ellis	2	0	2	2	1	0
Justin Faulk	2	0	1	1	-2	0	Seth Jones	2	0	2	2	1	0
Jeff Skinner	2	0	1	1	0	2							
Phillip Di Giuseppe	1	0	1	1	1	2							

PREDATORS	GP	Min	W-L-OT	SO	GA	SA	SV	GAA	SV%
Pekka Rinne	2	123	2-0-0	0	2	54	52	0.97	.963



NEW JERSEY DEVILS

2016-17 SCHEDULE

11/6/16 at CAR 6 p.m.
11/8/16 at NJ 7 p.m.
1/3/17 at CAR 7 p.m.
3/25/17 at NJ 7 p.m.

HURRICANES vs. NEW JERSEY

ALL-TIME:	GP: 133 52-65-15-1 GF: 383 GA: 418
at home:	GP: 67 29-29-9 GF: 193 GA: 200
on road:	GP: 66 23-36-6-1 GF: 190 GA: 218
in overtime:	GP: 22 5-7-10		

Ownership David Blitzer and Joshua Harris
 Executive vice president, general manager Ray Shero
 Head coach John Hynes
 Assistant coaches Geoff Ward, Alain Nasreddine, Ryane Clowe
 Goaltending coach Chris Terreri
 Director, communications/team services Pete Albiets
 Staff assistant, communications James Stolfi
 General office 973/757-6100

SERIES RECORDS

Winning streak	5 12/26/1984-12/21/1985
Losing streak	4 (4x) Last: 11/29/2013-12/8/2014
Unbeaten streak	5 (2x) Last: 12/26/1984-12/21/1985
Goals scored	8 1/27/1989 (W, 8-6)
Goals allowed	8 11/22/1991 (L, 2-8)
Goals, both teams	14 1/27/1989 (W, 8-6)
Current CAR streak 2 wins
Current NJ streak 2 losses

Inaugural season 1974-75 (Kansas City); 1976-1977 (Colorado);
 1982-83 (New Jersey)
 Stanley Cup titles 3 (1995, 2000, 2003)
 Home ice Prudential Center (2007)
 Building capacity 16,514
 2015-16 record 38-36-8
 AHL affiliate Albany Devils

LAST TRANSACTION

3/5/2014 CAR acquired Andrei Loktionov and a conditional draft pick from NJ in exchange for Tuomo Ruutu.

2015-16 SERIES RECAP

HURRICANES WIN SEASON SERIES: 3-2-0

At CAROLINA HURRICANES	Attend	Goaltenders	Winning Goal
27 Mar '16 Hurricanes 3 Devils 2	12,792	Ward vs. Wedgewood	Victor Rask
26 Dec '15 Hurricanes 3 Devils 1	11,654	Ward vs. Schneider	Justin Faulk
03 Dec '15 Hurricanes 1 Devils 5	9,254	Lack vs. Kinkaid	Adam Henrique

At NEW JERSEY DEVILS	Attend	Goaltenders	Winning Goal
01 Mar '16 Hurricanes 3 Devils 1	14,251	Lack vs. Schneider	Joakim Nordstrom
29 Dec '15 Hurricanes 2 Devils 3	16,514	Ward vs. Kinkaid	David Schlemko

SERIES STATISTICS

HURRICANES SPECIALTY TEAMS

Power Play	2-11 18.2%
Penalty Killing	10-11 90.9%

DEVILS SPECIALTY TEAMS

Power Play	1-11 9.1%
Penalty Killing	9-11 81.8%

HURRICANES LEADING SCORERS

	GP	G	A	TP	+/-	PM
Joakim Nordstrom	5	2	1	3	-1	0
Eric Staal	3	2	1	3	0	4
Justin Faulk	4	1	2	3	1	7
Elias Lindholm	5	0	3	3	2	0
Jacob Slavin	4	0	3	3	4	0
Kris Versteeg	3	0	3	3	2	0

DEVILS LEADING SCORERS

	GP	G	A	TP	+/-	PM
Michael Cammalleri	3	2	2	4	2	0
Adam Henrique	5	2	1	3	0	0
Kyle Palmieri	5	2	1	3	2	0
Travis Zajac	5	1	2	3	1	2
Tyler Kennedy	4	0	3	3	0	0

GOALTENDING

HURRICANES	GP	Min	W-L-OT	SO	GA	SA	SV	GAA	SV%
Cam Ward	3	178	2-1-0	0	6	69	63	2.02	.913
Eddie Lack	2	118	1-1-0	0	6	57	51	3.04	.895

DEVILS	GP	Min	W-L-OT	SO	GA	SA	SV	GAA	SV%
Keith Kinkaid	2	119	2-0-0	0	3	59	56	1.51	.949
Cory Schneider	2	117	0-2-0	0	5	43	38	2.56	.884
Scott Wedgewood	1	58	0-1-0	0	3	23	20	3.08	.870

ALL-TIME SEASON SERIES RECORDS

YEAR	OVERALL	HOME	ROAD	YEAR	OVERALL	HOME	ROAD	YEAR	OVERALL	HOME	ROAD
1979-80	2-1-1	1-0-1	1-1-0	1991-92	0-3-0	0-1-0	0-2-0	2003-04	1-3-0-0	0-2-0-0	1-1-0-0
1980-81	2-1-1	2-0-0	0-1-1	1992-93	1-3-0	0-2-0	1-1-0	2005-06	2-1-1	1-0-1	1-1-0
1981-82	0-2-1	0-2-0	0-0-1	1993-94	1-2-1	1-0-1	0-2-0	2006-07	1-2-1	0-2-0	1-0-1
1982-83	2-1-0	1-0-0	1-1-0	1994-95	0-1-2	0-0-1	0-1-1	2007-08	1-3-0	1-1-0	0-2-0
1983-84	1-1-1	1-0-1	0-1-0	1995-96	1-2-1	0-1-1	1-1-0	2008-09	3-1-0	2-0-0	1-1-0
1984-85	3-0-0	1-0-0	2-0-0	1996-97	1-3-0	1-1-0	0-2-0	2009-10	1-3-0	1-1-0	0-2-0
1985-86	2-1-0	1-1-0	1-0-0	1997-98	2-2-0	1-1-0	1-1-0	2010-11	1-2-1	1-1-0	0-1-1
1986-87	1-1-1	0-0-1	1-1-0	1998-99	1-4-0	1-2-0	0-2-0	2011-12	1-3-0	1-1-0	0-2-0
1987-88	1-1-1	1-0-1	0-1-0	1999-00	2-2-0-0	1-1-0-0	1-1-0-0	2012-13	2-1-0	1-1-0	1-0-0
1988-89	2-1-0	1-0-0	1-1-0	2000-01	1-1-1-1	1-0-1-0	1-0-1-0	2013-14	1-3-0	0-2-0	1-1-0
1989-90	2-1-0	1-1-0	1-0-0	2001-02	1-2-1-0	0-2-0-0	1-0-1-0	2014-15	2-2-0	1-1-0	1-1-0
1990-91	2-1-0	1-0-0	1-1-0	2002-03	2-2-0-0	1-1-0-0	1-1-0-0	2015-16	3-2-0	2-1-0	1-1-0

ALL-TIME SEASON GAME RESULTS (*Overtime **Shootout)

11/6/1979	W 7-2	at NJ (COL)	1/12/1987	L 5-7	at NJ	12/28/1993	L 2-4	at NJ	10/29/1999	L 2-4	NJ	4/11/2006	OT 3-4*	NJ	12/26/2011	W 4-2	NJ
12/15/1979	L 5-6	at NJ (COL)	2/18/1987	W 6-3	at NJ	2/26/1994	T 1-1*	NJ	1/17/2000	L 2-5	at NJ	10/26/2006	L 0-4	NJ	3/31/2012	L 0-5	NJ
2/8/1980	T 4-4	NJ (COL)	3/1/1987	T 5-5*	NJ	3/10/1994	L 0-4	at NJ	1/28/2000	W 4-3*	NJ	11/7/2006	OT 2-3**	at NJ	2/12/2013	W 4-2	at NJ
3/15/1980	W 4-1	NJ (COL)	10/14/1987	L 1-3	at NJ	1/22/1995	T 2-2*	NJ	3/21/2000	W 5-0	at NJ	3/15/2007	L 2-3	NJ	3/9/2013	W 6-3	NJ
10/22/1980	W 3-0	NJ (COL)	10/17/1987	W 4-3*	NJ	3/16/1995	T 2-2*	at NJ	10/27/2000	T 3-3*	NJ	3/17/2007	W 7-2	at NJ	3/21/2013	L 1-4	NJ
11/6/1980	T 3-3	at NJ (COL)	1/2/1988	T 1-1*	NJ	4/16/1995	L 2-3	at NJ	11/18/2000	OTL 2-3*	at NJ	1/10/2008	L 1-4	NJ	11/27/2013	W 4-3	at NJ
1/28/1981	W 6-3	NJ (COL)	10/28/1988	L 3-5	at NJ	11/14/1995	L 0-1	at NJ	2/23/2001	W 3-2	NJ	2/9/2008	L 1-6	at NJ	2/29/2013	L 1-3	at NJ
3/3/1981	L 4-5	at NJ (COL)	10/29/1988	W 3-0	NJ	1/27/1996	T 4-4*	NJ	3/2/2001	L 3-7	at NJ	2/18/2008	L 1-5	at NJ	3/8/2014	L 4-5	at NJ
12/12/1981	L 2-4	NJ (COL)	1/27/1989	W 8-6	at NJ	4/4/1996	W 1-0	at NJ	1/5/2002	L 1-2	NJ	2/26/2008	W 2-1*	NJ	4/5/2014	L 1-3	NJ
2/5/1982	T 4-4	at NJ (COL)	10/14/1989	L 2-3	NJ	4/6/1996	L 3-6	NJ	1/19/2002	T 3-3*	at NJ	1/6/2009	W 3-2	NJ	12/8/2014	L 1-2	NJ
3/14/1982	L 3-4	NJ (COL)	10/26/1989	W 7-3	at NJ	10/19/1996	W 6-2	NJ	3/23/2002	W 4-2	at NJ	3/18/2009	W 4-2	NJ	12/23/2014	W 2-1**	at NJ
12/3/1982	L 4-5	NJ (COL)	12/9/1989	W 7-3	NJ	2/12/1997	L 2-3	NJ	4/3/2002	L 2-3	NJ	3/28/2009	W 2-1	at NJ	12/21/2015	L 1-3	at NJ
1/15/1983	W 2-1	NJ	11/15/1990	W 4-2	at NJ	2/13/1997	L 0-4	at NJ	10/19/2002	W 3-1	NJ	4/11/2009	L 2-3	at NJ	3/28/2015	W 3-1	NJ
3/10/1983	W 3-0	at NJ	3/16/1991	W 6-2	NJ	3/13/1997	L 0-6	at NJ	10/29/2002	W 2-1	at NJ	10/17/2009	L 0-2	at NJ	12/3/2015	L 1-5	NJ
11/2/1983	W 5-4	NJ	3/27/1991	L 3-4*	at NJ	10/10/1997	W 2-1	NJ	1/17/2003	L 1-2	NJ	12/9/2009	L 2-4	at NJ	12/26/2015	W 3-1	NJ
1/17/1984	T 3-3*	NJ	11/22/1991	L 2-8	at NJ	2/28/1998	L 3-4	at NJ	1/18/2003	L 2-5	at NJ	2/13/2010	W 5-2	NJ	12/29/2015	L 2-3	at NJ
2/16/1984	L 5-6*	at NJ	12/19/1991	L 1-4	NJ	3/12/1998	L 0-2	NJ	10/11/2003	L 1-2	NJ	4/3/2010	L 0-4	NJ	3/1/2016	W 3-1	at NJ
12/26/1984	W 5-3	NJ	2/15/1992	L 1-4	at NJ	4/1/1998	W 4-0	at NJ	1/21/2004	W 2-1	at NJ	1/1/2011	W 6-3	NJ	3/27/2016	W 3-2	NJ
2/14/1985	W 4-0	at NJ	10/20/1992	W 5-4	at NJ	11/19/1998	L 2-3*	at NJ	2/14/2004	L 1-4	at NJ	2/8/2011	OT 2-3*	at NJ			
3/1/1985	W 4-1	at NJ	10/28/1992	L 3-4*	NJ	11/22/1998	L 2-5	NJ	3/6/2004	L 1-4	NJ	2/16/2011	L 2-3	at NJ			
10/17/1985	W 4-3*	at NJ	12/27/1992	L 2-6	at NJ	2/3/1999	L 1-4	NJ	10/15/2005	W 6-1	at NJ	2/19/2011	L 1-4	NJ			
12/21/1985	W 7-6	NJ	3/3/1993	L 4-7	NJ	2/13/1999	L 4-6	at NJ	12/17/2005	W 4-1	NJ	10/10/2011	L 2-4	at NJ			
2/9/1986	L 3-6	NJ	12/22/1993	W 6-3	NJ	4/6/1999	W 4-2	NJ	2/3/2006	L 0-3	at NJ	11/8/2011	L 2-3	at NJ			



NEW YORK ISLANDERS

2016-17 SCHEDULE

1/14/17 at CAR 7 p.m.
2/4/17 at NYI 7 p.m.
3/13/17 at NYI 7:30 p.m.
3/14/17 at CAR 7 p.m.
4/6/17 at CAR 7 p.m.

HURRICANES vs. NY ISLANDERS

ALL-TIME: GP: 132	67-47-16-2	GF: 430	GA: 398
at home: GP: 66	33-24-8-1	GF: 231	GA: 210
on road: GP: 66	34-23-8-1	GF: 199	GA: 188
in overtime: GP: 22	6-8-8		

Co-Owners Jon Ledecky, Scott Malkin, Charles B. Wang, Dewey Shay
 President, General manager, Alternate governor Garth Snow
 Head coach Jack Capuano
 Assistant general manager & assistant coach Doug Weight
 Assistant coaches Greg Cronin, Bob Corkum, Matt Bertani
 Goaltending coach Mike Dunham
 Director of communications Kimber Auerbach
 Communications manager Jesse Eisenberg
 Communications coordinator Kelly Keogh
 General office 516/501-6700

Inaugural season 1972-73
 Stanley Cup titles 4 (1980, 1981, 1982, 1983)
 Home ice Barclays Center (2012)
 Building capacity 15,795
 2015-16 record 45-27-10
 AHL affiliate Bridgeport Sound Tigers

2015-16 SERIES RECAP

HURRICANES WIN SEASON SERIES: 3-1-0 (ISLANDERS: 2-1-1)

At CAROLINA HURRICANES	Attend	Goaltenders	Winning Goal
26 Mar '16 Hurricanes 3 Islanders 4 (OT)	11,636	Lack vs. Berube	Cal Clutterbuck
13 Feb '16 Hurricanes 6 Islanders 3	16,520	Ward, Lack vs. Halak, Greiss	Andrej Nestrasil

At NEW YORK ISLANDERS	Attend	Goaltenders	Winning Goal
29 Mar '16 Hurricanes 1 Islanders 2 (SO)	13,733	Ward vs. Greiss	(Kyle Okposo)
29 Oct '15 Hurricanes 3 Islanders 2 (OT)	11,494	Lack vs. Greiss	Ron Hainsey

SERIES STATISTICS

HURRICANES SPECIALTY TEAMS		ISLANDERS SPECIALTY TEAMS	
Power Play.....1-6.....16.7%	Penalty Killing.....6-9.....66.7%	Power Play.....3-9.....33.3%	Penalty Killing.....5-6.....83.3%

HURRICANES LEADING SCORER					ISLANDERS LEADING SCORER				
Jordan Staal	GP	G	A	TP +/-	Nick Leddy	GP	G	A	TP +/-
	4	0	4	2 0		4	1	4	5 -5 0

GOALTENDING

HURRICANES	GP	Min	W-L-OT	SO	GA	SA	SV	GAA	SV%
Cam Ward	2	103	1-0-1	0	3	47	44	1.75	.936
Eddie Lack	3	149	1-0-1	0	7	60	53	2.81	.883

ISLANDERS	GP	Min	W-L-OT	SO	GA	SA	SV	GAA	SV%
Thomas Greiss	3	147	1-0-1	0	4	59	55	1.63	.932
Jean-Francois Berube	1	65	1-0-0	0	3	36	33	2.78	.917
Jaroslav Halak	1	40	0-1-0	0	6	28	22	9.00	.786

ALL-TIME SEASON SERIES RECORDS

YEAR	OVERALL	HOME	ROAD	YEAR	OVERALL	HOME	ROAD	YEAR	OVERALL	HOME	ROAD
1979-80	1-3-0	1-1-0	0-2-0	1991-92	1-2-0	1-1-0	0-1-0	2003-04	2-2-0-0	0-2-0-0	2-0-0-0
1980-81	0-2-2	0-0-2	0-2-0	1992-93	1-2-1	1-1-0	0-1-1	2005-06	3-1-0	2-0-0	1-1-0
1981-82	0-2-1	0-1-1	0-1-0	1993-94	2-1-1	1-0-1	1-1-0	2006-07	2-1-1	2-0-0	0-1-1
1982-83	1-2-0	0-1-0	1-1-0	1994-95	2-1-0	2-0-0	0-1-0	2007-08	2-2-0	0-2-0	2-0-0
1983-84	2-1-0	2-0-0	0-1-0	1995-96	3-0-1	2-0-0	1-0-1	2008-09	4-0-0	2-0-0	2-0-0
1984-85	1-1-1	0-1-0	1-0-1	1996-97	1-2-1	0-1-1	1-1-0	2009-10	2-0-2	1-0-1	1-0-1
1985-86	1-2-0	0-2-0	1-0-0	1997-98	2-2-0	1-1-0	1-1-0	2010-11	4-0-0	2-0-0	2-0-0
1986-87	2-1-0	1-0-0	1-1-0	1998-99	5-0-0	2-0-0	3-0-0	2011-12	0-2-2	0-1-1	0-1-1
1987-88	1-2-0	1-1-0	0-1-0	1999-00	3-1-0-0	1-1-0-0	2-0-0-0	2012-13	3-0-0	1-0-0	2-0-0
1988-89	2-1-0	1-0-0	1-1-0	2000-01	3-1-0-0	2-0-0-0	1-1-0-0	2013-14	3-1-0	1-1-0	2-0-0
1989-90	2-1-0	1-1-0	1-0-0	2001-02	1-1-0-2	0-1-0-1	1-0-0-1	2014-15	1-3-0	0-2-0	1-1-0
1990-91	0-2-1	0-1-0	0-1-1	2002-03	2-2-0-0	1-1-0-0	1-1-0-0	2015-16	2-0-2	1-0-1	1-0-1

ALL-TIME SEASON GAME RESULTS (*Overtime **Shootout)

10/20/1979 L 1-6 at NYI	11/5/1986 W 3-2 NYI	1/1/1994 W 4-3 at NYI	10/30/1999 W 4-0 at NYI	1/19/2006 W 4-3 NYI	1/31/2012 L 2-5 NYI
10/26/1979 L 1-2 NYI	11/22/1986 W 6-3 at NYI	1/8/1994 W 6-0 at NYI	11/10/1999 L 0-2 NYI	10/21/2006 OT 3-4* at NYI	2/18/2012 L 3-4 at NYI
1/26/1980 L 2-3 at NYI	1/31/1987 L 2-4 at NYI	4/6/1994 T 3-3* NYI	2/8/2000 W 4-3 at NYI	11/22/2006 L 2-4 at NYI	2/11/2013 W 6-4 at NYI
2/3/1980 W 5-3 NYI	1/21/1988 W 4-3 NYI	3/7/1995 L 1-3 at NYI	3/26/2000 W 4-1 NYI	12/22/2006 W 5-1 NYI	2/24/2013 W 4-2 at NYI
10/19/1980 T 3-3 NYI	2/20/1988 L 0-3 at NYI	3/14/1995 W 6-4 NYI	12/19/2000 L 1-2 at NYI	1/6/2007 W 4-2 NYI	4/23/2013 W 4-3** NYI
11/20/1980 L 0-5 at NYI	2/21/1988 L 2-7 NYI	3/25/1995 W 5-1 NYI	1/7/2001 W 5-2 NYI	10/27/2007 W 8-3 at NYI	10/19/2013 W 4-3 at NYI
12/27/1980 T 5-5 NYI	2/4/1989 L 3-5 at NYI	12/6/1995 W 7-4 NYI	3/1/2001 W 3-1 at NYI	12/31/2007 L 1-4 NYI	11/7/2013 W 1-0 NYI
1/3/1981 L 1-8 at NYI	2/28/1989 W 3-1 at NYI	12/16/1995 T 3-3* at NYI	3/18/2001 W 2-1 NYI	1/21/2008 W 3-2* at NYI	1/4/2014 W 3-2 at NYI
10/29/1981 T 6-6 NYI	3/14/1989 W 8-2 NYI	1/17/1996 W 6-3 at NYI	10/17/2001 L 0-4 NYI	1/22/2008 L 3-6 NYI	3/25/2014 L 4-5 NYI
2/14/1982 L 1-9 NYI	12/6/1989 L 3-4 NYI	10/17/1996 W 3-1 at NYI	10/18/2001 OTL 1-2* at NYI	10/25/2008 W 4-3 at NYI	10/10/2014 L 3-5 NYI
3/27/1982 L 4-5 at NYI	1/23/1990 W 4-2 NYI	10/17/1996 W 3-1 at NYI	10/26/2001 OTL 2-3* NYI	2/19/2009 W 6-2 at NYI	10/11/2014 L 3-4 at NYI
12/26/1982 L 2-3 NYI	3/6/1990 W 4-2 at NYI	10/30/1996 T 2-2* NYI	4/8/2002 W 2-1 at NYI	3/20/2009 W 5-4 NYI	2/17/2015 L 1-4 NYI
1/18/1983 L 1-8 at NYI	12/20/1990 L 2-4 at NYI	1/24/1997 L 2-5 NYI	10/22/2002 W 4-1 at NYI	4/7/2009 W 9-0 NYI	2/28/2015 W 5-3 at NYI
2/12/1983 W 4-2 at NYI	1/29/1991 L 1-8 NYI	4/11/1997 L 4-6 at NYI	10/30/2002 W 4-2 NYI	10/21/2009 OT 3-4** at NYI	10/29/2015 W 3-2* at NYI
11/15/1983 L 4-6 at NYI	2/3/1991 T 1-1* at NYI	11/7/1997 L 2-3 NYI	12/28/2002 L 0-3 at NYI	11/13/2009 OT 3-4* NYI	2/13/2016 W 6-3 NYI
1/5/1984 W 4-2 NYI	12/17/1991 L 2-4 NYI	12/3/1997 W 5-3 NYI	4/6/2003 L 1-2 NYI	1/28/2010 W 4-1 NYI	3/26/2016 OT 3-4* NYI
3/18/1984 W 5-4 NYI	12/29/1991 W 6-4 NYI	1/10/1998 W 2-1* at NYI	11/26/2003 W 2-0 at NYI	2/6/2010 W 3-1 at NYI	3/29/2016 OT 1-2** at NYI
12/8/1984 W 4-3 at NYI	1/9/1992 L 1-2 at NYI	1/30/1998 L 0-2 at NYI	1/23/2004 L 2-3 NYI	11/3/2010 W 7-2 NYI	
12/21/1984 L 0-1 NYI	10/24/1992 L 2-4 at NYI	11/5/1998 W 6-3 at NYI	3/27/2004 W 3-2 at NYI	1/26/2011 W 4-2 at NYI	
2/16/1985 T 4-4* at NYI	2/28/1993 L 6-7* NYI	11/28/1998 W 3-1 at NYI	4/2/2004 L 4-6 NYI	3/18/2011 W 3-2* NYI	
12/23/1985 L 3-6 NYI	4/13/1993 T 3-3* at NYI	2/21/1999 W 4-1 NYI	10/8/2005 L 2-3 at NYI	4/2/2011 W 4-2 at NYI	
12/26/1985 W 4-3 at NYI	4/14/1993 W 5-4* NYI	3/24/1999 W 2-1 NYI	1/6/2006 W 4-1 NYI	1/3/2012 OT 3-4** NYI	
3/13/1986 L 2-3 NYI	11/6/1993 L 3-5 at NYI	4/10/1999 W 6-1 at NYI	1/7/2006 W 3-0 at NYI	1/21/2012 OT 1-2* at NYI	



NEW YORK RANGERS

2016-17 SCHEDULE

10/28/16 at CAR 7:30 p.m.
11/29/16 at NYR 7 p.m.
12/3/16 at NYR 1 p.m.
3/9/17 at CAR 7 p.m.

HURRICANES vs. NY RANGERS

ALL-TIME:	GP: 132	52-64-16	GF: 356	GA: 424
at home:	GP: 65	33-25-7	GF: 202	GA: 194
on road:	GP: 67	19-39-9	GF: 154	GA: 230
in overtime:	GP: 20	6-8-6		

Executive chairman, The Madison Square Garden Company James L. Dolan
 General manager Jeff Gorton
 Head coach Alain Vigneault
 Associate coach Scott Arniel
 Assistant coaches Jeff Beukeboom, Darryl Williams
 Assistant coach & goaltending coach Benoit Allaire
 Senior vice president, public relations & player recruitment John Rosasco
 Director, public relations Ryan Nissan
 Manager, public relations Lindsay Hayes
 General office 212/465-6486

SERIES RECORDS

Winning streak 4 1/24/2001-11/2/2001
Losing streak 4 (2x) Last: 11/11/2011-3/13/2012
Unbeaten streak 5 10/11/1984-1/20/1986
Goals scored 8 10/12/1985 (W, 8-2)
Goals allowed 11 2/11/1983 (L, 3-11)
Goals, both teams 14 2/11/1983 (L, 3-11)
Current CAR streak 1	win
Current NYR streak 1	loss

Inaugural season 1926-27
 Stanley Cup titles 4 (1928, 1933, 1940, 1994)
 Home ice Madison Square Garden (1968)
 Building capacity 18,200
 2015-16 record 46-27-9
 AHL affiliate Hartford Wolf Pack

LAST TRANSACTION

6/26/2010 CAR acquired Bobby Sanguinetti in exchange for CAR's 2010 sixth-round pick (157th overall – Jesper Fasth) and WSH's 2011 second-round pick (previously acquired. NYR traded the pick to CGY, 57th overall – Tyler Wotherspoon).

2015-16 SERIES RECAP

RANGERS WIN SEASON SERIES: 3-1-0

At CAROLINA HURRICANES	Attend	Goaltenders	Winning Goal
31 Mar '16 Hurricanes 4 Rangers 3	16,336	Ward vs. Lundqvist	Victor Rask
22 Jan '16 Hurricanes 1 Rangers 4	14,102	Lack vs. Lundqvist	Keith Yandle

At NEW YORK RANGERS	Attend	Goaltenders	Winning Goal
30 Nov '15 Hurricanes 3 Rangers 4	18,006	Ward vs. Lundqvist	Derick Brassard
10 Nov '15 Hurricanes 0 Rangers 3	18,006	Ward vs. Lundqvist	Jesper Fast

SERIES STATISTICS

HURRICANES SPECIALTY TEAMS		RANGERS SPECIALTY TEAMS	
Power Play 1-12 8.3%	Power Play 3-10 30.0%
Penalty Killing 7-10 70.0%	Penalty Killing 11-12 91.7%

HURRICANES LEADING SCORER

GP	G	A	TP	+/-	PM	
Jeff Skinner	4	1	2	3	-3	0

RANGERS LEADING SCORER

GP	G	A	TP	+/-	PM	
Keith Yandle	4	1	3	4	2	0

GOALTENDING

HURRICANES	GP	Min	W-L-OT	SO	GA	SA	SV	GAA	SV%
Cam Ward	3	179	1-2-0	0	10	72	62	3.36	.861
Eddie Lack	1	60	0-1-0	0	4	32	28	4.00	.875

RANGERS	GP	Min	W-L-OT	SO	GA	SA	SV	GAA	SV%
Henrik Lundqvist	4	238	3-1-0	1	8	128	120	2.02	.938

ALL-TIME SEASON SERIES RECORDS

YEAR	OVERALL	HOME	ROAD	YEAR	OVERALL	HOME	ROAD	YEAR	OVERALL	HOME	ROAD
1979-80	1-2-1	1-1-0	0-1-1	1991-92	1-2-0	1-1-0	0-1-0	2003-04	2-1-1-0	2-0-0-0	0-1-1-0
1980-81	1-3-0	1-1-0	0-2-0	1992-93	1-1-1	0-0-1	1-1-0	2005-06	3-1-0	2-0-0	1-1-0
1981-82	1-1-1	0-1-1	1-0-0	1993-94	1-3-0	1-1-0	0-2-0	2006-07	1-2-1	1-1-0	0-1-1
1982-83	1-2-0	1-0-0	0-2-0	1994-95	1-2-0	0-1-0	1-1-0	2007-08	2-2-0	1-1-0	1-1-0
1983-84	2-1-0	2-0-0	0-1-0	1995-96	2-1-1	1-1-0	1-0-1	2008-09	2-1-1	2-0-0	0-1-1
1984-85	1-0-2	0-0-1	1-0-1	1996-97	2-2-0	2-0-0	0-2-0	2009-10	2-2-0	0-2-0	2-0-0
1985-86	2-1-0	1-1-0	1-0-0	1997-98	1-3-0	1-1-0	0-2-0	2010-11	2-0-2	1-0-1	1-0-1
1986-87	3-0-0	1-0-0	2-0-0	1998-99	3-2-0	1-1-0	2-1-0	2011-12	0-4-0	0-2-0	0-2-0
1987-88	1-2-0	1-1-0	0-1-0	1999-00	1-3-0-0	1-1-0-0	0-2-0-0	2012-13	0-1-2	0-1-1	0-0-1
1988-89	2-1-0	1-0-0	1-1-0	2000-01	3-1-0-0	1-1-0-0	2-0-0-0	2013-14	1-3-0	1-1-0	0-2-0
1989-90	1-2-0	1-1-0	0-1-0	2001-02	3-1-0-0	2-0-0-0	1-1-0-0	2014-15	0-2-3	0-0-2	0-2-1
1990-91	1-2-0	1-0-0	0-2-0	2002-03	0-4-0-0	0-2-0-0	0-2-0-0	2015-16	1-3-0	1-1-0	0-2-0

ALL-TIME SEASON GAME RESULTS (*Overtime **Shootout)

10/28/1979	T 2-2	at NYR	12/21/1986	W 4-3*	at NYR	2/19/1994	W 4-2	NYR	1/9/2000	W 1-0	NYR	11/15/2006	W 2-1	NYR	3/13/2012	L 2-4	at NYR
12/7/1979	L 4-7	NYR	3/18/1987	W 5-3	at NYR	3/16/1994	L 0-4	at NYR	1/18/2000	L 2-3	at NYR	11/21/2006	L 0-4	at NYR	3/18/2013	OT 1-2**	at NYR
1/7/1980	L 2-5	at NYR	4/4/1987	W 5-3	NYR	2/24/1995	W 2-1	at NYR	1/20/2000	L 1-4	NYR	2/15/2007	L 1-4	NYR	4/6/2013	L 1-4	NYR
2/18/1980	W 6-4	NYR	10/10/1987	L 2-6	NYR	3/1/1995	L 2-5	at NYR	12/27/2000	W 4-3	NYR	3/11/2007	L 1-2**	at NYR	4/25/2013	OT 3-4*	NYR
11/16/1980	L 3-7	at NYR	3/5/1988	W 3-1	NYR	4/20/1995	L 2-3	at NYR	1/22/2001	L 2-5	NYR	12/3/2007	W 4-0	at NYR	11/2/2013	L 1-5	at NYR
2/22/1981	W 6-5	NYR	3/20/1988	L 1-2	at NYR	10/7/1995	W 2-0	NYR	1/24/2001	W 3-2	at NYR	12/26/2007	L 2-4	at NYR	3/7/2014	L 2-4	NYR
3/14/1981	L 2-6	at NYR	10/12/1988	W 4-3	at NYR	10/16/1995	W 7-5	at NYR	4/4/2001	W 3-1	at NYR	1/29/2008	W 3-1	NYR	3/11/2014	W 3-1	NYR
3/21/1981	L 4-6	NYR	12/8/1988	W 5-4	NYR	11/11/1995	L 1-4	NYR	10/5/2001	W 3-1	NYR	2/28/2008	L 2-4	NYR	4/8/2014	L 1-4	at NYR
12/6/1981	W 5-3	at NYR	1/2/1989	L 4-5	at NYR	12/22/1995	T 3-3*	at NYR	11/2/2001	W 3-2	NYR	12/13/2008	OT 2-3**	at NYR	10/16/2014	OT 1-2**	at NYR
2/13/1982	L 2-3	NYR	10/19/1989	L 3-7	at NYR	12/16/1996	L 2-5	at NYR	11/29/2001	L 0-5	at NYR	1/27/2009	L 2-3	at NYR	12/20/2014	OT 2-3**	NYR
4/3/1982	T 3-3	NYR	11/18/1989	L 2-3	NYR	2/5/1997	L 2-5	at NYR	12/10/2001	W 4-3*	at NYR	3/9/2009	W 3-0	NYR	12/21/2014	L 0-1	at NYR
12/1/1982	L 1-6	at NYR	3/3/1990	W 6-4	NYR	2/21/1997	W 7-2	NYR	10/9/2002	L 1-4	NYR	4/2/2009	W 4-2	NYR	1/31/2015	L 1-4	at NYR
12/4/1982	W 5-2	at NYR	10/16/1990	W 5-4	NYR	3/29/1997	W 2-1	NYR	11/25/2002	L 1-3	at NYR	12/21/2009	L 1-3	NYR	3/21/2015	OT 2-3**	at NYR
2/23/1983	L 3-11	at NYR	1/13/1991	L 3-4	at NYR	10/20/1997	L 2-4	at NYR	12/31/2002	L 0-2	NYR	12/31/2009	L 1-2	NYR	11/10/2015	L 0-3	at NYR
11/26/1983	W 4-3*	NYR	2/15/1991	L 3-5	at NYR	11/21/1997	L 3-4	NYR	1/8/2003	L 1-5	at NYR	1/2/2010	W 2-1*	at NYR	11/30/2015	L 3-4	at NYR
3/31/1984	W 5-3	NYR	10/12/1991	W 5-2	NYR	1/6/1998	L 2-4	at NYR	10/18/2003	T 2-2*	at NYR	1/27/2010	W 5-1	at NYR	1/22/2016	L 1-4	NYR
4/1/1984	L 0-2	at NYR	12/14/1991	L 2-6	NYR	3/26/1998	W 4-1	NYR	10/30/2003	L 1-4	at NYR	10/29/2010	W 4-3	at NYR	3/31/2016	W 4-3	NYR
10/11/1984	T 4-4*	at NYR	3/1/1992	L 4-9	at NYR	10/30/1998	L 0-1	at NYR	11/6/2003	W 6-3	NYR	1/5/2011	OT 1-2*	at NYR			
2/9/1985	T 2-2*	NYR	10/12/1992	L 2-6	at NYR	12/23/1998	W 1-0	at NYR	1/8/2004	W 3-2	NYR	1/20/2011	W 4-1	NYR			
2/21/1985	W 4-3*	at NYR	12/19/1992	T 4-4*	NYR	12/26/1998	L 3-6	NYR	11/17/2005	W 5-1	NYR	2/22/2011	OT 3-4**	NYR			
10/12/1985	W 8-2	NYR	4/5/1993	W 5-4	at NYR	1/28/1999	W 3-2*	NYR	11/19/2005	L 3-4	at NYR	11/11/2011	L 1-5	at NYR			
1/20/1986	W 5-0	at NYR	10/30/1993	L 1-4	NYR	2/12/1999	W 3-1	at NYR	3/6/2006	W 2-1	at NYR	12/1/2011	L 3-5	NYR			
2/1/1986	L 1-3	NYR	12/15/1993	L 2-5	at NYR	10/8/1999	L 1-3	at NYR	3/14/2006	W 5-3	NYR	3/1/2012	L 2-3	NYR			



OTTAWA SENATORS

2016-17 SCHEDULE

11/1/16..... at OTT7:30 p.m.
 11/26/16..... at OTT 7 p.m.
 2/24/17..... at CAR.....7:30 p.m.

HURRICANES vs. OTTAWA

ALL-TIME:..... GP: 96..... 51-33-12..... GF: 267..... GA: 248
 at home:..... GP: 47..... 30-11-6..... GF: 141..... GA: 109
 on road:..... GP: 49..... 21-22-6..... GF: 127..... GA: 139
 in overtime:..... GP: 20..... 8-4-8

Owner/Governor/Chairman Eugene Melnyk
 General manager Pierre Dorion
 Head coach Guy Boucher
 Associate coach Marc Crawford
 Assistant coach Rob Cookson
 Goaltending coach Pierre Groulx
 Senior director, communications Brian Morris
 Manager, communications Chris Moore
 General office 613/599-0250

Inaugural season 1992-93
 Stanley Cup titles None
 Home ice Canadian Tire Centre (1996)
 Building capacity 19,153
 2015-16 record 38-35-9
 AHL affiliate Binghamton Senators

2015-16 SERIES RECAP

SEASON SERIES TIED: (HURRICANES: 2-1-0) (SENATORS: 1-0-2)

At CAROLINA HURRICANES Attend Goaltenders Winning Goal
 08 Mar '16 Hurricanes 4 Senators 3 (SO) 10,743 Ward vs. Hammond (Jacob Slavin)
 07 Nov '15 Hurricanes 3 Senators 2 (OT) 10,005 Ward vs. Hammond Jordan Staal

SERIES STATISTICS

HURRICANES SPECIALTY TEAMS				SENATORS SPECIALTY TEAMS			
Power Play.....	2-7	28.6%	Penalty Killing.....	6-7	85.7%		

GOALTENDING

HURRICANES	GP	Min	W-L-OT	SO	GA	SA	SV	GAA	SV%
Cam Ward	2	124	2-0-0	0	5	45	40	2.43	.889
Eddie Lack	1	57	0-1-0	0	3	21	18	3.15	.857

SERIES RECORDS

Winning streak 6 4/3/1993-12/26/1993
 Losing streak 3 (5x) Last: 11/28/2006-2/28/2007
 Unbeaten streak 11 4/3/1993-4/12/1995
 Goals scored 7 (2x) Last: 11/17/2010 (W, 7-1)
 Goals allowed 6 (5x) Last: 12/12/2007 (L, 0-6)
 Goals, both teams 11 3/18/2003 (L, 5-6)
 Current CAR streak 1 win
 Current OTT streak 1 OT / Points in 4 straight games

LAST TRANSACTION

2/12/2010 CAR acquired Alexandre Picard and OTT's 2010 second-round pick (traded to EDM on 6/26/2010 for Riley Nash – 46th overall – Martin Marincin) in exchange for Matt Cullen.

At OTTAWA SENATORS	Attend	Goaltenders	Winning Goal
18 Feb '16 Hurricanes 2 Senators 4	16,994	Lack vs. Anderson	Cody Ceci

HURRICANES LEADING SCORER

	GP	G	A	TP	+/-	PM
Jeff Skinner	3	3	0	3	2	0
Jordan Staal	3	2	1	3	1	0
Victor Rask	3	0	3	3	2	0

SENATORS LEADING SCORER

	GP	G	A	TP	+/-	PM
Mark Stone	3	2	1	3	0	0

SENATORS	GP	Min	W-L-OT	SO	GA	SA	SV	GAA	SV%
Craig Anderson	1	60	1-0-0	0	2	32	30	2.00	.938
Andrew Hammond	2	128	0-0-2	0	6	83	77	2.82	.928

ALL-TIME SEASON SERIES RECORDS

YEAR	OVERALL	HOME	ROAD	YEAR	OVERALL	HOME	ROAD	YEAR	OVERALL	HOME	ROAD
1992-93	6-1-0	3-0-0	3-1-0	2000-01	3-1-0-0	1-1-0-0	2-0-0-0	2009-10	2-1-1	2-0-0	0-1-1
1993-94	4-0-1	2-0-0	2-0-1	2001-02	0-3-1-0	0-2-0-0	0-1-1-0	2010-11	3-1-0	2-0-0	1-1-0
1994-95	4-0-0	2-0-0	2-0-0	2002-03	0-3-1-0	0-1-1-0	0-2-0-0	2011-12	2-1-1	1-0-1	1-1-0
1995-96	3-1-1	2-1-0	1-0-1	2003-04	1-2-1-0	0-1-1-0	1-1-0-0	2012-13	2-1-0	1-0-0	1-1-0
1996-97	2-2-1	2-0-0	0-2-1	2005-06	2-2-0	1-1-0	1-1-0	2013-14	2-0-1	2-0-0	0-0-1
1997-98	4-2-0	3-0-0	1-2-0	2006-07	1-3-0	0-2-0	1-1-0	2014-15	2-0-1	0-0-1	2-0-0
1998-99	1-1-2	0-0-2	1-1-0	2007-08	2-2-0	1-1-0	1-1-0	2015-16	2-1-0	2-0-0	0-1-0
1999-00	1-3-0-0	1-1-0-0	0-2-0-0	2008-09	2-2-0	2-0-0	0-2-0				

ALL-TIME SEASON GAME RESULTS (*Overtime **Shootout)

10/14/1992	W	4-1	OTT	3/22/1996	T	1-1*	at OTT	11/12/2000	W	4-0	OTT	11/4/2006	W	3-2	at OTT	10/25/2011	OT	2-3**	OTT
10/22/1992	W	5-1	at OTT	11/23/1996	T	3-3*	at OTT	11/16/2000	W	1-0	at OTT	11/28/2006	L	1-4	OTT	11/27/2011	L	3-4	at OTT
11/19/1992	W	4-2	at OTT	12/28/1996	W	3-2	OTT	12/3/2000	L	0-2	OTT	2/27/2007	L	2-4	OTT	12/23/2011	W	2-1*	OTT
12/9/1992	W	6-2	OTT	2/15/1997	W	2-1	OTT	4/1/2001	W	3-2*	at OTT	2/28/2007	L	0-2	at OTT	4/3/2012	W	2-1	at OTT
1/28/1993	L	2-5	at OTT	2/16/1997	L	2-4	at OTT	10/9/2001	L	2-6	OTT	10/11/2007	W	5-3	at OTT	2/1/2013	W	1-0	OTT
4/3/1993	W	7-3	OTT	4/9/1997	L	4-5	at OTT	11/15/2001	T	1-1*	at OTT	12/12/2007	L	0-6	OTT	2/7/2013	W	3-2*	at OTT
4/7/1993	W	6-1	at OTT	10/4/1997	L	2-3	at OTT	12/18/2001	L	1-5	OTT	1/17/2008	L	1-5	at OTT	4/16/2013	L	2-3	at OTT
11/10/1993	W	4-3*	OTT	11/9/1997	W	4-1	OTT	4/2/2002	L	3-4	at OTT	3/16/2008	W	5-1	OTT	11/24/2013	W	4-1	OTT
11/29/1993	W	4-2	at OTT	12/16/1997	W	2-1	OTT	10/23/2002	L	1-4	at OTT	11/7/2008	W	2-1	OTT	1/25/2014	W	6-3	OTT
12/23/1993	W	2-1	at OTT	12/18/1997	L	2-3	at OTT	11/19/2002	T	4-4*	OTT	1/13/2009	L	1-5	at OTT	3/31/2014	OT	1-2**	at OTT
12/26/1993	W	3-2*	OTT	1/5/1998	W	4-1	OTT	12/7/2002	L	2-5	at OTT	2/24/2009	L	2-4	at OTT	1/17/2015	W	3-2*	at OTT
1/27/1994	T	1-1*	at OTT	1/22/1998	W	4-2	at OTT	3/18/2003	L	5-6	OTT	3/25/2009	W	2-1	OTT	2/16/2015	W	6-3	at OTT
1/25/1995	W	4-1	OTT	10/24/1998	W	3-1	at OTT	11/20/2003	L	1-6	at OTT	12/12/2009	L	2-4	at OTT	3/17/2015	OT	1-2*	OTT
2/1/1995	W	2-1	at OTT	12/18/1998	L	1-5	at OTT	1/11/2004	T	2-2*	OTT	1/10/2010	W	4-1	OTT	11/7/2015	W	3-2*	OTT
2/28/1995	W	6-3	at OTT	1/4/1999	T	4-4*	OTT	1/20/2004	L	1-3	OTT	3/4/2010	W	4-1	OTT	2/18/2016	L	2-4	at OTT
4/12/1995	W	4-2	OTT	4/17/1999	T	1-1*	OTT	3/20/2004	W	3-2*	at OTT	4/1/2010	OT	3-4**	at OTT	3/8/2016	W	4-3**	OTT
11/2/1995	L	0-5	OTT	11/17/1999	W	2-1	OTT	10/24/2005	W	3-2	OTT	10/14/2010	L	2-3	at OTT				
11/4/1995	W	5-4	at OTT	12/23/1999	L	3-4	at OTT	11/15/2005	W	2-1	at OTT	11/17/2010	W	7-1	OTT				
11/15/1995	W	3-2	OTT	1/4/2000	L	1-2	OTT	11/29/2005	L	3-5	OTT	12/29/2010	W	4-0	at OTT				
1/5/1996	W	4-2	OTT	2/15/2000	L	1-5	at OTT	12/28/2005	L	2-6	at OTT	3/22/2011	W	4-3	OTT				



PHILADELPHIA FLYERS

2016-17 SCHEDULE

10/22/16at PHI7 p.m.
10/30/16at CAR5 p.m.
1/31/17at CAR7 p.m.
3/19/17at PHI7:30 p.m.
4/9/17at PHI7 p.m.

HURRICANES vs. PHILADELPHIA

ALL-TIME:	GP: 131	39-65-24-3	GF: 347	GA: 465
at home:	GP: 66	22-30-13-1	GF: 193	GA: 226
on road:	GP: 65	17-35-11-2	GF: 164	GA: 239
in overtime:	GP: 35	6-14-15		

PresidentPaul Holmgren
Executive vice president & general managerRon Hextall
Head coachDave Hakstol
Assistant coachesGord Murphy, Joe Mullen, Ian Laperriere
Goaltending coachKim Dillabaugh
Senior director of communicationsZack Hill
Director of public relationsJoe Silville
Manager of broadcasting & media servicesBrian Smith
General office215/465-4500

SERIES RECORDS

Winning streak612/22/1990-4/15/1992
Losing streak5 (2x)Last: 1/24/1993-11/18/1993
Unbeaten streak612/22/1990-4/15/1992
Goals scored92/25/1984 (W, 9-7)
Goals allowed8 (2x)Last: 11/11/2010 (L, 1-8)
Goals, both teams1612/25/1984 (W, 9-7)
Current CAR streak1 win / Points in 8 straight games	
Current PHI streak1 loss	

Inaugural season1967-68
Stanley Cup titles2 (1974, 1975)
Home iceWells Fargo Center (1996)
Building capacity19,538
2015-16 record41-27-14
AHL affiliateLehigh Valley Phantoms

LAST TRANSACTION

1/13/2013 CAR acquired Luke Pither from PHI in exchange for Brian Boucher and Mark Alt.

2015-16 SERIES RECAP

FLYERS WIN SEASON SERIES: 3-1-0 (HURRICANES: 1-0-3)

At CAROLINA HURRICANES	Attend	Goaltenders	Winning Goal
23 Feb '16 Hurricanes 3 Flyers 1	10,896	Ward vs. Neuvirth	Jordan Staal
14 Nov '15 Hurricanes 2 Flyers 3 (OT)	13,758	Ward vs. Mason	Jakub Voracek

At PHILADELPHIA FLYERS	Attend	Goaltenders	Winning Goal
15 Dec '15 Hurricanes 3 Flyers 4 (OT)	18,205	Lack vs. Neuvirth	Shayne Gostisbehere
23 Nov '15 Hurricanes 2 Flyers 3 (OT)	18,636	Lack vs. Neuvirth	Shayne Gostisbehere

SERIES STATISTICS

HURRICANES SPECIALTY TEAMS		FLYERS SPECIALTY TEAMS	
Power Play2-15 13.3%	Power Play2-10 20.0%
Penalty Killing8-10 80.0%	Penalty Killing13-15 86.7%

HURRICANES LEADING SCORERS

	GP	G	A	TP	+/-	PM
Jeff Skinner	4	3	0	3	-2	0
Elias Lindholm	4	1	2	3	2	2
Brett Pesce	4	1	2	3	0	2
Eric Staal	4	1	2	3	4	0
Justin Faulk	4	0	3	3	-4	4

FLYERS LEADING SCORERS

	GP	G	A	TP	+/-	PM
Jakub Voracek	4	2	5	7	3	0
Shayne Gostisbehere	4	2	2	4	2	0
Claude Giroux	3	1	3	4	3	2
Sean Couturier	4	1	2	3	2	2

GOALTENDING

HURRICANES	GP	Min	W-L-OT	SO	GA	SA	SV	GAA	SV%
Cam Ward	2	121	1-0-1	0	4	56	52	1.99	.929
Eddie Lack	2	122	0-0-2	0	7	67	60	3.45	.896


FLYERS	GP	Min	W-L-OT	SO	GA	SA	SV	GAA	SV%
Michal Neuvirth	3	180	2-1-0	0	8	83	75	2.67	.904
Steve Mason	1	60	1-0-0	0	2	21	19	1.99	.905

ALL-TIME SEASON SERIES RECORDS

YEAR	OVERALL	HOME	ROAD	YEAR	OVERALL	HOME	ROAD	YEAR	OVERALL	HOME	ROAD
1979-80	0-2-2	0-0-2	0-2-0	1991-92	3-0-0	1-0-0	2-0-0	2003-04	0-2-2-0	0-1-1-0	0-1-1-0
1980-81	0-3-1	0-2-0	0-1-1	1992-93	0-3-0	0-2-0	0-1-0	2005-06	2-0-2	1-0-1	1-0-1
1981-82	0-3-0	0-1-0	0-2-0	1993-94	1-3-0	0-2-0	1-1-0	2006-07	2-2-0	1-1-0	1-1-0
1982-83	1-2-0	1-1-0	0-1-0	1994-95	1-2-0	1-1-0	0-1-0	2007-08	1-2-1	0-2-0	1-0-1
1983-84	2-1-0	1-0-0	1-1-0	1995-96	0-3-1	0-1-1	0-2-0	2008-09	1-1-2	0-1-1	1-0-1
1984-85	0-2-1	0-1-1	0-1-0	1996-97	0-3-1	0-2-0	0-1-1	2009-10	0-3-1	0-1-1	0-2-0
1985-86	0-3-0	0-1-0	0-2-0	1997-98	1-2-1	0-1-1	1-1-0	2010-11	1-3-0	1-1-0	0-2-0
1986-87	2-1-0	1-1-0	1-0-0	1998-99	0-2-2	0-1-1	0-1-1	2011-12	1-3-0	0-2-0	1-1-0
1987-88	1-2-0	1-0-0	0-2-0	1999-00	2-2-0-0	1-1-0-0	1-1-0-0	2012-13	0-2-1	0-1-0	0-1-1
1988-89	1-1-1	1-0-1	0-1-0	2000-01	1-2-0-1	1-1-0-0	0-1-0-1	2013-14	4-0-0	2-0-0	2-0-0
1989-90	2-1-0	1-0-0	1-1-0	2001-02	1-2-0-1	1-1-0-0	0-1-0-1	2014-15	4-1-0	3-0-0	1-1-0
1990-91	3-0-0	2-0-0	1-0-0	2002-03	0-1-2-1	0-0-1-1	0-1-1-0	2015-16	1-3-0	1-0-1	0-0-2

ALL-TIME SEASON GAME RESULTS (*Overtime **Shootout)

11/27/1979	L	2-6	at PHI	12/3/1987	L	2-5	at PHI	3/25/1996	L	0-3	at PHI	2/15/2003	T	2-2*	at PHI	11/11/2010	L	1-8	PHI
12/23/1979	L	2-4	at PHI	2/15/1988	L	4-5*	at PHI	12/12/1996	L	2-3	at PHI	3/13/2003	L	3-5	at PHI	2/10/2011	L	1-2	at PHI
12/26/1979	T	4-4	PHI	10/22/1988	W	8-6	PHI	12/14/1996	L	0-4	PHI	10/25/2003	T	4-4*	at PHI	2/18/2011	W	3-2	PHI
3/21/1980	T	5-5	PHI	12/23/1988	L	4-5	at PHI	2/19/1997	T	2-2*	at PHI	11/18/2003	T	2-2*	PHI	10/29/2011	L	1-5	at PHI
10/26/1980	L	1-6	at PHI	3/12/1989	T	3-3*	PHI	3/2/1997	L	2-5	PHI	11/28/2003	L	2-4	at PHI	11/14/2011	L	3-5	PHI
11/8/1980	L	4-5	PHI	11/25/1989	W	5-2	PHI	12/23/1997	L	2-4	at PHI	3/23/2004	L	2-4	PHI	11/21/2011	W	4-2	at PHI
2/8/1981	T	6-6	at PHI	12/14/1989	W	3-2	at PHI	1/8/1998	T	3-3*	PHI	10/28/2005	W	8-6	PHI	1/10/2012	L	1-2	PHI
3/29/1981	L	1-4	PHI	2/1/1990	L	1-2	at PHI	3/28/1998	W	4-2	at PHI	12/29/2005	OT	3-4*	PHI	2/2/2013	L	3-5	at PHI
11/12/1981	L	3-5	at PHI	12/22/1990	W	1-0	PHI	3/29/1998	L	1-3	PHI	1/17/2006	W	4-3**	at PHI	2/9/2013	OT	3-4*	at PHI
3/20/1982	L	2-5	PHI	1/26/1991	W	5-3	PHI	10/17/1998	T	1-1*	PHI	3/8/2006	OT	2-3**	at PHI	4/20/2013	L	3-5	PHI
3/21/1982	L	3-5	at PHI	2/2/1991	W	2-0	at PHI	11/20/1998	L	1-3	PHI	12/19/2006	W	2-1	at PHI	10/6/2013	W	2-1	PHI
12/11/1982	W	7-4	PHI	11/27/1991	W	7-3	at PHI	1/9/1999	L	0-2	at PHI	12/31/2006	L	2-5	PHI	11/5/2013	W	2-1*	PHI
1/8/1983	L	4-7	PHI	4/12/1992	W	4-2	PHI	3/30/1999	T	3-3*	at PHI	2/22/2007	W	3-2*	PHI	1/22/2014	W	3-2	at PHI
1/9/1983	L	4-8	at PHI	4/15/1992	W	4-3*	at PHI	10/7/1999	W	2-0	at PHI	3/28/2007	L	1-5	at PHI	4/13/2014	W	6-5**	at PHI
11/6/1983	L	2-4	at PHI	1/24/1993	L	4-5*	at PHI	11/11/1999	L	1-4	at PHI	10/20/2007	OT	2-3*	at PHI	12/13/2014	L	1-5	at PHI
12/4/1983	W	6-5	at PHI	2/24/1993	L	2-5	PHI	11/11/2000	L	3-4	PHI	11/21/2007	L	3-6	PHI	1/2/2015	W	2-1	PHI
2/25/1984	W	9-7	PHI	4/16/1993	L	4-5*	PHI	4/2/2000	W	1-0	PHI	11/28/2007	L	1-3	PHI	2/24/2015	W	4-1	PHI
11/15/1984	L	1-6	at PHI	10/9/1993	L	2-5	PHI	11/30/2000	W	2-0	PHI	12/15/2007	W	6-5**	at PHI	4/4/2015	W	3-2**	PHI
11/24/1984	T	4-4*	PHI	11/18/1993	L	3-6	at PHI	12/23/2000	OTL	1-2*	at PHI	11/26/2008	L	1-3	PHI	4/9/2015	W	3-1	at PHI
2/26/1985	L	2-3	PHI	3/19/1994	W	5-3	at PHI	1/27/2001	L	3-4	PHI	11/28/2008	W	3-2*	at PHI	11/14/2015	OT	2-3*	PHI
10/24/1985	L	0-3	at PHI	4/2/1994	L	5-6	PHI	2/19/2001	L	0-4	at PHI	12/6/2008	OT	1-2*	PHI	11/23/2015	OT	2-3*	at PHI
11/16/1985	L	2-5	PHI	1/26/1995	L	2-3	at PHI	12/21/2001	OTL	3-4*	at PHI	12/11/2008	OT	5-6**	at PHI	12/15/2015	OT	3-4*	at PHI
11/21/1985	L	0-3	at PHI	3/22/1995	W	4-3	PHI	1/6/2002	L	3-4	PHI	10/21/2009	L	0-2	PHI	2/23/2016	W	3-1	PHI
10/18/1986	L	3-6	PHI	4/28/1995	L	3-4	PHI	1/27/2002	L	2-4	at PHI	10/31/2009	L	1-6	at PHI				
12/4/1986	W	2-1	at PHI	11/5/1995	L	1-6	at PHI	3/28/2002	W	4-1	PHI	12/26/2009	OT	3-4**	PHI				
3/7/1987	W	5-3	PHI	11/18/1995	L	2-4	PHI	11/5/2002	OTL	1-2*	PHI	1/23/2010	L	2-4	at PHI				
10/31/1987	W	7-4	PHI	12/23/1995	T	3-3*	PHI	11/15/2002	T	1-1*	PHI	11/1/2010	L	2-3	at PHI				



PITTSBURGH PENGUINS

2016-17 SCHEDULE

12/28/16at PIT7 p.m.
1/20/17at CAR7 p.m.
2/21/17at CAR7 p.m.
4/2/17at PIT5 p.m.

HURRICANES vs. PITTSBURGH

ALL-TIME:	GP: 138	60-60-17-1	GF: 471	GA: 486
at home:	GP: 70	34-28-8	GF: 244	GA: 233
on road:	GP: 68	26-32-9-1	GF: 227	GA: 253
in overtime:	GP: 26	6-8-12		

Co-owner/Chairman Mario Lemieux
 Executive vice president and General manager Jim Rutherford
 Head coach Mike Sullivan
 Assistant coaches Rick Tocchet, Jacques Martin
 Goaltending coach Mike Bales
 Vice president, communications Tom McMillan
 Senior director of communications Jennifer Bullano Ridgley
 Manager of communications Jason Seidling
 General office 412/642-1300

Inaugural season 1967-68
 Stanley Cup titles 4 (1991, 1992, 2009, 2016)
 Home ice CONSOL Energy Center (2010)
 Building capacity 18,387
 2015-16 record 48-26-8
 AHL affiliate Wilkes-Barre/Scranton Penguins

2015-16 SERIES RECAP

PENGUINS WIN SEASON SERIES: 3-1-1 (HURRICANES: 2-2-1)

At CAROLINA HURRICANES	Attend	Goaltenders	Winning Goal
12 Feb '16 Hurricanes 1 Penguins 2 (SO)	15,783	Ward vs. Fleury	(Kris Letang)
12 Jan '16 Hurricanes 3 Penguins 2 (OT)	13,012	Ward vs. Fleury	Jeff Skinner

At PITTSBURGH PENGUINS	Attend	Goaltenders	Winning Goal
17 Mar '16 Hurricanes 2 Penguins 4	18,455	Lack vs. Murray	Sidney Crosby
17 Jan '16 Hurricanes 0 Penguins 5	18,528	Lack vs. Fleury	Olli Maatta
19 Dec '15 Hurricanes 2 Penguins 1	18,590	Ward vs. Murray	John-Michael Liles

SERIES STATISTICS

HURRICANES SPECIALTY TEAMS		PENGUINS SPECIALTY TEAMS	
Power Play.....	3-19 15.8%	Power Play.....	2-12 16.7%
Penalty Killing.....	10-12 83.3%	Penalty Killing.....	16-19 84.2%

GOALTENDING

HURRICANES	GP	Min	W-L-OT	SO	GA	SA	SV	GAA	SV%
Cam Ward	3	188	2-0-1	0	4	89	85	1.28	.955
Eddie Lack	2	120	0-2-0	0	9	80	71	4.50	.888

HURRICANES LEADING SCORER

	GP	G	A	TP	+/-	PM
Elias Lindholm	5	0	3	3	0	2

PENGUINS LEADING SCORERS

	GP	G	A	TP	+/-	PM
Sidney Crosby	5	4	3	7	2	2


PENGUINS	GP	Min	W-L-OT	SO	GA	SA	SV	GAA	SV%
Marc-Andre Fleury	3	188	2-0-1	1	4	73	69	1.28	.945
Matthew Murray	2	119	1-1-0	0	4	59	55	2.02	.932

ALL-TIME SEASON SERIES RECORDS

YEAR	OVERALL	HOME	ROAD	YEAR	OVERALL	HOME	ROAD	YEAR	OVERALL	HOME	ROAD
1979-80	2-1-1	2-0-0	0-1-1	1991-92	2-0-1	0-0-1	2-0-0	2003-04	2-0-1-1	2-0-0-0	0-0-1-1
1980-81	2-2-0	1-1-0	1-1-0	1992-93	0-3-0	0-2-0	0-1-0	2005-06	3-1-0	1-1-0	2-0-0
1981-82	0-2-1	0-1-0	0-1-1	1993-94	1-4-0	1-2-0	0-2-0	2006-07	3-1-0	2-0-0	1-1-0
1982-83	0-3-0	0-2-0	0-1-0	1994-95	2-2-0	1-1-0	1-1-0	2007-08	2-1-1	2-0-0	0-1-1
1983-84	1-2-0	0-1-0	1-1-0	1995-96	2-3-1	2-0-1	0-3-0	2008-09	2-2-0	1-1-0	1-1-0
1984-85	2-1-0	2-0-0	0-1-0	1996-97	1-2-2	1-2-0	0-0-2	2009-10	3-0-1	1-0-1	2-0-0
1985-86	2-1-0	1-0-0	1-1-0	1997-98	0-6-0	0-3-0	0-3-0	2010-11	1-2-1	1-1-0	0-1-1
1986-87	3-0-0	2-0-0	1-0-0	1998-99	1-2-1	0-1-1	1-1-0	2011-12	1-2-1	1-1-0	0-1-1
1987-88	1-2-0	1-0-0	0-2-0	1999-00	2-2-0-0	1-1-0-0	1-1-0-0	2012-13	1-2-0	1-1-0	0-1-0
1988-89	2-1-0	1-1-0	1-0-0	2000-01	3-1-0-0	1-1-0-0	2-0-0-0	2013-14	1-2-1	0-1-1	1-1-0
1989-90	2-0-1	1-0-0	1-0-1	2001-02	2-0-2-0	0-0-2-0	2-0-0-0	2014-15	2-2-0	1-1-0	1-1-0
1990-91	2-1-0	1-1-0	1-0-0	2002-03	2-2-0-0	1-1-0-0	1-1-0-0	2015-16	2-2-1	1-0-1	1-2-0

ALL-TIME SEASON GAME RESULTS (*Overtime **Shootout)

10/13/1979	T	3-3	at PIT	10/28/1986	W	5-2	PIT	1/2/1994	W	7-2	PIT	4/16/1998	L	1-4	PIT	12/18/2003	W	2-1*	PIT	11/19/2010	OT	4-5**	at PIT
11/30/1979	W	7-5	PIT	2/3/1987	W	8-6	at PIT	2/17/1994	L	4-6	at PIT	12/4/1998	T	3-3*	PIT	3/19/2004	OTL	3-4*	at PIT	1/22/2011	L	2-3	at PIT
1/17/1980	W	7-1	PIT	3/28/1987	W	5-4	PIT	3/13/1994	L	2-3	PIT	1/7/1999	L	2-4	at PIT	10/7/2005	W	3-2**	PIT	2/25/2011	W	4-1	PIT
4/2/1980	L	4-6	at PIT	1/9/1988	W	5-4*	PIT	2/16/1995	L	2-5	at PIT	1/26/1999	W	5-3	at PIT	10/29/2005	W	5-3	at PIT	11/12/2011	W	5-3	PIT
10/15/1980	W	5-2	at PIT	2/6/1988	L	4-5	at PIT	2/18/1995	W	4-2	PIT	3/10/1999	L	2-3*	PIT	2/10/2006	L	3-4	PIT	12/27/2011	L	2-3	PIT
12/26/1980	W	9-7	PIT	4/3/1988	L	2-4	at PIT	4/5/1995	W	8-4	at PIT	10/23/1999	W	3-2	at PIT	3/4/2006	W	7-5	at PIT	12/27/2011	L	2-4	at PIT
2/19/1981	L	2-6	at PIT	12/26/1988	L	3-4*	PIT	4/23/1995	L	2-4	PIT	11/27/1999	W	5-3	PIT	10/14/2006	W	5-1	at PIT	1/17/2012	OT	1-2**	at PIT
4/5/1981	L	4-5	PIT	2/26/1989	W	8-6	PIT	10/20/1995	T	2-2*	PIT	12/15/1999	L	3-6	PIT	11/11/2006	W	6-2	PIT	2/28/2013	W	4-1	PIT
1/2/1982	L	4-9	at PIT	3/30/1989	W	9-5	at PIT	12/9/1995	L	0-6	at PIT	4/3/2000	L	2-3	at PIT	1/2/2007	L	0-3	at PIT	4/9/2013	L	3-5	PIT
1/3/1982	L	4-6	PIT	12/19/1989	W	8-4	at PIT	12/28/1995	L	4-9	at PIT	10/18/2000	W	3-2	at PIT	3/2/2007	W	3-2	PIT	4/27/2013	L	3-8	at PIT
2/10/1982	T	3-3	at PIT	3/25/1990	W	4-2	PIT	2/23/1996	L	4-5	at PIT	11/22/2000	W	3-1	at PIT	10/5/2007	W	4-1	PIT	10/8/2013	L	2-5	at PIT
11/17/1982	L	3-4	at PIT	3/27/1990	T	3-3*	at PIT	3/13/1996	W	3-2	PIT	3/23/2001	W	5-3	PIT	10/19/2007	OT	3-4**	at PIT	10/28/2013	L	1-3	PIT
12/21/1982	L	2-3	PIT	11/29/1990	W	6-4	at PIT	4/8/1996	W	5-4	PIT	4/8/2001	L	4-6	PIT	2/2/2008	L	1-4	at PIT	12/27/2013	OT	3-4*	PIT
3/12/1983	L	2-7	PIT	12/8/1990	W	3-1	PIT	10/8/1996	W	7-3	PIT	11/6/2001	T	2-2*	PIT	2/14/2008	W	4-2	PIT	4/1/2014	W	4-1	at PIT
10/15/1983	W	6-4	at PIT	3/9/1991	L	2-5	PIT	11/22/1996	L	1-7	PIT	12/16/2001	W	7-0	at PIT	10/23/2008	L	1-4	at PIT	11/28/2014	W	4-2	at PIT
12/13/1983	L	2-3	at PIT	11/2/1991	W	6-5	at PIT	12/3/1996	T	4-4*	at PIT	2/5/2002	T	3-3*	PIT	12/4/2008	L	2-5	PIT	11/29/2014	L	2-3	PIT
3/17/1984	L	2-4	PIT	2/27/1992	W	8-4	at PIT	1/15/1997	L	0-3	PIT	3/7/2002	W	3-1	at PIT	1/20/2009	W	2-1	at PIT	12/31/2014	L	1-2	at PIT
11/22/1984	W	9-3	PIT	3/22/1992	T	2-2*	PIT	4/3/1997	T	5-5*	at PIT	11/9/2002	W	3-2	PIT	4/4/2009	W	3-2*	PIT	3/26/2015	W	5-2	PIT
12/28/1984	L	0-4	at PIT	10/17/1992	L	3-7	PIT	10/3/1997	L	3-4	PIT	1/15/2003	L	0-2	PIT	10/14/2009	OT	2-3**	PIT				
3/17/1985	W	4-3	PIT	2/21/1993	L	3-4	PIT	10/11/1997	L	1-4	at PIT	3/6/2003	W	4-0	at PIT	12/7/2009	W	3-2	at PIT				
10/29/1985	W	4-3	at PIT	4/1/1993	L	2-10	at PIT	11/26/1997	L	2-3	at PIT	4/2/2003	L	2-3	at PIT	3/11/2010	W	4-3*	at PIT				
12/14/1985	W	5-4	PIT	10/16/1993	L	3-5	at PIT	11/23/1997	L	2-3	at PIT	10/22/2003	T	1-1*	at PIT	3/20/2010	W	3-2*	at PIT				
3/1/1986	L	1-5	at PIT	12/4/1993	L	6-7*	PIT	1/12/1998	L	1-4	PIT	11/29/2003	W	4-3	PIT	10/30/2010	L	0-3	PIT				



SAN JOSE SHARKS

2016-17 SCHEDULE

11/15/16.....at CAR.....7 p.m.
 12/10/16.....at SJ.....10:30 p.m.

HURRICANES vs. SAN JOSE

ALL-TIME:.....GP: 34.....18-16-0.....GF: 106.....GA: 111
 at home:.....GP: 17.....10-7-0.....GF: 54.....GA: 41
 on road:.....GP: 17.....8-9-0.....GF: 52.....GA: 70
 in overtime:.....GP: 2.....2-0-0

Ownership.....Sharks Sports & Entertainment
 General manager.....Doug Wilson
 Head coach.....Peter DeBoer
 Assistant coaches.....Bob Boughner, Steve Spott
 Assistant coach / goaltending coach.....Johan Hedberg
 Vice president of media relations and broadcast.....Scott Emmert
 Media relations manager.....Ben Guerrero
 Media relations coordinator.....Nick Carrillo
 General office.....408/287-7070

SERIES RECORDS

Winning streak.....4.....10/19/2010-3/4/2014
 Losing streak.....2 (5x).....Last: 2/10/2002-2/5/2003
 Unbeaten streak.....4.....10/19/2010-3/4/2014
 Goals scored.....7 (2x).....Last: 11/7/1995 (W, 7-3)
 Goals allowed.....8 (2x).....Last: 1/30/1996 (L, 2-8)
 Goals, both teams.....12.....12/3/1992 (W, 7-5)
 Current CAR streak.....1 win
 Current SJ streak.....1 loss

Inaugural season.....1991-92
 Stanley Cup titles.....None
 Home ice.....SAP Center at San Jose (1993)
 Building capacity.....17,562
 2015-16 record.....46-30-6
 AHL affiliate.....San Jose Barracuda

LAST TRANSACTION

2/18/2011 CAR acquired Derek Joslin in exchange for future considerations. CAR then acquired SJ's 2012 second-round pick (47th overall – Brock McGinn) in exchange for Ian White.

2015-16 SERIES RECAP

SEASON SERIES TIED: 1-1-0

At CAROLINA HURRICANES
 19 Feb '16 Hurricanes 5 Sharks 2
 Attend 11,756
 Goaltenders Ward vs. Jones
 Winning Goal Jeff Skinner

At SAN JOSE SHARKS
 24 Oct '15 Hurricanes 2 Sharks 5
 Attend 15,814
 Goaltenders Ward, Lack vs. Jones
 Winning Goal Joe Pavelski

SERIES STATISTICS

HURRICANES SPECIALTY TEAMS
 Power Play.....2-5.....40.0%
 Penalty Killing.....1-1.....100.0%

SHARKS SPECIALTY TEAMS
 Power Play.....0-1.....0.0%
 Penalty Killing.....3-5.....60.0%

HURRICANES LEADING SCORERS

	GP	G	A	TP	+/-	PM
Jeff Skinner	2	2	0	2	1	0
Riley Nash	2	1	1	2	1	0
Jordan Staal	2	1	1	2	0	2
Noah Hanifin	2	0	2	2	-1	0
Victor Rask	2	0	2	2	-2	0
Kris Versteeg	2	0	2	2	0	2

SHARKS LEADING SCORERS

	GP	G	A	TP	+/-	PM
Joel Ward	2	3	1	4	4	0
Brent Burns	2	1	2	3	-1	0
Tomas Hertl	2	1	1	2	1	2
Patrick Marleau	2	0	2	2	2	0

GOALTENDING

HURRICANES	GP	Min	W-L-OT	SO	GA	SA	SV	GAA	SV%
Cam Ward	2	89	1-0-0	0	2	31	29	1.34	.935
Eddie Lack	1	29	0-1-0	0	4	13	9	8.23	.692

SHARKS	GP	Min	W-L-OT	SO	GA	SA	SV	GAA	SV%
Martin Jones	2	119	1-1-0	0	6	70	64	3.02	.914

ALL-TIME SEASON SERIES RECORDS

YEAR	OVERALL	HOME	ROAD	YEAR	OVERALL	HOME	ROAD	YEAR	OVERALL	HOME	ROAD
1991-92	1-2-0	1-1-0	0-1-0	1999-00	1-0-0-0	0-0-0-0	1-0-0-0	2008-09	1-0-0	0-0-0	1-0-0
1992-93	2-0-0	1-0-0	1-0-0	2000-01	0-2-0-0	0-1-0-0	0-1-0-0	2009-10	0-1-0	0-1-0	0-0-0
1993-94	0-2-0	0-1-0	0-1-0	2001-02	1-1-0-0	1-0-0-0	0-1-0-0	2010-11	1-0-0	0-0-0	1-0-0
1994-95	Did Not Play Western Conf. Teams			2002-03	0-1-0-0	0-0-0-0	0-1-0-0	2011-12	1-0-0	1-0-0	0-0-0
1995-96	1-1-0	1-0-0	0-1-0	2003-04	1-0-0-0	1-0-0-0	0-0-0-0	2012-13	Did Not Play Western Conf. Teams		
1996-97	1-1-0	0-1-0	1-0-0	2005-06	0-1-0	0-0-0	0-1-0	2013-14	2-0-0	1-0-0	1-0-0
1997-98	1-1-0	0-1-0	1-0-0	2006-07	1-0-0	1-0-0	0-0-0	2014-15	1-1-0	0-1-0	1-0-0
1998-99	1-1-0	1-0-0	0-1-0	2007-08	Did Not Play Pacific Div. Teams			2015-16	1-1-0	1-0-0	0-1-0

ALL-TIME SEASON GAME RESULTS (*Overtime **Shootout)

10/23/1991	W	3-0	SJ	11/7/1995	W	7-3	SJ	11/25/1998	W	3-0	SJ	10/28/2003	W	3-0	SJ	12/6/2013	W	5-3	SJ
2/4/1992	L	5-6	at SJ	1/30/1996	L	2-8	at SJ	3/4/2000	W	5-2	at SJ	12/10/2005	L	3-4	at SJ	3/4/2014	W	3-2*	at SJ
3/21/1992	L	4-5	SJ	11/12/1996	W	4-3	at SJ	10/24/2000	L	2-3	SJ	3/24/2007	W	6-4	SJ	11/16/2014	L	0-2	SJ
12/3/1992	W	7-5	at SJ	2/28/1997	L	2-3	SJ	11/4/2000	L	1-4	at SJ	2/5/2009	W	4-3**	at SJ	2/7/2015	W	5-4	at SJ
1/21/1993	W	4-2	SJ	3/2/1998	W	3-1	at SJ	11/9/2001	W	3-2	SJ	11/1/2009	L	1-5	SJ	10/24/2015	L	2-5	at SJ
11/20/1993	L	2-3	SJ	3/14/1998	L	1-2	SJ	2/10/2002	L	0-4	at SJ	10/19/2010	W	5-2	at SJ	2/19/2016	W	5-2	SJ
1/15/1994	L	2-8	at SJ	11/12/1998	L	0-3	at SJ	2/5/2003	L	2-6	at SJ	2/17/2012	W	3-2	SJ				



ST. LOUIS BLUES

2016-17 SCHEDULE

1/5/17 at STL 8 p.m.
 4/8/17 at CAR 7 p.m.

HURRICANES vs. ST. LOUIS

ALL-TIME: GP: 76 28-39-8-1 GF: 217 GA: 246
 at home: GP: 38 16-19-3 GF: 109 GA: 113
 on road: GP: 38 12-20-5-1 GF: 108 GA: 133
 in overtime: GP: 10 1-5-4

Chairman and Governor Tom Stillman
 President of hockey operations and General manager Doug Armstrong
 Head coach Ken Hitchcock
 Associate coach Mike Yeo
 Assistant coaches Ray Bennett, Rick Wilson
 Goaltending coach Jim Corsi
 Senior vice president, marketing & public relations Mike Caruso
 Senior director of media relations & team services Rich Jankowski
 Assistant director of media relations Dan O'Neill
 General office 314/622-2500

Inaugural season 1967-68
 Stanley Cup titles None
 Home ice Scottrade Center (1995)
 Building capacity 19,150
 2015-16 record 49-24-9
 AHL affiliate Chicago Wolves

2015-16 SERIES RECAP

SEASON SERIES TIED: 1-1-0

At CAROLINA HURRICANES Attend Goaltenders Winning Goal
 28 Feb '16 Hurricanes 2 Blues 5 15,128 Ward vs. Allen Kyle Brodziak

At ST. LOUIS BLUES Attend Goaltenders Winning Goal
 14 Jan '16 Hurricanes 4 Blues 1 19,282 Lack vs. Elliott, Binnington Brett Pesce

SERIES STATISTICS

HURRICANES SPECIALTY TEAMS BLUES SPECIALTY TEAMS
 Power Play 1-6 16.7% Power Play 0-6 0.0%
 Penalty Killing 6-6 100.0% Penalty Killing 5-6 83.3%

HURRICANES LEADING SCORER

	GP	G	A	TP	+/-	PM
Jeff Skinner	2	2	2	4	3	0
Ron Hainsey	2	1	2	3	2	2
Victor Rask	2	0	2	2	-1	0

BLUES LEADING SCORERS

	GP	G	A	TP	+/-	PM
Kyle Brodziak	2	1	1	2	1	0
Robby Fabbri	2	1	1	2	2	2
Alex Pietrangolo	2	1	1	2	3	0
Scottie Upshall	2	0	2	2	-1	2

GOALTENDING

HURRICANES	GP	Min	W-L-OT	SO	GA	SA	SV	GAA	SV%
Eddie Lack	1	59	1-0-0	0	1	24	23	1.01	.958
Cam Ward	1	60	0-1-0	0	5	40	35	5.00	.875

BLUES	GP	Min	W-L-OT	SO	GA	SA	SV	GAA	SV%
Jake Allen	1	60	1-0-0	0	2	34	32	2.01	.941
Brian Elliott	1	47	0-1-0	0	3	24	21	3.83	.875
Jordan Binnington	1	13	0-0-0	0	1	4	3	4.69	.750

ALL-TIME SEASON SERIES RECORDS

YEAR	OVERALL	HOME	ROAD	YEAR	OVERALL	HOME	ROAD	YEAR	OVERALL	HOME	ROAD
1979-80	2-2-0	1-1-0	1-1-0	1991-92	1-2-0	0-1-0	1-1-0	2003-04	1-0-0-0	1-0-0-0	0-0-0-0
1980-81	0-3-1	0-1-1	0-2-0	1992-93	1-2-0	1-1-0	0-1-0	2005-06	1-0-0	1-0-0	0-0-0
1981-82	2-1-0	1-0-0	1-1-0	1993-94	0-3-0	0-2-0	0-1-0	2006-07	Did Not Play Central Div.. Teams		
1982-83	1-2-0	1-1-0	0-1-0	1994-95	Did Not Play Western Conf. Teams			2007-08	0-1-0	0-0-0	0-1-0
1983-84	2-1-0	1-0-0	1-1-0	1995-96	0-2-0	0-1-0	0-1-0	2008-09	2-0-0	1-0-0	1-0-0
1984-85	2-1-0	1-1-0	1-0-0	1996-97	1-1-0	1-0-0	0-1-0	2009-10	0-1-0	0-1-0	0-0-0
1985-86	1-1-1	0-1-0	1-0-1	1997-98	1-1-0	1-0-0	0-1-0	2010-11	1-0-0	0-0-0	1-0-0
1986-87	2-1-0	2-0-0	0-1-0	1998-99	0-1-0	0-0-0	0-1-0	2011-12	1-0-1	1-0-0	0-0-1
1987-88	1-2-0	0-1-0	1-1-0	1999-00	1-1-0-0	0-1-0-0	1-0-0-0	2012-13	Did Not Play Western Conf. Teams		
1988-89	1-0-2	1-0-1	0-0-1	2000-01	0-1-1-0	0-1-0-0	0-0-1-0	2013-14	1-1-0	1-0-0	0-1-0
1989-90	1-2-0	0-1-0	1-1-0	2001-02	0-1-0-0	0-0-0-0	0-1-0-0	2014-15	0-0-2	0-0-1	0-0-1
1990-91	0-3-0	0-2-0	0-1-0	2002-03	0-1-0-1	0-1-0-0	0-0-0-1	2015-16	1-1-0	0-1-0	1-0-0

ALL-TIME SEASON GAME RESULTS (*Overtime **Shootout)

12/29/1979	L	0-3	at	STL	3/13/1984	L	0-2	at	STL	11/1/1989	L	3-5	STL	3/9/1996	L	3-6	at	STL	10/30/2008	W	1-0	at	STL	
2/29/1980	W	3-0	STL	2/24/1985	L	2-3	STL	11/30/1989	W	5-3	at	STL	12/17/1996	W	5-3	STL	1/2/2009	W	2-1	STL	1/2/2009	W	2-1	STL
3/1/1980	W	6-3	at	STL	3/16/1985	W	5-0	at	STL	1/25/1990	L	2-3	at	STL	3/20/1997	L	1-4	at	STL	10/28/2009	L	2-5	STL	
3/24/1980	L	5-7	STL	3/20/1985	W	3-2	STL	11/3/1990	L	1-4	STL	10/13/1997	L	1-3	at	STL	12/11/2010	W	2-1**	at	STL			
10/9/1980	L	6-8	at	STL	2/11/1986	T	4-4*	at	STL	1/31/1991	L	3-4*	at	STL	10/22/1997	W	4-3	STL	10/21/2011	OT	2-3*	at	STL	
11/5/1980	L	1-6	at	STL	2/23/1986	L	2-8	STL	3/5/1991	L	1-4	STL	3/22/1999	L	2-5	at	STL	3/15/2012	W	2-0	STL			
1/12/1981	L	2-5	STL	3/19/1986	W	5-2	at	STL	11/9/1991	W	4-3	at	STL	12/7/1999	W	4-2	at	STL	11/16/2013	L	2-4	at	STL	
1/21/1981	T	6-6	STL	11/21/1986	W	4-0	STL	2/25/1992	L	2-5	STL	3/22/2000	L	1-2	STL	1/31/2014	W	3-1	STL	1/31/2014	W	3-1	STL	
12/9/1981	W	5-1	STL	12/10/1986	W	6-2	STL	3/26/1992	L	2-7	at	STL	10/29/2000	L	1-4	STL	1/10/2015	OT	4-5**	at	STL			
12/29/1981	L	1-6	at	STL	1/7/1987	L	3-6	at	STL	11/18/1992	W	5-2	STL	4/3/2001	T	2-2*	at	STL	1/30/2015	OT	2-3**	at	STL	
2/6/1982	W	4-2	at	STL	12/17/1987	L	0-2	STL	12/1/1992	L	4-8	at	STL	11/1/2001	L	3-4	at	STL	1/14/2016	W	4-1	at	STL	
11/13/1982	W	5-2	STL	1/14/1988	L	2-3	at	STL	2/8/1993	L	1-3	STL	10/15/2002	OTL	1-2*	at	STL	2/28/2016	L	2-5	STL			
12/18/1982	L	4-7	at	STL	3/19/1988	W	5-3	at	STL	10/28/1993	L	1-2	at	STL	1/20/2003	L	3-5	STL						
3/22/1983	L	1-4	STL	12/15/1988	T	3-3*	at	STL	11/1/1993	L	2-4	STL	1/6/2004	W	2-0	STL								
12/3/1983	W	7-2	STL	1/25/1989	T	3-3*	STL	1/6/1994	L	1-2	STL	1/15/2006	W	4-2	STL									
2/4/1984	W	7-3	at	STL	3/25/1989	W	4-0	STL	10/25/1995	L	2-4	STL	1/5/2008	L	0-1	at	STL							



TAMPA BAY LIGHTNING

2016-17 SCHEDULE

12/4/16at CAR5 p.m.
12/31/16at TB7 p.m.
3/1/17at TB7 p.m.

HURRICANES vs. TAMPA BAY

ALL-TIME:	GP: 115	50-46-18-1	GF: 326	GA: 346
at home:	GP: 59	30-19-9-1	GF: 172	GA: 174
on road:	GP: 56	20-27-9	GF: 154	GA: 172
in overtime:	GP: 27	7-7-13		

Owner/Governor/Chairman Jeff Vinik
 Vice president & General manager Steve Yzerman
 Head coach Jon Cooper
 Associate coach Rick Bowness
 Assistant coach Todd Richards, Brad Lauer
 Goaltending consultant Frantz Jean
 Executive vice president of communications Bill Wickett
 Public relations director Brian Breseman
 Editorial content manager Trevor van Knotsenburg
 General office 813/301-6500

SERIES RECORDS

Winning streak84/2/2008-10/6/2009
Losing streak52/1/2007-11/14/2007
Unbeaten streak1011/28/1997-11/26/1999
Goals scored93/7/2009 (W, 9-3)
Goals allowed6 (2x)Last: 4/9/2011 (L, 2-6)
Goals, both teams134/6/2010 (W, 8-5)
Current CAR streak1 OT / Winless in 3 straight games	
Current TB streak3 wins	

Inaugural season 1992-93
 Stanley Cup titles 1 (2004)
 Home ice Amalie Arena (1996)
 Building capacity 19,758
 2015-16 record 46-31-5
 AHL affiliate Syracuse Crunch

LAST TRANSACTION

4/2/2013 CAR acquired Marc-Andre Bergeron from TB in exchange for Adam Hall and CAR's 2013 seventh-round draft pick (186th overall – Joel Vermin).

2015-16 SERIES RECAP

LIGHTNING WIN SEASON SERIES: 3-0-0 (HURRICANES: 0-2-1)

At CAROLINA HURRICANES	Attend	Goaltenders	Winning Goal
21 Feb '16 Hurricanes 2 Lightning 4	10,422	Ward vs. Bishop	Steven Stamkos
01 Nov '15 Hurricanes 3 Lightning 4	9,081	Ward vs. Vasilevskiy	Tyler Johnson

At TAMPA BAY LIGHTNING	Attend	Goaltenders	Winning Goal
05 Mar '16 Hurricanes 3 Lightning 4 (OT)	19,092	Lack vs. Bishop	Alex Killorn

SERIES STATISTICS

HURRICANES SPECIALTY TEAMS		LIGHTNING SPECIALTY TEAMS	
Power Play2-728.6%	Power Play2-1216.7%
Penalty Killing10-1283.3%	Penalty Killing5-771.4%

HURRICANES LEADING SCORERS

	GP	G	A	TP	+/-	PM
Victor Rask	3	1	5	6	2	0
Jordan Staal	3	2	1	3	1	2
Jeff Skinner	3	1	2	3	0	0
Kris Versteeg	2	1	2	3	0	4

LIGHTNING LEADING SCORER

	GP	G	A	TP	+/-	PM
Tyler Johnson	3	2	2	4	0	0
Ondrej Palat	3	2	2	4	1	2
Nikita Kucherov	2	0	4	4	2	2

GOALTENDING

HURRICANES	GP	Min	W-L-OT	SO	GA	SA	SV	GAA	SV%
Eddie Lack	1	64	0-0-1	0	4	30	26	3.74	.867
Cam Ward	2	115	0-2-0	0	7	48	41	3.65	.854

LIGHTNING	GP	Min	W-L-OT	SO	GA	SA	SV	GAA	SV%
Ben Bishop	2	124	2-0-0	0	5	58	53	2.41	.914
Andrei Vasilevskiy	1	60	1-0-0	0	3	35	32	3.00	.914

ALL-TIME SEASON SERIES RECORDS

YEAR	OVERALL	HOME	ROAD	YEAR	OVERALL	HOME	ROAD	YEAR	OVERALL	HOME	ROAD
1992-93	2-0-0	1-0-0	1-0-0	2000-01	3-2-0-0	3-0-0-0	0-2-0-0	2009-10	3-2-1	2-1-0	1-1-1
1993-94	2-2-0	2-0-0	0-2-0	2001-02	3-2-0-0	1-1-0-0	2-1-0-0	2010-11	2-3-1	1-2-0	1-1-1
1994-95	1-3-0	1-1-0	0-2-0	2002-03	0-2-2-1	0-0-2-1	0-2-0-0	2011-12	3-2-1	1-1-1	2-1-0
1995-96	1-2-1	1-1-0	0-1-1	2003-04	1-3-2-0	0-1-2-0	1-2-0-0	2012-13	1-4-0	0-3-0	1-1-0
1996-97	4-0-0	2-0-0	2-0-0	2005-06	3-3-2	3-1-0	0-2-2	2013-14	0-2-1	0-2-0	0-0-1
1997-98	2-1-1	1-0-1	1-1-0	2006-07	3-4-1	1-2-1	2-2-0	2014-15	1-2-0	1-0-0	0-2-0
1998-99	2-0-3	1-0-2	1-0-1	2007-08	4-4-0	3-1-0	1-3-0	2015-16	0-2-1	0-2-0	0-0-1
1999-00	3-1-1-0	2-0-0-0	1-1-1-0	2008-09	6-0-0	3-0-0	3-0-0				

ALL-TIME SEASON GAME RESULTS (*Overtime **Shootout)

12/23/1992	W	3-1	TB	12/30/1998	W	4-3	TB	2/21/2003	T	2-2*	TB	11/8/2007	L	1-5	TB	3/25/2011	W	4-3	at TB
3/16/1993	W	4-3*	at TB	2/20/1999	W	3-2	at TB	11/1/2003	L	3-4	at TB	11/14/2007	L	1-6	at TB	3/26/2011	L	2-4	TB
11/24/1993	L	1-4	at TB	3/28/1999	T	3-3*	TB	11/9/2003	T	1-1*	TB	11/23/2007	W	4-3	TB	4/9/2011	L	2-6	TB
3/5/1994	L	2-4	at TB	4/16/1999	T	2-2*	at TB	11/23/2003	T	0-0*	TB	12/6/2007	L	1-2	at TB	10/7/2011	L	1-5	TB
3/9/1994	W	4-1	TB	11/13/1999	W	4-2	TB	1/15/2004	L	4-5	at TB	12/22/2007	W	4-1	at TB	11/1/2011	W	4-2	TB
4/10/1994	W	6-4	TB	11/26/1999	T	3-3*	at TB	3/10/2004	L	2-4	TB	3/1/2008	W	5-1	TB	12/31/2011	L	2-5	at TB
2/10/1995	L	3-4	at TB	12/10/1999	L	2-3	at TB	3/13/2004	W	5-1	at TB	3/29/2008	L	1-2	at TB	1/12/2012	W	5-2	at TB
3/4/1995	W	3-2*	TB	2/12/2000	W	5-2	at TB	10/5/2005	L	2-5	at TB	4/2/2008	W	6-2	TB	3/3/2012	OT	3-4*	TB
3/31/1995	L	0-2	at TB	2/19/2000	W	4-2	TB	11/20/2005	L	2-5	TB	10/11/2008	W	4-3*	at TB	3/10/2012	W	4-2	at TB
4/9/1995	L	0-3	TB	10/31/2000	W	6-5*	TB	12/20/2005	W	6-4	TB	11/16/2008	W	3-2**	TB	1/22/2013	L	1-4	TB
11/29/1995	T	2-2*	at TB	12/26/2000	L	2-3	at TB	12/26/2005	OT	4-5*	at TB	1/3/2009	W	3-2	at TB	2/23/2013	L	2-5	TB
12/13/1995	L	2-3	TB	1/3/2001	W	3-2	TB	2/9/2006	L	3-5	at TB	1/29/2009	W	3-2	TB	3/16/2013	L	1-4	at TB
3/18/1996	W	6-3	TB	1/29/2001	W	5-2	TB	3/27/2006	W	2-1	TB	2/20/2009	W	4-1	TB	4/4/2013	L	0-5	TB
4/3/1996	L	2-4	at TB	3/8/2001	L	1-0	at TB	4/14/2006	W	5-4**	TB	3/7/2009	W	9-3	at TB	4/21/2013	W	3-2	at TB
11/30/1996	W	6-3	at TB	11/17/2001	L	0-2	at TB	4/15/2006	OT	2-3*	at TB	10/6/2009	W	2-1**	TB	11/1/2013	L	0-3	TB
12/21/1996	W	6-5*	TB	11/25/2001	L	0-4	TB	10/16/2006	W	5-1	at TB	10/10/2009	L	2-5	at TB	12/21/2013	OT	2-3*	at TB
3/27/1997	W	5-2	at TB	12/27/2001	W	3-2	at TB	10/26/2006	L	1-5	at TB	11/21/2009	W	3-1	TB	1/19/2014	L	3-5	TB
4/13/1997	W	2-1	TB	1/30/2002	W	3-1	at TB	10/28/2006	W	6-4	TB	1/18/2010	L	2-3	TB	12/11/2014	L	1-2	at TB
10/1/1997	L	2-4	at TB	4/10/2002	W	4-2	TB	12/16/2006	W	3-2	at TB	3/23/2010	OT	2-3*	at TB	12/27/2014	L	1-2	at TB
11/28/1997	W	2-0	TB	10/12/2002	L	1-5	at TB	1/20/2007	OT	5-6**	TB	4/6/2010	W	8-5	at TB	1/27/2015	W	4-2	TB
1/28/1998	W	3-2	at TB	11/17/2002	OTL	1-2*	TB	2/1/2007	L	0-4	TB	12/20/2010	L	1-5	at TB	11/1/2015	L	3-4	TB
2/4/1998	T	3-3*	TB	12/18/2002	T	1-1*	TB	3/30/2007	L	2-4	TB	1/15/2011	W	6-4	TB	2/21/2016	L	2-4	TB
10/10/1998	T	4-4*	TB	1/30/2003	L	1-3	at TB	4/3/2007	L	2-3	at TB	2/12/2011	OT	3-4*	at TB	3/5/2016	OT	3-4	at TB



TORONTO MAPLE LEAFS

2016-17 SCHEDULE

11/22/16 at TOR 7 p.m.
2/19/17 at CAR 7:30 p.m.
3/11/17 at CAR 7 p.m.

HURRICANES vs. TORONTO

ALL-TIME:	GP: 113	61-37-14-1	GF: 399	GA: 346
at home:	GP: 56	31-17-7-1	GF: 209	GA: 172
on road:	GP: 56	30-20-7	GF: 190	GA: 174
in overtime:	GP: 21	6-5-10		

Chairman of the board, MLSE Larry Tanenbaum
 President & alternate governor Brendan Shanahan
 General manager Lou Lamoriello
 Head coach Mike Babcock
 Assistant coaches Jim Hiller, D.J. Smith, Andrew Brewer
 Goaltending coach Steve Briere
 Director, media relations Steve Keogh
 Senior manager, media relations Scott McNaughton
 Coordinator, media relations Ian Meagher
 General office 416/815-5700

Inaugural season 1917-18
 Stanley Cup titles 13 (1918, 1922, 1932, 1942, 1945, 1947-49, 1951, 1962-64, 1967)
 Home ice Air Canada Centre (1999)
 Building capacity 18,819
 2015-16 record 29-42-11
 AHL affiliate Toronto Marlies

2015-16 SERIES RECAP

MAPLE LEAFS WIN SEASON SERIES: 2-1-0 (HURRICANES: 1-1-1)

At CAROLINA HURRICANES Attend Goaltenders Winning Goal
 20 Nov '15 Hurricanes 1 Maple Leafs 2 (SO) 10,327 Ward vs. Reimer (Jeffrey Lupul)

At TORONTO MAPLE LEAFS Attend Goaltenders Winning Goal
 25 Feb '16 Hurricanes 1 Maple Leafs 3 18,862 Ward vs. Bernier Josh Leivo
 21 Jan '16 Hurricanes 1 Maple Leafs 0 (OT) 18,981 Lack vs. Reimer Jordan Staal

SERIES STATISTICS

HURRICANES SPECIALTY TEAMS		MAPLE LEAFS SPECIALTY TEAMS	
Power Play.....	0-10 0.0%	Power Play.....	2-10 20.0%
Penalty Killing.....	8-10 80.0%	Penalty Killing.....	10-10 100.0%

HURRICANES LEADING SCORER						MAPLE LEAFS LEADING SCORERS							
	GP	G	A	TP	+/-	PM		GP	G	A	TP	+/-	PM
Justin Faulk	2	0	2	2	2	2	Nazem Kadri	3	1	1	2	0	4
							P-A Parenteau	3	1	1	2	1	4

GOALTENDING

HURRICANES	GP	Min	W-L-OT	SO	GA	SA	SV	GAA	SV%
Eddie Lack	1	63	1-0-0	1	0	32	32	0.00	1.000
Cam Ward	2	123	0-1-1	0	4	54	50	1.96	.926

MAPLE LEAFS	GP	Min	W-L-OT	SO	GA	SA	SV	GAA	SV%
James Reimer	2	128	1-0-1	0	2	75	73	0.94	.973
Jonathan Bernier	1	60	1-0-0	0	1	31	30	1.01	.968

ALL-TIME SEASON SERIES RECORDS

YEAR	OVERALL	HOME	ROAD	YEAR	OVERALL	HOME	ROAD	YEAR	OVERALL	HOME	ROAD
1979-80	2-2-0	1-1-0	1-1-0	1991-92	1-1-0	0-1-0	1-0-0	2003-04	2-1-0-1	0-1-0-1	2-0-0-0
1980-81	1-1-2	0-0-2	1-1-0	1992-93	0-2-0	0-1-0	0-1-0	2005-06	2-1-1	2-0-0	0-1-1
1981-82	3-0-0	2-0-0	1-0-0	1993-94	0-1-1	0-0-1	0-1-0	2006-07	1-3-0	0-2-0	1-1-0
1982-83	1-2-0	1-0-0	0-2-0	1994-95	Did Not Play Western Conf. Teams			2007-08	3-1-0	2-0-0	1-1-0
1983-84	2-1-0	1-1-0	1-0-0	1995-96	2-0-0	1-0-0	1-0-0	2008-09	3-1-0	1-1-0	2-0-0
1984-85	2-1-0	0-1-0	2-0-0	1996-97	1-0-1	1-0-0	0-0-1	2009-10	3-1-0	1-1-0	2-0-0
1985-86	3-0-0	2-0-0	1-0-0	1997-98	1-1-0	1-0-0	0-1-0	2010-11	2-2-0	1-1-0	1-1-0
1986-87	2-1-0	1-0-0	1-1-0	1998-99	2-1-1	1-1-0	1-0-1	2011-12	3-0-1	2-0-0	1-0-1
1987-88	3-0-0	2-0-0	1-0-0	1999-00	1-1-2-0	0-1-1-0	1-0-1-0	2012-13	2-1-0	1-0-0	1-1-0
1988-89	2-1-0	1-0-0	1-1-0	2000-01	1-2-0-0	1-1-0-0	0-1-0-0	2013-14	2-1-0	1-0-0	1-1-0
1989-90	1-1-1	1-1-0	0-0-1	2001-02	2-2-0-0	1-1-0-0	1-1-0-0	2014-15	3-0-0	2-0-0	1-0-0
1990-91	1-0-2	0-0-1	1-0-1	2002-03	0-3-1-0	0-1-1-0	0-2-0-0	2015-16	1-1-1	0-0-1	1-1-0

ALL-TIME SEASON GAME RESULTS (*Overtime **Shootout)

10/31/1979 W 4-2 at TOR	10/30/1986 L 2-6 at TOR	1/20/1997 W 3-1 TOR	11/2/2003 L 1-2 TOR	3/2/2010 W 5-1 at TOR
11/2/1979 W 5-3 TOR	1/4/1987 W 8-3 TOR	3/8/1997 T 1-1* at TOR	1/27/2004 W 2-0 at TOR	12/28/2010 W 4-3 at TOR
2/16/1980 L 3-5 at TOR	1/24/1987 W 3-0 at TOR	4/9/1998 W 5-2 TOR	2/19/2004 OTL 1-2* TOR	1/24/2011 W 6-4 TOR
4/1/1980 L 4-5 TOR	11/28/1987 W 4-2 at TOR	4/11/1998 L 1-5 at TOR	2/23/2004 W 2-1 at TOR	2/3/2011 L 0-3 at TOR
12/23/1980 W 7-2 at TOR	12/30/1987 W 3-1 TOR	1/18/1999 W 4-2 TOR	10/20/2005 OT 4-5* at TOR	3/16/2011 L 1-3 TOR
1/24/1981 L 4-7 at TOR	2/7/1988 W 4-2 TOR	2/10/1999 W 6-5 at TOR	11/3/2005 W 4-3 TOR	11/20/2011 W 3-2 TOR
1/30/1981 T 5-5 TOR	1/16/1989 L 3-5 at TOR	2/24/1999 T 2-2* at TOR	11/25/2005 W 4-3** TOR	12/13/2011 OT 1-2* at TOR
3/22/1981 T 3-3 TOR	2/15/1989 W 4-2 at TOR	3/26/1999 L 2-7 TOR	3/21/2006 L 2-3 at TOR	12/29/2011 W 4-3* TOR
11/18/1981 W 8-5 TOR	3/5/1989 W 3-0 TOR	10/20/1999 T 3-3* at TOR	12/15/2006 L 3-4 TOR	3/27/2012 W 3-0 at TOR
12/2/1981 W 5-3 at TOR	2/10/1990 W 6-2 TOR	11/3/1999 L 0-6 TOR	1/9/2007 W 4-1 at TOR	2/4/2013 W 4-1 at TOR
12/27/1981 W 7-3 TOR	2/14/1990 T 6-6* at TOR	12/2/1999 T 2-2* TOR	1/30/2007 L 1-4 TOR	2/14/2013 W 3-1 TOR
1/1/1983 L 5-7 at TOR	3/8/1990 L 6-7 TOR	2/14/2000 W 5-2 at TOR	3/27/2007 L 1-6 at TOR	3/28/2013 L 3-6 at TOR
2/2/1983 L 1-7 at TOR	10/17/1990 W 3-1 at TOR	11/8/2000 L 0-5 at TOR	10/9/2007 W 7-1 at TOR	10/17/2013 W 3-2 at TOR
2/13/1983 W 5-3 TOR	1/12/1991 T 2-2* at TOR	11/10/2000 W 3-1 TOR	12/18/2007 W 3-2* TOR	12/29/2013 L 2-5 at TOR
12/8/1983 L 6-8 TOR	3/3/1991 T 4-4* TOR	1/31/2001 L 3-4 TOR	1/15/2008 L 4-5 at TOR	1/9/2014 W 6-1 TOR
2/18/1984 W 8-2 at TOR	11/17/1991 W 3-1 at TOR	10/11/2001 L 2-3 TOR	1/31/2008 W 3-2* TOR	12/18/2014 W 4-1 TOR
3/15/1984 W 5-3 TOR	12/4/1991 L 0-3 TOR	11/27/2001 W 5-2 at TOR	11/2/2008 W 6-4 TOR	1/19/2015 W 4-1 at TOR
10/17/1984 W 5-3 at TOR	3/10/1993 L 3-5 at TOR	12/26/2001 W 4-3 TOR	11/4/2008 W 5-4* at TOR	2/20/2015 W 2-1 TOR
1/7/1985 W 7-4 at TOR	4/11/1993 L 2-4 TOR	2/26/2002 L 1-4 at TOR	1/15/2009 L 4-6 TOR	11/20/2015 OT 1-2** TOR
2/17/1985 L 4-5* TOR	10/19/1993 L 2-7 at TOR	1/29/2003 L 2-3 TOR	1/19/2009 W 2-0 at TOR	1/21/2016 W 1-0* at TOR
12/28/1985 W 6-3 at TOR	1/19/1994 T 3-3* TOR	2/18/2003 L 3-4 at TOR	11/6/2009 L 2-3 TOR	2/25/2016 L 1-3 at TOR
1/23/1986 W 4-1 TOR	11/24/1995 W 4-0 at TOR	3/1/2003 L 1-4 at TOR	11/19/2009 W 6-5** TOR	
4/5/1986 W 7-1 TOR	3/8/1996 W 7-4 TOR	3/25/2003 T 3-3* TOR	1/12/2010 W 4-2 at TOR	



VANCOUVER CANUCKS

2016-17 SCHEDULE

10/16/16 at VAN 10 p.m.
 12/13/16 at CAR 7 p.m.

HURRICANES vs. VANCOUVER

ALL-TIME: GP: 71 25-32-13-1 GF: 201 GA: 243
 at home: GP: 35 15-14-6 GF: 110 GA: 116
 on road: GP: 36 10-18-7-1 GF: 91 GA: 127
 in overtime: GP: 13 0-7-6

Chairman/Governor Francesco Aquilini
 General manager Jim Benning
 Head coach Willie Desjardins
 Assistant coach Doug Lidster, Perry Pearn, Doug Jarvis
 Goaltending coach Dan Cloutier
 Vice president, communications & community partnerships Chris Brumwell
 Director, media relations & team operations Ben Brown
 Manager, media relations & publications Stephanie Maniogo
 Coordinator, media relations & publications Alfred De Vera
 General office 604/899-4600

SERIES RECORDS

Winning streak 4 11/29/1985-11/12/1986
 Losing streak 5 (2x) Last: 12/1/2013-1/6/2016
 Unbeaten streak 9 11/29/1985-1/29/1988
 Goals scored 7 3/29/1987 (W, 7-4)
 Goals allowed 8 (2x) Last: 1/16/1993 (L, 3-8)
 Goals, both teams 13 3/3/1985 (L, 6-7 OT)
 Current CAR streak 1 OT / Winless in 6 straight games
 Current VAN streak 6 wins

LAST TRANSACTION

9/29/2013 CAR acquired Eddie Lack in exchange for CAR's third-round pick in 2015 (66th overall – Guillaume Brisebois) and a seventh-round pick in 2016..

Inaugural season 1970-71
 Stanley Cup titles None
 Home ice Rogers Arena (1995)
 Building capacity 18,860
 2015-16 record 31-38-13
 AHL affiliate Utica Comets

2015-16 SERIES RECAP

CANUCKS WIN SEASON SERIES: 2-0-0 (HURRICANES: 0-1-1)

At CAROLINA HURRICANES
 15 Jan '16 Hurricanes 2 Canucks 3 (OT) 11,657 Ward vs. Markstrom Bo Horvat

At VANCOUVER CANUCKS
 06 Jan '16 Hurricanes 2 Canucks 3 18,364 Lack vs. Markstrom Bo Horvat

SERIES STATISTICS

HURRICANES SPECIALTY TEAMS
 Power Play 1-5 20.0%
 Penalty Killing 4-5 80.0%

CANUCKS SPECIALTY TEAMS
 Power Play 1-5 20.0%
 Penalty Killing 4-5 80.0%

HURRICANES LEADING SCORER
 Jordan Staal GP G A TP +/- PM
 2 1 2 3 2 2

CANUCKS LEADING SCORER
 Bo Horvat GP G A TP +/- PM
 2 4 0 4 2 0

GOALTENDING

HURRICANES GP Min W-L-OT SO GA SA SV GAA SV%
 Cam Ward 1 63 0-0-1 0 3 22 19 2.84 .864
 Eddie Lack 1 59 0-1-0 0 3 21 18 3.04 .857

CANUCKS GP Min W-L-OT SO GA SA SV GAA SV%
 Jacob Markstrom 2 123 2-0-0 0 4 68 64 1.95 .941

ALL-TIME SEASON SERIES RECORDS

YEAR	OVERALL	HOME	ROAD	YEAR	OVERALL	HOME	ROAD	YEAR	OVERALL	HOME	ROAD
1979-80	1-1-2	1-0-1	0-1-1	1991-92	0-2-1	0-1-0	0-1-1	2003-04	0-0-0-1	0-0-0-0	0-0-0-1
1980-81	1-1-2	1-0-0	0-1-1	1992-93	1-1-0	1-0-0	0-1-0	2005-06	Did Not Play Northwest Div. Teams		
1981-82	0-2-1	0-1-0	0-1-1	1993-94	1-1-0	0-1-0	1-0-0	2006-07	0-0-1	0-0-0	0-0-1
1982-83	1-2-0	1-1-0	0-1-0	1994-95	Did Not Play Western Conf. Teams			2007-08	1-0-0	1-0-0	0-0-0
1983-84	0-3-0	0-1-0	0-2-0	1995-96	2-0-0	1-0-0	1-0-0	2008-09	0-1-0	0-0-0	0-1-0
1984-85	1-2-0	1-1-0	0-1-0	1996-97	0-2-0	0-1-0	0-1-0	2009-10	1-0-0	1-0-0	0-0-0
1985-86	3-0-0	1-0-0	2-0-0	1997-98	1-1-0	1-0-0	0-1-0	2010-11	0-1-0	0-0-0	0-1-0
1986-87	2-0-1	1-0-1	1-0-0	1998-99	1-1-0	1-0-0	0-1-0	2011-12	1-0-0	1-0-0	0-0-0
1987-88	1-0-2	0-0-1	1-0-1	1999-00	1-0-1-0	0-0-1-0	1-0-0-0	2012-13	Did Not Play Western Conf. Teams		
1988-89	1-1-1	1-1-0	0-0-1	2000-01	Did Not Play			2013-14	0-2-0	0-1-0	0-1-0
1989-90	2-1-0	0-1-0	2-0-0	2001-02	0-2-0-0	0-1-0-0	0-1-0-0	2014-15	0-2-0	0-1-0	0-1-0
1990-91	2-1-0	1-1-0	1-0-0	2002-03	0-1-0-0	0-1-0-0	0-0-0-0	2015-16	0-1-1	0-0-1	0-1-0

ALL-TIME SEASON GAME RESULTS (*Overtime **Shootout)

12/11/1979 L 3-5 at VAN	11/30/1983 L 2-6 VAN	11/9/1988 T 1-1* at VAN	1/16/1996 W 3-0 VAN	10/22/2007 W 3-1 VAN
2/12/1980 T 5-5 VAN	1/15/1984 L 0-5 at VAN	3/2/1989 W 2-1 VAN	2/7/1996 W 5-3 at VAN	2/3/2009 L 3-4 at VAN
3/13/1980 W 3-1 VAN	10/20/1984 W 3-2 VAN	1/10/1990 W 3-1 at VAN	11/27/1996 L 2-6 VAN	12/5/2009 W 5-3 VAN
3/28/1980 T 4-4 at VAN	2/1/1985 L 3-4* at VAN	2/9/1990 L 1-4 VAN	1/10/1997 L 3-5 at VAN	10/17/2010 L 1-5 at VAN
11/1/1980 T 4-4 VAN	3/3/1985 L 6-7* VAN	3/13/1990 W 1-0 at VAN	11/3/1997 W 5-3 VAN	12/15/2011 W 4-3 VAN
11/22/1980 W 4-3 VAN	11/29/1985 W 5-4 at VAN	10/27/1990 L 2-4 VAN	11/16/1997 L 1-4 at VAN	12/1/2013 L 2-3 VAN
12/3/1980 T 4-4 at VAN	1/10/1986 W 4-3 at VAN	1/2/1991 W 5-2 at VAN	10/20/1998 W 3-1 VAN	12/9/2013 L 0-2 at VAN
3/1/1981 L 0-3 at VAN	2/18/1986 W 5-4 VAN	1/10/1991 W 5-4 at VAN	2/26/1999 L 0-1 at VAN	10/28/2014 L 1-4 at VAN
10/23/1981 T 2-2 at VAN	11/12/1986 W 4-3 at VAN	2/1/1992 T 4-4* at VAN	10/15/1999 W 4-1 at VAN	1/16/2015 L 0-3 VAN
11/4/1981 L 1-4 VAN	12/13/1986 T 2-2* VAN	3/7/1992 L 1-5 VAN	11/24/1999 T 1-1* VAN	1/6/2016 L 2-3 at VAN
2/20/1982 L 2-4 at VAN	3/29/1987 W 7-4 VAN	3/18/1992 L 2-3 at VAN	1/12/2002 L 1-7 at VAN	1/15/2016 OT 2-3 VAN
10/16/1982 W 6-5 VAN	12/15/1987 T 2-2* VAN	1/16/1993 L 3-8 at VAN	1/21/2002 L 5-7 VAN	
10/26/1982 L 1-8 at VAN	12/20/1987 T 3-3* at VAN	3/6/1993 W 5-1 VAN	11/27/2002 L 2-3 VAN	
1/6/1983 L 4-6 VAN	1/29/1988 W 4-2 at VAN	12/8/1993 L 1-4 VAN	12/14/2003 OTL 1-2* at VAN	
10/28/1983 L 4-5* at VAN	11/5/1988 L 2-3 VAN	2/6/1994 W 4-2 at VAN	12/8/2006 OT 3-4* at VAN	



WASHINGTON CAPITALS

2016-17 SCHEDULE

11/12/16at CAR7 p.m.
12/16/16at CAR7:30 p.m.
1/23/17at WSH7 p.m.
2/7/17at WSH7 p.m.

HURRICANES vs. WASHINGTON

ALL-TIME:	GP: 162	59-80-22-1	GF: 431	GA: 497
at home:	GP: 81	31-38-11-1	GF: 224	GA: 237
on road:	GP: 81	28-42-11	GF: 207	GA: 260
in overtime:	GP: 32	8-8-16	

Chairman/Majority owner/CEO.....Ted Leonsis
 Senior vice president and general manager.....Brian MacLellan
 Head coach.....Barry Trotz
 Assistant coaches.....Blaine Forsythe, Lane Lambert, Todd Reirden
 Head goaltending coach.....Mitch Korn
 Vice president of communications.....Sergey Kocharov
 Manager of media relations.....Miles Pace "Biscuit" Sagester
 Communications coordinator.....Megan Eichenberg
 General office.....202/266-2200

Inaugural season.....1974-75
 Stanley Cup titles.....None
 Home ice.....Verizon Center (1997)
 Building capacity.....18,506
 2015-16 record.....56-18-8
 AHL affiliate.....Hershey Bears

2015-16 SERIES RECAP

CAPITALS WIN SEASON SERIES: 3-1-0 (HURRICANES: 1-2-1)

At CAROLINA HURRICANES		Attend	Goaltenders	Winning Goal
31 Dec '15	Hurricanes 4 Capitals 2	14,134	Lack vs. Grubauer	Jeff Skinner
21 Dec '15	Hurricanes 1 Capitals 2	13,228	Ward vs. Grubauer	Jason Chimera

SERIES STATISTICS

HURRICANES SPECIALTY TEAMS		CAPITALS SPECIALTY TEAMS	
Power Play.....	0-12.....0.0%	Power Play.....	2-5.....40.0%
Penalty Killing.....	3-5.....60.0%	Penalty Killing.....	12-12.....100.0%

GOALTENDING

HURRICANES	GP	Min	W-L-OT	SO	GA	SA	SV	GAA	SV%
Eddie Lack	2	121	1-0-1	0	4	63	59	1.98	.937
Cam Ward	2	118	0-2-0	0	6	55	49	3.05	.891

At WASHINGTON CAPITALS		Attend	Goaltenders	Winning Goal
15 Mar '16	Hurricanes 1 Capitals 2 (OT)	18,506	Lack vs. Holtby	Alex Ovechkin
17 Oct '15	Hurricanes 1 Capitals 4	18,506	Ward vs. Holtby	Nicklas Backstrom

HURRICANES LEADING SCORER

	GP	G	A	TP	+/-	PM
Eric Staal	3	1	2	3	2	2

CAPITALS LEADING SCORERS

	GP	G	A	TP	+/-	PM
Nicklas Backstrom	4	2	2	4	0	2

CAPITALS	GP	Min	W-L-OT	SO	GA	SA	SV	GAA	SV%
Braden Holtby	2	122	2-0-0	0	2	45	43	0.99	.956
Philipp Grubauer	2	119	1-1-0	0	4	68	64	2.01	.941

ALL-TIME SEASON SERIES RECORDS

YEAR	OVERALL	HOME	ROAD	YEAR	OVERALL	HOME	ROAD	YEAR	OVERALL	HOME	ROAD	YEAR	OVERALL	HOME	ROAD
1979-80	1-2-1	1-1-0	0-1-1	1988-89	0-3-0	0-1-0	0-2-0	1997-98	0-4-0	0-2-0	0-2-0	2007-08	4-3-1	3-0-1	1-3-0
1980-81	1-3-0	0-2-0	1-1-0	1989-90	2-1-0	1-1-0	1-0-0	1998-99	2-2-1	1-1-1	1-1-0	2008-09	3-2-1	2-1-0	1-1-1
1981-82	1-2-0	1-1-0	0-1-0	1990-91	3-0-0	1-0-0	2-0-0	1999-00	1-2-2-0	1-0-1-0	0-2-1-0	2009-10	3-1-2	2-1-0	1-0-2
1982-83	0-2-1	0-0-1	0-2-0	1991-92	1-1-1	0-1-1	1-0-0	2000-01	2-2-1-0	1-1-1-0	1-1-0-0	2010-11	1-4-1	0-3-0	1-1-1
1983-84	1-2-0	1-1-0	0-1-0	1992-93	1-3-0	1-1-0	0-2-0	2001-02	1-1-2-1	0-0-1-1	1-1-1-0	2011-12	3-2-1	2-1-0	1-1-1
1984-85	2-1-0	1-0-0	1-1-0	1993-94	2-2-0	1-1-0	1-1-0	2002-03	1-4-0-0	1-2-0-0	0-2-0-0	2012-13	1-4-0	0-2-0	1-2-0
1985-86	0-2-1	0-1-1	0-1-0	1994-95	1-2-1	0-1-1	1-1-0	2003-04	1-4-1-0	0-2-1-0	1-2-0-0	2013-14	3-2-0	0-2-0	3-0-0
1986-87	2-1-0	0-1-0	2-0-0	1995-96	1-2-1	1-1-0	0-1-1	2005-06	5-3-0	2-2-0	3-1-0	2014-15	1-2-1	1-1-0	0-1-1
1987-88	1-2-0	1-1-0	0-1-0	1996-97	1-2-1	1-0-1	0-2-0	2006-07	5-3-0	3-1-0	2-2-0	2015-16	1-2-1	1-1-0	0-1-1

ALL-TIME SEASON GAME RESULTS (*Overtime **Shootout)

12/4/1979	T	3-3	at WSH	11/21/1987	L	3-4	WSH	12/30/1995	L	0-3	at WSH	11/30/2001	L	2-6	at WSH	1/26/2007	W	6-2	WSH	12/26/2010	L	2-3	WSH
12/19/1979	W	5-4	WSH	12/9/1987	W	5-4	WSH	1/3/1996	W	2-0	WSH	12/2/2001	OTL	3-4*	WSH	1/27/2007	L	3-7	at WSH	3/11/2011	L	1-2	at WSH
1/4/1980	L	3-6	WSH	11/18/1988	L	2-3	at WSH	3/23/1996	T	2-2*	at WSH	12/30/2001	T	5-5*	at WSH	3/9/2007	W	3-0	at WSH	3/29/2011	W	3-2**	at WSH
3/8/1980	L	5-9	at WSH	2/3/1989	L	0-1	at WSH	1/1/1997	L	2-3*	at WSH	3/8/2002	T	2-2*	WSH	3/22/2007	W	4-3	WSH	10/8/2011	OT	3-4*	at WSH
11/15/1980	L	4-8	WSH	3/18/1989	L	2-8	WSH	1/4/1997	T	1-1*	WSH	10/17/2002	L	1-2	WSH	10/6/2007	L	0-2	at WSH	11/4/2011	L	1-5	WSH
1/18/1981	L	2-3	at WSH	10/11/1989	W	4-1	WSH	2/22/1997	W	2-0	WSH	1/10/2003	L	1-4	WSH	11/5/2007	W	5-0	WSH	1/15/2012	L	1-2	at WSH
3/11/1981	L	2-5	WSH	12/16/1989	L	2-5	WSH	3/16/1997	L	3-5	at WSH	1/22/2003	L	3-5	at WSH	11/24/2007	L	2-5	at WSH	1/20/2012	W	3-0	WSH
3/27/1981	W	5-3	at WSH	3/2/1990	W	4-3	at WSH	12/20/1997	L	1-2	WSH	2/14/2003	W	3-1	WSH	11/30/2007	W	4-3	WSH	2/20/2012	W	5-0	WSH
11/14/1981	L	0-4	WSH	11/17/1990	W	4-2	WSH	3/18/1998	L	0-1	at WSH	3/2/2003	L	0-2	at WSH	2/8/2008	W	2-1	at WSH	3/6/2012	W	4-3*	at WSH
11/28/1981	W	6-2	WSH	12/15/1990	W	3-2	at WSH	4/18/1998	L	3-4	WSH	11/12/2003	L	1-7	at WSH	2/23/2008	W	6-3	WSH	2/26/2013	L	0-3	at WSH
2/27/1982	L	1-7	at WSH	3/12/1991	W	3-2	at WSH	4/19/1998	L	1-2	at WSH	11/5/2003	L	1-2	WSH	3/25/2008	OT	2-3**	WSH	3/12/2013	W	4-0	at WSH
11/7/1982	L	2-6	at WSH	11/23/1991	L	2-3	WSH	11/6/1998	W	3-2	at WSH	1/9/2004	L	1-4	at WSH	4/1/2008	L	1-4	at WSH	3/14/2013	L	2-3	WSH
12/30/1982	T	4-4	WSH	1/4/1992	T	2-2*	WSH	1/16/1999	L	2-3*	WSH	1/29/2004	L	3-5	WSH	11/6/2008	L	2-3	at WSH	4/2/2013	L	3-5	WSH
3/16/1983	L	4-5	at WSH	3/24/1992	W	8-2	at WSH	2/5/1999	L	1-4	at WSH	2/12/2004	T	3-3*	WSH	11/12/2008	L	1-5	WSH	4/11/2013	L	1-3	at WSH
10/19/1983	W	3-0	WSH	11/7/1992	L	2-6	WSH	2/18/1999	T	2-2*	WSH	2/25/2004	W	2-1	at WSH	12/7/2008	W	3-1	WSH	10/10/2013	W	3-2	at WSH
2/26/1984	L	3-4	WSH	12/16/1992	W	6-3	WSH	4/14/1999	W	3-0	WSH	10/12/2005	W	7-2	WSH	3/3/2009	W	5-2	at WSH	12/3/2013	W	4-1	at WSH
3/7/1984	L	2-4	at WSH	12/18/1992	L	3-4	at WSH	11/7/1999	W	3-2	WSH	10/22/2005	W	4-0	at WSH	3/14/2009	OT	4-5**	at WSH	12/20/2013	L	2-4	WSH
12/29/1984	L	2-3	at WSH	3/19/1993	L	2-5	at WSH	11/19/1999	T	3-3*	at WSH	1/21/2006	L	2-5	at WSH	3/21/2009	W	4-1	WSH	1/2/2014	W	4-3*	at WSH
3/27/1985	W	3-1	at WSH	12/7/1993	W	6-1	at WSH	2/3/2000	L	1-2	at WSH	3/25/2006	L	1-3	WSH	11/30/2009	L	2-3	WSH	4/10/2014	L	2-5	WSH
4/4/1985	W	2-0	WSH	12/18/1993	W	4-1	WSH	2/21/2000	T	1-1*	WSH	3/29/2006	L	1-5	WSH	12/11/2009	OT	3-4*	at WSH	11/8/2014	OT	3-4*	at WSH
2/2/1986	L	4-5	WSH	2/27/1994	L	1-3	WSH	3/17/2000	L	2-4	at WSH	4/3/2006	W	6-5*	WSH	12/28/2009	W	6-3	at WSH	12/4/2014	L	1-2	WSH
3/29/1986	T	6-6*	WSH	3/22/1994	L	1-4	at WSH	10/7/2000	T	3-3*	WSH	4/5/2006	W	4-3**	at WSH	3/10/2010	OT	3-4*	at WSH	2/27/2015	W	3-0	WSH
4/3/1986	L	2-4	at WSH	1/21/1995	T	1-1*	WSH	2/4/2001	L	1-2	WSH	4/2/2006	W	4-3	at WSH	3/18/2010	W	4-3*	WSH	3/31/2015	L	2-4	at WSH
12/30/1986	W	3-1	at WSH	3/20/1995	L	0-5	WSH	3/15/2001	W	3-0	at WSH	10/7/2006	L	2-5	at WSH	3/25/2010	W	3-2**	WSH	10/17/2015	L	1-4	at WSH
1/17/1987	L	1-6	WSH	3/26/1995	W	4-3*	at WSH	3/28/2001	L	0-7	at WSH	11/9/2006	W	5-0	WSH	10/27/2010	L	0-3	WSH	12/21/2015	L	1-2	WSH
2/6/1987	W	5-2	at WSH	4/21/1995	L	3-6	at WSH	3/30/2001	W	4-3*	WSH	11/17/2006	W	4-1	at WSH	11/24/2010	L	2-3	WSH	12/31/2015	W	4-2	WSH
10/16/1987	L	2-6	at WSH	11/25/1995	L	2-4	WSH	11/8/2001	W	3-2	at WSH	1/18/2007	L	2-5	WSH	11/28/2010	OT	2-3**	at WSH	3/15/2016	OT	1-2	at WSH



WINNIPEG JETS

2016-17 SCHEDULE

10/13/16at WPG..... 8 p.m.
 11/20/16at CAR..... 5 p.m.

HURRICANES vs. WINNIPEG

ALL-TIME: GP: 84..... 49-25-9-1 GF: 264 GA: 238
 at home: GP: 42..... 21-16-5 GF: 121 GA: 127
 on road: GP: 42..... 28-9-4-1 GF: 143 GA: 111
 in overtime: GP: 19..... 9-5-5

Executive Chairman..... Mark Chipman
 Executive vice president & general manager Kevin Cheveldayoff
 Head coach..... Paul Maurice
 Assistant coaches..... Charlie Huddy, Jamie Kompon
 Goaltending coach..... Wade Flaherty
 Senior director, hockey communications Scott Brown
 Manager, hockey communications Keegan Goodrich
 General office..... 404/878-3300

Inaugural season 1999-00 (Atlanta); 2011-12 (Winnipeg)
 Stanley Cup titles None
 Home ice MTS Centre (1999)
 Building capacity 15,015
 2015-16 record 35-39-8
 AHL affiliate..... Manitoba Moose

SERIES RECORDS

Winning streak 8 12/18/99-2/21/01
 Losing streak 3 (2x) Last: 10/22/2011-12/9/2011
 Unbeaten streak 17 12/18/1999-12/20/2002
 Goals scored 7 3/28/2008 (W, 7-1)
 Goals allowed 9 11/12/2005 (L, 0-9)
 Goals, both teams 10 11/27/2009 (L, 4-6)
 Current CAR streak 2 wins
 Current WPG streak 2 losses

LAST TRANSACTION

2/25/2015 CAR acquired WPG's 2016 third-round pick and either WPG's 2015 fifth-round or 2015 sixth-round pick in exchange for Jiri Tlustý. WPG qualified for the 2015 playoffs, giving WPG's 2015 fifth-round pick to CAR.

2015-16 SERIES RECAP

HURRICANES WIN SEASON SERIES: 2-0-0

At CAROLINA HURRICANES Attend Goaltenders Winning Goal
 16 Feb '16 Hurricanes 2 Jets 1 10,489 Lack vs. Pavelec Riley Nash

At WINNIPEG JETS Attend Goaltenders Winning Goal
 05 Feb '16 Hurricanes 5 Jets 3 15,294 Ward vs. Hutchinson, Hellebuyck Justin Faulk

SERIES STATISTICS

HURRICANES SPECIALTY TEAMS JETS SPECIALTY TEAMS
 Power Play.....3-9..... 33.3% Power Play.....1-6..... 16.7%
 Penalty Killing.....5-6..... 83.3% Penalty Killing.....6-9..... 66.7%

HURRICANES LEADING SCORER

GP G A TP +/- PM
 Jordan Staal 2 2 2 4 2 0

JETS LEADING SCORERS

GP G A TP +/- PM
 Blake Wheeler 2 2 0 2 2 0
 Dustin Byfuglien 2 0 2 2 0 4

GOALTENDING

HURRICANES GP Min W-L-OT SO GA SA SV GAA SV%
 Eddie Lack 1 60 1-0-0 0 1 21 20 1.00 .952
 Cam Ward 1 60 1-0-0 0 3 36 33 3.00 .917

JETS GP Min W-L-OT SO GA SA SV GAA SV%
 Ondrej Pavelec 1 58 0-1-0 0 2 29 27 2.07 .931
 Michael Hutchinson 1 54 0-1-0 0 2 23 21 2.22 .913
 Connor Hellebuyck 1 5 0-0-0 0 3 6 3 39.56 .500

ALL-TIME SEASON SERIES RECORDS

YEAR	OVERALL	HOME	ROAD	YEAR	OVERALL	HOME	ROAD	YEAR	OVERALL	HOME	ROAD
1999-00	5-0-0-0	3-0-0-0	2-0-0-0	2006-07	4-3-1	1-2-1	3-1-0	2012-13	1-2-1	0-2-0	1-0-1
2000-01	4-0-1-0	2-0-0-0	2-0-1-0	2007-08	6-1-1	2-1-1	4-0-0	2013-14	1-1-0	0-1-0	1-0-0
2001-02	3-0-2-0	2-0-1-0	1-0-1-0	2008-09	3-3-0	2-1-0	1-2-0	2014-15	0-2-0	0-1-0	0-1-0
2002-03	2-2-1-0	1-1-0-0	1-1-1-0	2009-10	3-3-0	0-3-0	3-0-0	2015-16	2-0-0	1-0-0	1-0-0
2003-04	4-1-0-1	2-1-0-0	2-0-0-1	2010-11	5-0-1	2-0-1	3-0-0				
2005-06	4-4-0	2-2-0	2-2-0	2011-12	2-3-1	1-1-1	1-2-0				

ALL-TIME SEASON GAME RESULTS (*Overtime **Shootout)

12/18/1999 W 4-2 WPG (ATL)	12/27/2002 L 3-5 WPG (ATL)	10/13/2006 W 4-3 at WPG (ATL)	11/14/2008 L 2-3 at WPG (ATL)	10/22/2011 L 3-5 at WPG
1/1/2000 W 4-2 at WPG (ATL)	1/7/2003 T 3-3* at WPG (ATL)	10/25/2006 W 5-4* WPG (ATL)	12/26/2008 W 5-4 at WPG (ATL)	11/25/2011 L 1-3 WPG
3/12/2000 W 5-1 WPG (ATL)	3/26/2003 L 1-5 at WPG (ATL)	11/1/2006 W 5-2 at WPG (ATL)	12/31/2008 W 3-1 WPG (ATL)	12/9/2011 L 2-4 at WPG
4/8/2000 W 4-3 at WPG (ATL)	11/13/2003 W 5-1 WPG (ATL)	1/13/2007 OT 3-4** WPG (ATL)	1/31/2009 W 2-0 WPG (ATL)	1/23/2012 W 2-1 WPG
4/9/2000 W 2-1 WPG (ATL)	1/16/2004 W 4-3 at WPG (ATL)	2/20/2007 L 1-3 WPG (ATL)	2/28/2009 L 3-5 at WPG (ATL)	3/18/2012 W 4-3 at WPG
12/6/2000 W 5-3 at WPG (ATL)	1/18/2004 L 2-5 WPG (ATL)	2/24/2007 W 4-1 at WPG (ATL)	11/27/2009 L 4-6 WPG (ATL)	3/30/2012 OT 3-4* WPG
2/1/2001 W 3-1 at WPG (ATL)	3/5/2004 W 3-2* at WPG (ATL)	3/4/2007 L 1-3 at WPG (ATL)	1/16/2010 L 3-5 WPG (ATL)	2/21/2013 L 3-4 WPG
2/21/2001 W 6-3 WPG (ATL)	3/12/2004 W 4-2 WPG (ATL)	4/6/2007 L 1-4 WPG (ATL)	1/21/2010 W 5-2 at WPG (ATL)	3/26/2013 L 1-4 WPG
2/27/2001 T 1-1* at WPG (ATL)	3/15/2004 OTL 0-1* at WPG (ATL)	11/10/2007 W 5-3 at WPG (ATL)	3/7/2010 W 4-0 at WPG (ATL)	3/30/2013 W 3-1 at WPG
4/6/2001 W 3-2 WPG (ATL)	11/12/2005 L 0-9 WPG (ATL)	11/16/2007 L 0-3 WPG (ATL)	3/27/2010 L 0-4 WPG (ATL)	4/18/2013 OT 3-4* at WPG
10/13/2001 W 5-2 at WPG (ATL)	11/27/2005 L 2-5 WPG (ATL)	1/2/2008 OT 4-5* WPG (ATL)	3/29/2010 W 4-1 at WPG (ATL)	2/4/2014 L 1-2 WPG
10/20/2001 W 2-1* WPG (ATL)	11/29/2005 W 4-3* at WPG (ATL)	1/4/2008 W 4-3 at WPG (ATL)	12/16/2010 W 3-2** at WPG (ATL)	3/22/2014 W 3-2 at WPG
12/21/2001 W 5-4* WPG (ATL)	1/4/2006 W 4-3 WPG (ATL)	2/21/2008 W 5-3 WPG (ATL)	1/9/2011 W 4-3* WPG (ATL)	10/21/2014 L 1-3 at WPG
4/7/2002 T 1-1* WPG (ATL)	1/26/2006 W 5-1 at WPG (ATL)	3/5/2008 W 6-3 at WPG (ATL)	2/5/2011 W 4-3* WPG (ATL)	11/13/2014 L 1-3 WPG
4/14/2002 T 2-2* at WPG (ATL)	1/28/2006 W 4-1 WPG (ATL)	3/19/2008 W 5-3 at WPG (ATL)	2/13/2011 W 3-2 at WPG (ATL)	2/5/2016 W 5-3 at WPG
10/11/2002 W 5-3 WPG (ATL)	4/1/2006 L 2-5 at WPG (ATL)	3/28/2008 W 7-1 WPG (ATL)	3/9/2011 OT 2-3* WPG (ATL)	2/16/2016 W 2-1 WPG
12/20/2002 W 3-2* at WPG (ATL)	4/8/2006 L 2-5 at WPG (ATL)	11/9/2008 L 2-5 WPG (ATL)	4/8/2011 W 6-1 at WPG (ATL)	

ALL-TIME LEADERS


OPPONENT ALL-TIME SCORING LEADERS

RK.	PLAYER	CLUB(S)	GP	G	A	PTS	PIM	PP	SH	GW	+/-
1.	Ray Bourque (Ret.)	BOS-COL	126	37	109	146	103	17	1	5	64
2.	Peter Stastny (Ret.)	QUE-NJ	76	41	79	120	60	16	0	8	14
3.	Jaromir Jagr	PIT-WSH-NYR-PHI-BOS-NJ-FLA	86	38	79	117	56	7	0	7	28
4.	Dave Andreychuk (Ret.)	BUF-TOR-NJ-BOS-TB	119	52	62	114	78	21	1	10	23
5.	Wayne Gretzky (Ret.)	EDM-LA-STL-NYR	57	36	73	109	74	4	3	3	27
6.	Michel Goulet (Ret.)	QUE-CHI	83	62	40	102	122	19	1	4	30
7.	Dale Hawerchuk (Ret.)	WPG-BUF-STL-PHI	63	30	66	96	18	17	0	3	9
8.	Martin St. Louis (Ret.)	CGY-TB-NYR	83	38	53	91	30	11	1	7	30
9.	Mark Recchi (Ret.)	PIT-PHI-MTL-ATL-TB-BOS	89	33	50	83	58	11	1	7	-3
10.	Vincent Lecavalier	TB-PHI	87	31	48	79	70	10	1	2	12
	Bobby Smith (Ret.)	MIN-MTL	73	28	51	79	44	12	0	2	12
	Joe Sakic (Ret.)	QUE-COL	61	27	52	79	20	8	2	8	-1
13.	Phil Housley (Ret.)	BUF-WPG-CGY-NJ-WSH-CHI	84	16	61	77	45	2	0	2	7
14.	Alex Ovechkin	WSH	65	31	45	76	45	9	0	5	5
	Adam Oates (Ret.)	DET-STL-BOS-WSH-PHI-ANA-EDM	70	18	58	76	26	7	0	2	19
16.	Ilya Kovalchuk (Ret.)	ATL-NJ	59	37	37	74	45	10	1	7	-10
	Anton Stastny (Ret.)	QUE	61	31	43	74	18	9	0	6	14
	Mario Lemieux (Ret.)	PIT	40	30	44	74	18	9	3	0	3
19.	Rick Middleton (Ret.)	BOS	59	28	45	73	6	9	0	3	30
20.	Mats Sundin (Ret.)	QUE-TOR-VAN	66	32	40	72	42	6	1	1	30
	Mark Messier (Ret.)	EDM-NYR-VAN	69	29	43	72	73	6	2	5	9
22.	Pierre Turgeon (Ret.)	BUF-NYI-MTL-STL-DAL-COL	64	31	39	70	31	12	2	6	15
23.	Denis Savard (Ret.)	CHI-MTL-TB	59	28	41	69	55	6	0	1	24
24.	Alexander Mogilny (Ret.)	BUF-VAN-NJ-TOR	57	31	33	64	14	14	0	5	7
	Vincent Damphousse (Ret.)	TOR-EDM-MTL-SJ	60	25	39	64	64	8	1	6	14
26.	Mats Naslund (Ret.)	MTL-BOS	64	25	38	63	8	6	1	7	3
	Dale Hunter (Ret.)	QUE-WSH	87	14	49	63	253	7	1	1	28
28.	Pat LaFontaine (Ret.)	NYI-BUF-NYR	48	25	36	61	22	8	1	4	16
	Paul Coffey (Ret.)	EDM-PIT-LA-DET-PHI-BOS	45	15	46	61	64	8	0	2	8
30.	Ryan Walter (Ret.)	WSH-MTL-VAN	75	26	34	60	69	5	1	4	23
31.	Luc Robitaille (Ret.)	LA-PIT-NYR-DET	43	34	25	59	31	10	0	1	12
	Olli Jokinen (Ret.)	LA-NYI-FLA-PHX-CGY-WPG-NSH-TOR	64	22	37	59	61	5	1	2	5
33.	Marian Hossa	OTT-ATL-DET-CHI	55	25	32	57	37	7	2	3	8
	Patrik Elias	NJ	57	22	35	57	20	5	1	5	23
35.	Peter Bondra (Ret.)	WSH-OTT-ATL	62	34	22	56	40	11	3	6	8
	Keith Crowder (Ret.)	BOS-LA	62	28	28	56	120	8	0	2	11
37.	Stephane Richer (Ret.)	MTL-NJ-TB-STL-PIT	75	27	28	55	50	9	0	5	-2
	Guy Carbonneau (Ret.)	MTL-DAL	97	17	38	55	47	2	2	6	17
	Larry Robinson (Ret.)	MTL-LA	71	8	47	55	18	5	0	0	34
40.	Barry Pederson (Ret.)	BOS-VAN-PIT	49	30	24	54	28	11	2	6	21
	Brian Leetch (Ret.)	NYR-BOS	55	14	40	54	28	5	0	4	9
42.	Mike Foligno (Ret.)	DET-BUF-TOR-FLA	81	27	26	53	129	3	0	6	19
	Kirk Muller (Ret.)	NJ-MTL-TOR-FLA-DAL	56	21	32	53	74	6	0	1	5
	Guy Lafleur (Ret.)	MTL-NYR-QUE	39	18	35	53	8	3	0	2	21
	Craig Janney (Ret.)	BOS-STL-SJ-PHX-TB	42	11	42	53	20	5	0	2	13
46.	Cam Neely (Ret.)	VAN-BOS	55	26	26	52	139	6	0	7	21
	Brad Richards	TB-DAL-NYR-CHI-DET	61	17	35	52	31	6	0	2	-2
48.	Nicklas Backstrom	WSH	45	14	36	50	24	3	1	4	6
	Chris Chelios (Ret.)	MTL-CHI-DET	65	14	36	50	191	5	0	1	15
50.	Alex Kovalev (Ret.)	NYR-PIT-MTL-OTT-FLA	64	24	25	49	66	10	1	4	-17
	Brian Bellows	MIN-MTL-TB-ANA-WSH	56	23	26	49	43	13	0	2	-11

OPPONENT TOP GOALIES *Minimum 15 games played

RK.	GOALTENDER	CLUB(S)	GP	MIN	GA	SO	GAA	W-L-T/OT
1.	Chris Osgood (Ret.)	DET-NYI-STL	16	958	24	3	1.50	12-4-0
2.	Patrick Lalime (Ret.)	PIT-OTT-BUF	20	1203	35	2	1.75	11-4-4
3.	Henrik Lundqvist	NYR	34	2069	72	2	2.09	23-10-1
4.	Carey Price	MTL	20	1176	41	3	2.09	13-5-2
5.	Martin Brodeur (Ret.)	NJ	62	3626	127	9	2.10	39-16-6
6.	Dominik Hasek (Ret.)	CHI-BUF-DET-OTT	42	2486	91	1	2.20	23-15-4
7.	Mike Vernon (Ret.)	CGY-DET-SJ-FLA	21	1194	44	1	2.21	15-5-1
8.	Evgeni Nabokov (Ret.)	SJ-NYI-TB	15	858	32	1	2.24	9-3-2
9.	Olaf Kolzig (Ret.)	WSH	49	2939	115	4	2.35	26-14-9
10.	Craig Billington (Ret.)	NJ-OTT-BOS-COL-WAS	16	839	33	1	2.36	9-2-3
11.	Nikolai Khabibulin (Ret.)	WPG-PHX-TB-CHI-EDM	19	1113	44	3	2.37	7-7-5
12.	Roberto Luongo	NYI-FLA-VAN	32	1762	70	2	2.38	14-14-4
13.	Craig Anderson	FLA-COL-OTT	15	855	34	0	2.39	7-3-4
14.	Ed Belfour (Ret.)	CHI-DAL-TOR-FLA	24	1416	57	2	2.42	11-8-5
15.	Martin Biron (Ret.)	BUF-PHI-NYI-NYR	22	1245	52	1	2.51	13-4-3
16.	Ryan Miller	BUF-VAN	28	1649	69	1	2.51	15-9-4
17.	Jose Theodore (Ret.)	MTL-COL-WAS-FLA	40	2237	94	5	2.52	21-13-3
18.	Mike Richter (Ret.)	NYR	38	2235	94	3	2.52	22-15-1
19.	Richard Sevigny (Ret.)	MTL-QUE	17	945	40	0	2.54	11-3-1
20.	Marc-Andre Fleury	PIT	29	1638	70	2	2.56	15-9-4





YEAR-BY-YEAR REVIEW

Review of 2015-16 Season and Year-By-Year Franchise Records

2015-16 FINAL STANDINGS

EASTERN CONFERENCE

WESTERN CONFERENCE

		ATLANTIC DIVISION						
		GP	W	L	OT	GF	GA	PTS
FLORIDA	(3)	82	47	26	9	239	203	103
TAMPA BAY	(6)	82	46	31	5	227	201	97
DETROIT	(8)	82	41	30	11	211	224	93
BOSTON	(9)	82	42	31	9	240	230	93
OTTAWA	(11)	82	38	35	9	236	247	85
MONTREAL	(13)	82	38	38	6	221	236	82
BUFFALO	(14)	82	35	36	11	201	222	81
TORONTO	(16)	82	29	42	11	198	246	69

		CENTRAL DIVISION						
		GP	W	L	OT	GF	GA	PTS
DALLAS	(1)	82	50	23	9	267	230	109
ST. LOUIS	(2)	82	49	24	9	224	201	107
CHICAGO	(3)	82	47	26	9	235	209	103
NASHVILLE	(7)	82	41	27	14	228	215	96
MINNESOTA	(8)	82	38	33	11	216	206	87
COLORADO	(9)	82	39	39	4	216	240	82
WINNIPEG	(11)	82	35	39	8	215	239	78

		METROPOLITAN DIVISION						
		GP	W	L	OT	GF	GA	PTS
WASHINGTON	(1)	82	56	18	8	252	193	120
PITTSBURGH	(2)	82	48	26	8	245	203	104
NY RANGERS	(4)	82	46	27	9	236	217	101
NY ISLANDERS	(5)	82	45	27	10	232	216	100
PHILADELPHIA	(7)	82	41	27	14	214	218	96
CAROLINA	(10)	82	35	31	16	198	226	86
NEW JERSEY	(12)	82	38	36	8	184	208	84
COLUMBUS	(15)	82	34	40	8	219	252	76

		PACIFIC DIVISION						
		GP	W	L	OT	GF	GA	PTS
ANAHEIM	(4)	82	46	25	11	218	192	103
LOS ANGELES	(5)	82	48	28	6	225	195	102
SAN JOSE	(6)	82	46	30	6	241	210	98
ARIZONA	(10)	82	35	39	8	209	245	78
CALGARY	(12)	82	35	40	7	231	260	77
VANCOUVER	(13)	82	31	38	13	191	243	75
EDMONTON	(14)	82	31	43	8	203	245	70

INDIVIDUAL SCORING LEADERS

PLAYER	TEAM	GP	G	A	PTS	+/-	PIM	PP	SH	GW	S	%
PATRICK KANE	CHICAGO	82	46	60	106	17	30	17	0	9	287	16.0
JAMIE BENN	DALLAS	82	41	48	89	7	64	17	2	5	247	16.6
SIDNEY CROSBY	PITTSBURGH	80	36	49	85	19	42	10	0	9	248	14.5
JOE THORNTON	SAN JOSE	82	19	63	82	25	54	8	0	6	121	15.7
ERIK KARLSSON	OTTAWA	82	16	66	82	2-	50	1	0	3	248	6.5
JOE PAVELSKI	SAN JOSE	82	38	40	78	25	30	12	0	11	224	17.0
JOHNNY GAUDREAU	CALGARY	79	30	48	78	4	20	6	0	6	217	13.8
BLAKE WHEELER	WINNIPEG	82	26	52	78	8	49	3	2	5	256	10.2
*ARTEMI PANARIN	CHICAGO	80	30	47	77	8	32	8	0	7	187	16.0
EVGENY KUZNETSOV	WASHINGTON	82	20	57	77	27	32	5	0	4	193	10.4
BRENT BURNS	SAN JOSE	82	27	48	75	5-	53	7	1	4	353	7.6
VLADIMIR TARASENKO	ST. LOUIS	80	40	34	74	7	37	12	0	7	292	13.7
ANZE KOPITAR	LOS ANGELES	81	25	49	74	34	16	5	1	8	177	14.1
TYLER SEGUIN	DALLAS	72	33	40	73	2	16	7	0	6	278	11.9
ALEX OVECHKIN	WASHINGTON	79	50	21	71	21	53	19	0	8	398	12.6
JOHN TAVARES	NY ISLANDERS	78	33	37	70	6	38	7	0	5	250	13.2
NICKLAS BACKSTROM	WASHINGTON	75	20	50	70	17	36	3	0	4	129	15.5
PATRICE BERGERON	BOSTON	80	32	36	68	12	49	12	1	6	282	11.3
CLAUDE GIROUX	PHILADELPHIA	78	22	45	67	8-	53	6	1	5	241	9.1
KRIS LETANG	PITTSBURGH	71	16	51	67	9	66	5	0	2	218	7.3
NIKITA KUCHEROV	TAMPA BAY	77	30	36	66	9	30	9	0	4	209	14.4
JAROMIR JAGR	FLORIDA	79	27	39	66	23	48	5	0	4	143	18.9
TAYLOR HALL	EDMONTON	82	26	39	65	4-	54	4	0	6	286	9.1

GOALTENDING LEADERS (Minimum 25 GPI)

GOALTENDER	TEAM	GPI	MINS	GA	GAA
BEN BISHOP	TAMPA BAY	61	3585	123	2.06
*JOHN GIBSON	ANAHEIM	40	2295	79	2.07
BRIAN ELLIOTT	ST. LOUIS	42	2263	78	2.07
CORY SCHNEIDER	NEW JERSEY	58	3412	122	2.15
AL MONTOYA	FLORIDA	25	1351	49	2.18

*Rookie

2016 STANLEY CUP PLAYOFFS

EASTERN CONFERENCE

NY Islanders def. Florida	4-2
Tampa Bay def. Detroit	4-1
Washington def. Philadelphia	4-2
Pittsburgh def. NY Rangers	4-1
Tampa Bay def. NY Islanders	4-1
Pittsburgh def. Washington	4-2
Pittsburgh def. Tampa Bay	4-3

WESTERN CONFERENCE

Dallas def. Minnesota	4-2
St. Louis def. Chicago	4-3
Nashville def. Anaheim	4-3
San Jose def. Los Angeles	4-1
Dallas def. St. Louis	4-3
San Jose def. Nashville	4-3
San Jose def. St. Louis	4-2

Pittsburgh def. San Jose 4-2 to win the Stanley Cup

2015-16 HURRICANES SCORING

POS	NO	PLAYER	GP	TOI	G	A	PTS	+/-	PIM	GOALS			SHOOTING	
										PP	SH	GW	S	PCTG
C	53	JEFF SKINNER	82	16:17	28	23	51	2-	38	4	0	7	258	10.9
C	49	VICTOR RASK	80	16:58	21	27	48	6-	24	5	0	5	160	13.1
C	11	JORDAN STAAL	82	18:18	20	28	48	6	34	6	0	4	151	13.2
C	16	ELIAS LINDHOLM	82	18:06	11	28	39	23-	24	2	0	3	176	6.3
D	27	JUSTIN FAULK	64	24:02	16	21	37	22-	27	12	0	4	184	8.7
C	42	JOAKIM NORDSTROM	71	15:37	10	14	24	1	12	0	1	1	81	12.3
C	15	ANDREJ NESTRASIL	55	14:21	9	14	23	4	8	2	0	1	105	8.6
C	20	RILEY NASH	64	12:57	9	13	22	5-	18	2	0	1	76	11.8
D	5	*NOAH HANIFIN	79	17:54	4	18	22	14-	22	1	0	0	122	3.3
D	74	*JACCOB SLAVIN	63	20:59	2	18	20	1	8	0	0	0	84	2.4
D	65	RON HAINSEY	81	22:19	5	14	19	13-	37	0	0	2	131	3.8
L	34	*PHILLIP DI GIUSEPPE	41	14:15	7	10	17	0	18	0	0	1	68	10.3
D	54	*BRETT PESCE	69	18:46	4	12	16	7-	16	1	0	1	85	4.7
L	25	CHRIS TERRY	68	11:16	8	3	11	12-	16	0	0	0	78	10.3
C	18	JAY MCCLEMENT	77	11:36	3	8	11	17-	24	0	1	0	64	4.7
D	7	RYAN MURPHY	35	17:15	0	10	10	1-	10	0	0	0	47	.0
C	14	NATHAN GERBE	47	13:27	3	4	7	15-	14	0	0	0	73	4.1
C	24	BRAD MALONE	57	9:32	2	4	6	11-	75	0	0	0	31	6.5
L	23	*BROCK MCGINN	21	11:11	3	1	4	14-	10	0	0	0	25	12.0
C	33	DEREK RYAN	6	12:12	2	0	2	1	2	1	0	0	5	40.0
C	36	*PATRICK BROWN	7	12:36	1	1	2	4	4	0	0	0	8	12.5
G	31	EDDIE LACK	34	56:28	0	2	2	0	0	0	0	0	0	.0
D	47	MICHAL JORDAN	36	15:10	1	0	1	5-	12	0	0	0	36	2.8
L	61	*SERGEY TOLCHINSKY	2	11:47	0	1	1	1	0	0	0	0	1	.0
D	21	JAMES WISNIEWSKI	1	:47	0	0	0	0	0	0	0	0	0	.0
D	46	*TREVOR CARRICK	2	16:39	0	0	0	1-	0	0	0	0	3	.0
L	56	*BRENDAN WOODS	5	8:42	0	0	0	0	7	0	0	0	5	.0
C	48	*BRODY SUTTER	8	8:58	0	0	0	4-	0	0	0	0	7	.0
G	30	CAM WARD	52	58:25	0	0	0	0	0	0	0	0	0	.0

TRADED PLAYERS' CAROLINA TOTALS

R	10	KRIS VERSTEEG	63	16:23	11	22	33	6-	36	2	0	2	136	8.1
C	12	ERIC STAAL	63	19:17	10	23	33	3-	32	1	0	0	159	6.3
D	26	JOHN-MICHAEL LILES	64	20:33	6	9	15	3-	16	1	1	1	92	6.5

*Rookie

GOALTENDING

NO	GOALTENDER	GP	MINS	AVG	W	L	T	EN	SO	GA	SA	SV%	G	A	PIM
30	CAM WARD	52	3038	2.41	23	17	10	4	1	122	1343	.909	0	0	0
31	EDDIE LACK	34	1920	2.81	12	14	6	5	2	90	910	.901	0	2	0
CAR TOTALS		82	5005	2.65	35	31	16	9	3	221	2262	.902			

STATISTICS

HURRICANES POWER PLAY

OVERALL:	40/238	(16.8%—24th in the NHL)
AT HOME:	21/115	(18.3%—19th in the NHL)
ON ROAD:	19/123	(15.4%—23rd in the NHL)

HURRICANES SHORTHANDED

OVERALL:	172/204	(84.3%—6th in the NHL)
AT HOME:	86/98	(87.8%—2nd in the NHL)
ON ROAD:	86/106	(81.1%—15th in the NHL)

HURRICANES BY PERIOD

	1st	2nd	3rd	OT	TOTALS
GOALS	49	74	65	8	196
SHOTS	742	841	812	56	2451

OPPONENTS BY PERIOD

	1st	2nd	3rd	OT	TOTALS
GOALS	51	80	79	11	221
SHOTS	699	786	721	55	2261

OPENING GAME ROSTER VS. NASHVILLE PREDATORS

(Road 10/8/15)

5	Noah Hanifin.....	D
7	Ryan Murphy.....	D
11	Jordan Staal.....	C
12	Eric Staal.....	C
14	Nathan Gerbe.....	LW
15	Andrej Nestrasil.....	C
16	Elias Lindholm.....	C
18	Jay McClement.....	C
20	Riley Nash.....	C
21	James Wisniewski.....	D
24	Brad Malone (healthy extra).....	C
25	Chris Terry.....	LW
26	John-Michael Liles.....	D
27	Justin Faulk.....	D
30	Cam Ward.....	G
31	Eddie Lack.....	G
32	Kris Versteeg.....	RW
42	Joakim Nordstrom.....	LW
47	Michal Jordan (healthy extra).....	D
49	Victor Rask.....	C
53	Jeff Skinner.....	LW
65	Ron Hainsey.....	D

CLOSING GAME ROSTER VS. FLORIDA PANTHERS

(Road 4/9/16)

5	Noah Hanifin.....	D
7	Ryan Murphy.....	D
11	Jordan Staal.....	C
14	Nathan Gerbe.....	C
15	Andrej Nestrasil (injured - back).....	C
16	Elias Lindholm.....	C
18	Jay McClement.....	C
20	Riley Nash.....	C
21	James Wisniewski (injured - ACL tear).....	D
24	Brad Malone.....	C
25	Chris Terry.....	LW
27	Justin Faulk.....	D
30	Cam Ward.....	G
31	Eddie Lack.....	G
33	Derek Ryan (injured - concussion).....	C
34	Phil Di Giuseppe (injured - concussion).....	LW
42	Joakim Nordstrom.....	LW
47	Michal Jordan.....	D
49	Victor Rask.....	C
53	Jeff Skinner.....	C
54	Brett Pesce.....	D
56	Brendan Woods.....	LW
65	Ron Hainsey.....	D
74	Jacob Slavin.....	D

REGULAR SEASON OFFENSIVE PROFICIENCY

*Does not include goals awarded for shootout wins

WHEN CANES SCORE:	GP	W-L-OT	PTS
No Goals	5	0-4-1	1
One Goal	22	3-13-6	12
Two Goals	19	3-10-6	12
Three Goals	18	12-3-3	27
Four Goals	8	8-0-0	16
Five Or More Goals	10	9-1-0	18
Totals	82	35-31-16	86

REGULAR SEASON DEFENSIVE PROFICIENCY

*Does not include goals awarded to opponents in shootout losses

WHEN CANES ALLOW:	GP	W-L-OT	PTS
No Goals	3	3-0-0	6
One Goal	13	11-0-2	24
Two Goals	19	11-3-5	27
Three Goals	19	7-6-6	20
Four Goals	20	2-15-3	7
Five Or More Goals	8	1-7-0	2
Totals	82	35-31-16	86

OT GOALS, HAT TRICKS, SHUTOUTS AND PENALTY SHOTS

OVERTIME GOALS

Victor Rask	10/21/15	in a 1-0 win at Colorado
Ron Hainsey	10/29/15	in a 3-2 win at NY Islanders
Jordan Staal	11/7/15	in a 3-2 win vs. Ottawa
Jason Zucker	11/12/15	in a 3-2 loss vs. Minnesota
Jakub Voracek	11/14/15	in a 3-2 loss vs. Philadelphia
Shayne Gostisbehere	11/23/15	in a 3-2 loss at Philadelphia
Victor Rask	12/12/15	in a 5-4 win at Arizona
Shayne Gostisbehere	12/15/15	in a 4-3 loss at Philadelphia
Mattias Ekholm	1/2/16	in a 2-1 loss vs. Nashville
Andrej Sekera	1/4/16	in a 1-0 loss at Edmonton
Jordan Staal	1/9/16	in a 4-3 win at Columbus
Jeff Skinner	1/12/16	in a 3-2 win vs. Pittsburgh
Bo Horvat	1/15/16	in a 3-2 loss vs. Vancouver
Jordan Staal	1/21/16	in a 1-0 win at Toronto
Alex Killorn	3/5/16	in a 4-3 loss at Tampa Bay
Phil Di Giuseppe	3/10/16	in a 3-2 win at Boston
Jack Eichel	3/12/16	in a 3-2 loss at Buffalo
Alex Ovechkin	3/15/16	in a 2-1 loss at Washington
Cal Clutterbuck	3/26/16	in a 4-3 loss vs. NY Islanders

HAT TRICKS (Number in NHL Career/Number with the Hurricanes)

Joel Ward	10/24/15	in a 5-2 SJ win at San Jose
Jeff Skinner (3/3)	12/11/15	in a 5-1 win at Anaheim
Jeff Skinner (4/4)	12/15/15	in a 4-3 OT at Philadelphia
Brandon Saad	4/2/16	in a 5-1 CBJ win at Carolina

SHUTOUTS (Number in NHL Career/Number with the Hurricanes)

Cam Ward (23/23)	10/21/15	in a 1-0 win at Colorado
Jonathan Quick	10/23/15	in a 3-0 LA win at Los Angeles
Henrik Lundqvist	11/10/15	in a 3-0 NYR win at NY Rangers
Roberto Luongo	12/18/15	in a 2-0 FLA win at Carolina
Cam Talbot	1/4/16	in a 1-0 EDM win at Edmonton
Marc-Andre Fleury	1/17/16	in a 5-0 PIT win at Pittsburgh
Eddie Lack (1/1)	1/21/16	in a 1-0 win at Toronto
Eddie Lack (2/2)	1/26/16	in a 5-0 win at Chicago

PENALTY SHOTS

Dustin Brown	11/22/15	in a 4-3 LA loss at Carolina (successful vs. Ward)
Brayden Schenn	11/23/15	in a 3-2 CAR loss at Philadelphia (unsuccessful vs. Lack)
Jeff Skinner	12/12/15	in a 5-4 Carolina win at ARI (unsuccessful vs. Lindback)
Elias Lindholm	1/24/16	in a 5-2 Calgary loss at CAR (successful vs. Ramo)

RECORD BY OPPONENT

OPPONENT	GP	W-L-OT	PTS	GF	GA
Anaheim	2	1-0-0	2	6	5
Arizona	2	2-0-0	4	10	8
Boston	3	2-1-0	4	5	7
Buffalo	3	0-2-1	1	5	10
Calgary	2	1-1-0	2	6	6
Chicago	2	2-0-0	4	7	1
Colorado	2	2-0-0	4	4	2
Columbus	4	3-1-0	6	12	11
Dallas	2	0-2-0	0	6	10
Detroit	3	2-1-0	4	11	8
Edmonton	2	1-0-1	3	4	2
Florida	3	0-3-0	0	3	11
Los Angeles	2	1-1-0	2	4	6
Minnesota	2	0-0-2	2	4	5
Montreal	3	1-1-1	3	6	7
Nashville	2	0-1-1	1	2	4
New Jersey	5	3-2-0	6	12	12
NY Islanders	4	2-0-2	6	13	10
NY Rangers	4	1-3-0	2	8	14
Ottawa	3	2-1-0	4	8	9
Philadelphia	4	1-0-3	5	10	11
Pittsburgh	5	2-2-1	5	8	13
San Jose	2	1-1-0	2	7	7
St. Louis	2	1-1-0	2	6	6
Tampa Bay	3	0-2-1	1	8	12
Toronto	3	1-1-1	3	3	4
Vancouver	2	0-1-1	1	4	6
Washington	4	1-2-1	3	7	10
Winnipeg	2	2-0-0	4	7	4
Totals	82	35-41-11	86	196	221

*GF/GA totals do not include goals awarded for shootout wins

DECISION BREAKDOWN

	GP	W	L
One Goal	45	20	25
Two Goal	13	7	6
Three Goal	19	6	13
Four Goal	3	1	2
Five Goal	2	1	1
Six Goal	0	0	0
Seven Goal	0	0	0
Totals	82	35	47*
*Includes 16 overtime/shootout losses			
Ties	0		
3-on-3 Overtime	19	8	11
Shootout	7	2	5
Overtime/Shootout	26	10	16

HIGHS AND LOWS

STREAK	2015-16 SEASON	CAROLINA RECORD	FRANCHISE RECORD
Winning	4 – 1/8/16-1/14/16	9 – 10/22/05-11/11/05 9 – 12/31/05-1/19/06 9 – 3/18/09-4/7/09	9 – 10/22-11/11, 2005 9 – 12/31, 2005-1/19, 2006 9 – 3/18/09-4/7/09
Unbeaten	4 – 1/8/16-1/14/16	9 – 12/31/00-1/18/01: 7-0-2-0 9 – 10/22/05-11/11/05: 9-0-0 9 – 12/31/05-1/19/06: 9-0-0 9 – 3/18/09-4/7/09: 9-0-0	10 – 1/20-2/10, 1982: 6-0-4
Points Earned	6 – 3/1/16-3/15/16	12 – 10/12/05-11/11/05	12 – 10/12/05-11/11/05
Losing	3 – three times, m.r., 2/25/16-2/28/16	7 – 10/28/09-11/11/09, 4/1/13-4/11/13	9 – 2/19/83-3/8/83
Winless	5 – twice, m.r., 3/12/16-3/22/16; 0-2-3	14 – 10/10/09-11/13/09: 0-10-4	14 – 1/4/92-2/9/92: 0-8-6 14 – 10/10/09-11/13/09: 0-10-4
Winning, Home	3 – 2/13/16-2/19/16	12 – 2/20/09-4/7/09	12 – 2/20/09-4/7/09
Unbeaten, Home	3 – 2/13/16-2/19/16	12 – 2/20/09-4/7/09: 12-0-0	12 – 2/20/09-4/7/09: 12-0-0
Points Earned, Home	6 – 1/24/16-2/19/16: 5-0-1	15 – 12/13/05-1/28/06: 14-0-1	15 – 12/13/05-1/28/06: 14-0-1
Losing, Home	2 – five times, m.r., 4/2/16-4/7/16	8 – 3/14/13-4/8/13	8 – 3/14/13-4/8/13
Winless, Home	4 – 11/12/15-11/20/15: 0-1-3	9 – 1/17/02-3/18/02: 0-1-8-0	13 – 1/15/85-3/10/85: 0-11-2
Winning, Road	2 – four times, m.r., 1/9/16-1/14/16	5 – three times, m.r. = 3/15/11-4/8/11: 5-0-0	6 – 11/10/90-12/7/90
Unbeaten, Road	2 – four times, m.r., 1/9/16-1/14/16	5 – four times, m.r. = 3/15/11-4/8/11: 5-0-0	8 – 11/11/96-12/5/96: 4-0-4
Points Earned, Road	5 – twice, m.r., 3/1/16-3/15/16: 2-0-3	n/a	n/a
Losing, Road	3 – 11/27/15-12/8/15	9 – 1/8/03-2/11/03: 0-7-0-2	13 – 12/18/82-2/5/83
Winless, Road	5 – 11/10/15-12/8/15: 0-4-1	15 – 1/7/03-3/2/03: 0-11-2-2	15 – 11/11/79-1/9/80: 0-11-4 15 – 1/7/03-3/2/03: 0-11-2-2

SINGLE-GAME HIGHS	2015-16 SEASON	CAROLINA RECORD	FRANCHISE RECORD
Goals	6 – 2/13/16 vs. NYI	9 – 3/7/09 at TB and 4/7/09 vs. NYI	11 – three times, m.r., 1/17/86 vs. QUE
Goals allowed	6 – 12/8/15 at DAL	9 – 11/25/05 vs. ATL	12 – 2/1/83 at QUE
Win margin	5 – 1/26/16 vs. CHI	9 – 4/7/09 vs. NYI	11 – 2/12/84 vs. EDM
Loss margin	5 – 1/17/16 at PIT	9 – 11/25/05 vs. ATL	9 – three times, m.r., 11/12/05 vs. ATL
Shots	47 – 10/10/15 vs. DET	57 – 4/7/09 vs. NYI	65 – 3/15/84 vs. TOR
Shots allowed	48 – 3/17/16 at PIT	60 – 10/25/08 at NYI	60 – 10/25/08 at NYI
Shots, both teams	81 – 3/17/16 at PIT		95 – 3/21/82 at PHI
Fewest shots	18 – twice, m.r., 2/23/16 vs. PHI	10 – 1/3/99 at MTL	10 – 1/30/99 at MTL
Fewest shots allowed	18 – 2/21/16 vs. TB	10 – twice, m.r., 3/26/07 vs. WSH	10 – twice, m.r., 3/26/07 vs. WSH
Fewest shots, both teams	40 – 11/14/15 vs. PHI		33 – 11/20/93 vs. SJ
Most PP goals	2 – three times, m.r., 2/16/16 vs. WPG	5 – 11/29/02 vs. DET and 3/28/08 vs. ATL	5 – 11/29/02 vs. DET and 3/28/08 vs. ATL
Most PP goals allowed	2 – four times, m.r., 2/3/16 at CGY	5 – twice, m.r., 10/26/07 vs. MTL	5 – twice, m.r., 10/26/07 vs. MTL
Most SH goals	1 – three times, m.r., 3/8/16 vs. OTT	3 – 4/7/06 at WSH	3 – 4/7/06 at WSH

SINGLE-PERIOD HIGHS	2015-16 SEASON	CAROLINA RECORD	FRANCHISE RECORD
Goals	5 – 2/13/16 vs. NYI, 2nd	6 – twice, m.r., 3/7/09 at TB, 2nd	7 – twice, m.r., 10/19/85 vs. MTL, 1st
Goals allowed	4 – 12/8/15 at DAL, 1st	6 – twice, m.r., 2/10/07 at MIN, 1st	7 – 12/6/82 at MTL, 3rd
Shots	19 – four times, m.r., 3/26/16 vs. NYI, 2nd	26 – 3/2/14 at ANA, 3rd	32 – 3/15/84 vs. TOR, 2nd
Shots allowed	22 – 3/17/16 at PIT, 1st	24 – twice, m.r., 10/24/05 vs. OTT, 3rd	28 – 1/30/82 vs. BOS, 3rd
Shots, both teams	36 – 3/17/16 at PIT, 1st	39 – 12/10/01 at NYR, 2nd	41 – 2x, m.r., 2/25/84 vs. PHI, 1st
Fewest shots	2 – twice, m.r., 4/2/16 vs. CBJ, 2nd	0 – 3x, m.r., 3/18/14 at CBJ, 3rd	0 – 5 times, m.r., 3/18/14 at CBJ, 3rd
Fewest shots allowed	1 – 1/22/16 vs. NYR, 3rd	0 – 2/3/04 at COL, 3rd	0 – 4 times, m.r., 2/3/04 at COL, 3rd
Fewest shots, both teams	9 – 11/16/15 vs. ANA, 1st	7 – 3x, m.r., 12/4/98 vs. PIT, 1st	6 – 3/28/89 at BUF, 1st

INDIVIDUAL HIGHS ANDS LOWS

STREAK	2015-16 SEASON	CAROLINA RECORD	FRANCHISE RECORD
Goals	3 – eight times, m.r., Victor Rask; 3/24/16-3/27/16	6 – twice, m.r., Ray Sheppard; 11/14/98-11/25/98	9 – Pierre Larouche; 1/25/82-2/13/82
Assists	4 – twice, Jeff Skinner; 1/24/16-2/5/16	11 – Eric Staal; 2/10/12-3/6/12	11 – Eric Staal; 2/10/13-3/6/12
Points	7 – Justin Faulk; 11/12/15-11/25/15: 3g, 5a	12 – Eric Staal; 2/8/12-3/6/12: 7g, 14a	18 – Mike Rogers; 11/22/80-1/2/81: 19g, 20a

IND. HIGHS, GAME	2015-16 SEASON	CAROLINA RECORD	FRANCHISE RECORD
Goals	3 – twice, m.r., Jeff Skinner; 12/15/15 at PHI	4 – Eric Staal; 3/7/08 at TB	4 – three times, m.r., Eric Staal; 3/7/09 at TB
Assists	3 – four times, m.r., Elias Lindholm; 1/12/16 vs. PIT	4 – 8x, m.r., Eric Staal; 11/9/10 vs. EDM	6 – Ron Francis; 3/5/87 vs. BOS
Points	3 – nine times, m.r., Elias Lindholm; 1/12/16 vs. PIT	6 – Eric Staal; 3/7/09 at TB: 4g, 2a	6 – four times, m.r., Eric Staal; 3/7/09 at TB: 4g, 2a
PIMs	14 – Jeff Skinner; 3/22/16 vs. BUF	26 – Enrico Ciccone; 10/20/97 at NYR	42 – twice, m.r., Nick Kypreos; 12/11/92 at BUF
Shots	8 – twice, m.r., Jeff Skinner; 2/28/16 vs. STL	26 – Eric Staal, 10/23/09 at COL 13 – Jeff Skinner, 3/13/14 vs. BUF	13 – Jeff Skinner, 3/13/14 vs. BUF

IND. HIGHS, PERIOD	2015-16 SEASON	CAROLINA RECORD	FRANCHISE RECORD
Goals	2 – five times, m.r., Jeff Skinner; 2/19/16 vs. SJ, 3rd	3 – five times, m.r., Eric Staal; 12/26/08 at ATL, 3rd	3 – five times, m.r., Eric Staal; 12/26/08 at ATL, 3rd
Assists	3 – Victor Rask; 12/8/15 at DAL, 3rd	3 – 11 times, m.r., Victor Rask; 12/8/15 at DAL, 3rd	n/a
Points	3 – Victor Rask; 12/8/15 at DAL, 3rd	4 – three times, m.r., Jiri Tlustý; 2/11/13 at NYI, 3rd	n/a
PIMs	14 – Jeff Skinner; 3/22/16 vs. BUF, 2nd	24 – Enrico Ciccone; 10/29/97 at NYR, 3rd and Eric Staal; 10/23/09 at COL, 3rd	n/a
Shots	6 – Victor Rask; 3/27/16 vs. NJ, 1st	7 – Eric Staal; 3/16/11 vs. TOR, 3rd	n/a

GOALTENDING HIGHS	2015-16 SEASON	CAROLINA RECORD	FRANCHISE RECORD
Saves, Game	44 – Eddie Lack; 3/17/16 at PIT	57 – Cam Ward; 10/25/08 at NYI	57 – Cam Ward; 10/25/08 at NYI
Saves, Period	21 – Eddie Lack; 3/17/16 at PIT	24 – Martin Gerber; 10/24/05 vs. OTT, 3rd	24 – Martin Gerber; 10/24/05 vs. OTT, 3rd
Win Streak	3 – Cam Ward; 1/8/16-1/12/16	9 – Cam Ward; 3/18/09-4/7/09	9 – Cam Ward; 3/18/09-4/7/09
Unbeaten Streak	10 – Cam Ward; 1/4/16-2/19/16	9 – Arturs Irbe; 12/31/00-1/18/01 and Cam Ward: 3/18/09-4/7/09	9 – Arturs Irbe; 12/31/00-1/18/01 and Cam Ward: 3/18/09-4/7/09
Losing Streak	4 – Cam Ward; 11/10/15-11/20/15	11 – Kevin Weekes; 12/27/02-2/11/03	11 – Kevin Weekes; 12/27/02-2/11/03
Consecutive Starts in a Single Season	6 – three times, m.r., Cam Ward; 2/19/16-2/28/16	40 – Arturs Irbe; 11/4/00-2/7/01: 21-15-3	40 – Arturs Irbe; 11/4/00-2/7/01: 21-15-3

RESULTS

NO.	DATE	GAME	RESULT	REC.	GF-GA	CAR SCORERS	GW	PP	PK	SF-SA	W-L GOALIE	ATTEND.
1	10/08/2015	at NSH	L	00-01-00	1-2	12	38	0-3	2-3	26-25	35 / 30	17204+
2	10/10/2015	DET	L	00-02-00	3-4	49,14,27P	8	1-6	1-1	47-19	34 / 30	18949+
3	10/13/2015	FLA	L	00-03-00	1-4	16	86	0-4	3-3	23-30	35 / 31	10901
4	10/16/2015	at DET	W	01-03-00	5-3	23,27P,12,32,25	32	1-3	2-2	36-20	30 / 35	20027
5	10/17/2015	at WSH	L	01-04-00	1-4	53	19	0-4	0-2	19-34	70 / 30	18506+
6	10/21/2015	at COL	W*	02-04-00	1-0	49	49	0-5	4-4	19-26	30 / 1	12826
7	10/23/2015	at LA	L	02-05-00	0-3		73	0-4	1-2	40-28	32 / 30	18230+
8	10/24/2015	at SJ	L	02-06-00	2-5	27P,20	8	1-3	1-1	34-21	31 / 31	15814
9	10/27/2015	at DET	W	03-06-00	3-1	49,65,12	65	0-3	2-2	21-26	30 / 34	20027
10	10/29/2015	at NYI	W*	04-06-00	3-2	23,25,65	65	0-2	1-2	29-19	31 / 1	11494
11	10/30/2015	COL	W	05-06-00	3-2	49,27P,53	53	1-4	3-3	26-32	30 / 1	9345
12	11/01/2015	TB	L	05-07-00	3-4	12P,32,11	9	1-2	3-4	35-31	88 / 30	9081
13	11/06/2015	DAL	L	05-08-00	1-4	11	10	0-0	1-1	31-28	32 / 31	10188
14	11/07/2015	OTT	W*	06-08-00	3-2	27P,53,11	11	1-3	1-2	46-21	30 / 30	10005
15	11/10/2015	at NYR	L	06-09-00	0-3		19	0-6	2-2	33-23	30 / 30	18006+
16	11/12/2015	MIN	O*	06-09-01	2-3	27P,15	16	1-3	0-0	39-21	40 / 30	9511
17	11/14/2015	PHI	O*	06-09-02	2-3	16,49P	93	1-3	1-1	21-19	35 / 30	13758
18	11/16/2015	ANA	L	06-10-02	1-4	5	45	0-3	0-0	25-20	30 / 31	9305
19	11/20/2015	TOR	O**	06-10-03	1-2	24	19	0-2	3-4	34-25	34 / 30	10327
20	11/22/2015	LA	W	07-10-03	4-3	54,53,27P,27P	27	2-6	2-3	29-29	30 / 32	10154
21	11/23/2015	at PHI	O*	07-10-04	2-3	49,54	53	0-5	2-4	33-36	30 / 31	18636
22	11/25/2015	EDM	W	08-10-04	4-1	11,16,53,15	16	0-1	3-4	27-31	30 / 39	10911
23	11/27/2015	at BUF	L	08-11-04	1-4	49	15	0-2	1-1	28-21	31 / 30	18052
24	11/30/2015	at NYR	L	08-12-04	3-4	11,49,25	16	0-3	2-4	36-22	30 / 30	18006+
25	12/03/2015	NJ	L	08-13-04	1-5	24	14	0-2	3-4	31-27	1 / 31	9254
26	12/05/2015	MTL	W	09-13-04	3-2	53,42,53P	53	1-4	4-4	29-38	30 / 39	10687
27	12/06/2015	ARI	W	10-13-04	5-4	32,18,12,65,27P	27	1-4	3-4	18-23	30 / 29	9021
28	12/08/2015	at DAL	L	10-14-04	5-6	74,27P,34,27P,53	10	2-3	1-3	30-20	31 / 31	18287
29	12/11/2015	at ANA	W	11-14-04	5-1	53,53,16P,11,53	53	1-3	1-1	24-32	31 / 36	17174+
30	12/12/2015	at ARI	W*	12-14-04	5-4	32,15P,34,27P,49	49	2-3	2-2	33-29	31 / 29	12668
31	12/15/2015	at PHI	O*	12-14-05	3-4	53,53P,53	53	1-4	2-2	32-31	30 / 31	18205
32	12/18/2015	FLA	L	12-15-05	0-2		33	0-2	3-3	24-18	1 / 30	10511
33	12/19/2015	at PIT	W	13-15-05	2-1	11P,26P	26	2-4	1-2	26-38	30 / 30	18590+
34	12/21/2015	WSH	L	13-16-05	1-2	32	25	0-3	2-2	32-21	31 / 30	13228
35	12/26/2015	NJ	W	14-16-05	3-1	54,27,42	27	0-1	1-1	25-20	30 / 35	11654
36	12/27/2015	at CHI	W	15-16-05	2-1	27,49	49	0-0	1-1	27-36	31 / 50	22157+
37	12/29/2015	at NJ	L	15-17-05	2-3	12,12	8	0-1	2-2	28-24	1 / 30	16514+
38	12/31/2015	WSH	W	16-17-05	4-2	34,12,53,15	53	0-3	0-0	37-32	31 / 31	14134
39	01/02/2016	NSH	O*	16-17-06	1-2	49	14	0-3	4-4	28-21	35 / 31	12149
40	01/04/2016	at EDM	O*	16-17-07	0-1		2	0-1	2-2	29-27	33 / 30	16839+
41	01/06/2016	at VAN	L	16-18-07	2-3	26S,11	53	0-2	4-5	28-21	25 / 31	18364
42	01/08/2016	CBJ	W	17-18-07	4-1	11P,16,25,16	16	1-4	4-5	29-36	30 / 31	14241
43	01/09/2016	at CBJ	W*	18-18-07	4-3	15P,32,26,11	11	1-4	2-2	30-24	30 / 70	16532
44	01/12/2016	PIT	W*	19-18-07	3-2	12,32,53P	53	1-3	2-2	21-25	30 / 29	13012
45	01/14/2016	at STL	W	20-18-07	4-1	53,54P,23,20	54	1-3	4-4	28-24	31 / 1	19282+
46	01/15/2016	VAN	O*	20-18-08	2-3	32P,26	53	1-3	0-0	40-22	25 / 30	11657
47	01/17/2016	at PIT	L	20-19-08	0-5		3	0-4	3-4	22-32	29 / 31	18528+
48	01/21/2016	at TOR	W*	21-19-08	1-0	11	11	0-4	2-2	41-32	31 / 34	18981+
49	01/22/2016	NYR	L	21-20-08	1-4	42	93	0-1	1-1	31-32	30 / 31	14102
50	01/24/2016	CGY	W	22-20-08	5-2	49,16,32,32P,42	32	1-5	5-5	36-35	31 / 31	9934
51	01/26/2016	CHI	W	23-20-08	5-0	53,20,26,42,20	53	0-2	4-4	40-26	31 / 50	14588
52	02/03/2016	at CGY	L	23-21-08	1-4	16	5	0-5	2-4	29-24	31 / 31	18895
53	02/05/2016	at WPG	W	24-21-08	5-3	34,15,11P,27,15	27	1-4	1-2	29-36	30 / 34	15294+
54	02/07/2016	at MTL	O**	24-21-09	1-2	53	42	0-2	2-2	35-34	40 / 30	21288+
55	02/12/2016	PIT	O**	24-21-10	1-2	15	58	0-3	1-1	30-26	29 / 30	15783
56	02/13/2016	NYI	W	25-21-10	6-3	20,5,32,15,49P,49	15	1-2	1-2	31-26	30 / 41	16520
57	02/16/2016	WPG	W	26-21-10	2-1	11P,20P	20	2-5	4-4	29-21	31 / 31	10489
58	02/18/2016	at OTT	L	26-22-10	2-4	11,20P	5	1-2	4-4	32-22	41 / 31	16994
59	02/19/2016	SJ	W	27-22-10	5-2	25,42,53P,53,11	53	1-2	0-0	37-24	30 / 31	11756
60	02/21/2016	TB	L	27-23-10	2-4	42S,47	91	0-2	3-4	31-18	30 / 30	10422

NO.	DATE	GAME	RESULT	REC.	GF-GA	CAR SCORERS	GW	PP	PK	SF-SA	W-L GOALIE	ATTEND.
61	02/23/2016	PHI	W	28-23-10	3-1	42,11,12	11	0-3	3-3	18-37	30 / 30	10896
62	02/25/2016	at TOR	L	28-24-10	1-3	26	32	0-4	3-4	31-29	45 / 30	18862+
63	02/26/2016	BOS	L	28-25-10	1-4	5P	39	1-3	1-1	40-22	40 / 30	17917
64	02/28/2016	STL	L	28-26-10	2-5	53,65	28	0-3	2-2	34-40	34 / 30	15128
65	03/01/2016	at NJ	W	29-26-10	3-1	33P,42,14	42	1-2	2-2	19-30	31 / 35	14251
66	03/05/2016	at TB	O*	29-26-11	3-4	49,11P,53	17	1-3	4-4	27-30	30 / 31	19092+
67	03/08/2016	OTT	W**	30-26-11	4-3	53,18S,53	74	0-2	1-1	37-24	30 / 30	10743
68	03/10/2016	at BOS	W*	31-26-11	3-2	16P,14,34	34	1-3	1-2	28-32	30 / 40	17565+
69	03/12/2016	at BUF	O*	31-26-12	2-3	34,49P	15	1-3	4-4	30-24	31 / 30	19070+
70	03/15/2016	at WSH	O*	31-26-13	1-2	11	8	0-2	1-1	26-31	70 / 31	18506+
71	03/17/2016	at PIT	L	31-27-13	2-4	34,20	87	0-5	3-3	33-48	30 / 31	18455+
72	03/19/2016	at MIN	O**	31-27-14	2-3	25,11	11	0-2	2-2	33-32	40 / 30	19044+
73	03/22/2016	BUF	L	31-28-14	2-3	25,42	22	0-2	4-4	27-25	31 / 30	12676
74	03/24/2016	at CBJ	W	32-28-14	3-2	49,25,16	16	0-1	3-3	24-44	31 / 72	16031
75	03/26/2016	NYI	O*	32-28-15	3-4	49,53,18	15	0-1	2-2	36-31	30 / 31	11636
76	03/27/2016	NJ	W	33-28-15	3-2	65,49P,49	49	1-5	2-2	23-25	30 / 31	12792
77	03/29/2016	at NYI	O**	33-28-16	1-2	33	21	0-1	2-3	27-31	1 / 30	13733
78	03/31/2016	NYR	W	34-28-16	4-3	36,27,53,49P	49	1-2	2-3	28-27	30 / 30	16336
79	04/02/2016	CBJ	L	34-29-16	1-5	53	20	0-2	3-4	27-27	70 / 31	11542
80	04/05/2016	at BOS	W**	35-29-16	2-1	74	5	0-3	3-3	28-36	30 / 40	17565+
81	04/07/2016	MTL	L	35-30-16	2-4	20,5	43	0-1	0-0	28-31	35 / 30	15120
82	04/09/2016	at FLA	L	35-31-16	2-5	16,11P	5	1-2	2-2	28-21	1 / 31	18434+

* = OVERTIME | ** = SHOOTOUT | + = SELLOUT

PNC ARENA

ARENA CAPACITY: 18,680



2015-16

ATT. TOTALS

HOME ATT.

ATT. AVG.

500,363

NO. OF GAMES

12,204

PCT. OF CAPACITY

41

NO. OF SELLOUTS

65.3%

1

RECORD BY MONTH

MONTH	GP	W	L	OT	PTS	GF*	GA*
October	11	5	6	0	10	23	30
November	13	3	6	4	10	27	38
December	14	8	5	1	17	41	38
January	13	7	3	3	17	32	27
February	13	5	6	2	12	32	34
March	14	6	2	6	18	35	39
April	4	1	3	0	2	6	15
TOTALS	82	35	31	16	86	196	221

RECORD BY DIVISION AND CONFERENCE

DIVISION	GP	W	L	OT	PTS	GF*	GA*
vs. Atlantic	24	8	12	4	20	49	68
vs. Metropolitan	30	13	10	7	33	70	81
vs. Central	14	7	4	3	17	36	32
vs. Pacific	14	7	5	2	16	41	40
CONFERENCE							
vs. Eastern	54	21	22	11	53	119	149
vs. Western	28	14	9	5	33	77	72

HOME AND ROAD RECORD

	GP	W	L	OT	PTS	GF*	GA*
Overall Record	82	35	31	16	86	196	221
Record at Home	41	19	15	7	45	106	112
Record on Road	41	16	16	9	41	90	109

*Does not include goals awarded for shootout wins

GAME BY GAME

Date	Opp.	HANIFIN #5	MURPHY #7	STAAL #11	STAAL #12	GERBE #14	NESTRASIL #15	LINDHOLM #16	McCLEMENT #18
Oct. 8	at NSH	0-0,0/-1 18:06	0-0,3/0 20:13	0-0,1/0 14:22	1-0,3/1 21:11	0-0,1/0 15:05	0-0,2/0 08:41	0-0,1/1 19:44	0-0,1/0 10:30
Oct. 10	vs. DET	0-1,4/2 17:21	0-1,3/2 21:41	0-0,3/-1 15:03	0-0,9/0 23:58	1-0,3/-1 16:43	0-0,2/-1 14:01	0-0,3/1 24:25	0-0,0/-1 09:43
Oct. 13	vs. FLA	0-0,0/-1 16:05	0-0,2/0 21:35	0-0,0/0 16:33	0-0,1/-2 18:24	0-0,0/-2 14:19	0-0,0/1 14:13	1-0,4/1 16:01	0-0,0/-2 12:06
Oct. 16	at DET	0-0,1/-1 14:41	0-0,1/-2 14:40	0-0,0/-1 18:48	1-2,3/2 19:08	0-0,4/0 17:32	0-0,3/0 16:34	0-0,3/-1 13:06	0-1,2/1 11:34
Oct. 17	at WSH	0-0,1/0 20:30	0-0,1/1 18:49	0-0,2/0 14:50	0-0,2/0 19:21	0-0,0/0 15:36	0-0,0/-1 13:51	0-0,1/0 15:54	0-0,0/0 11:58
Oct. 21	at COL	0-0,2/0 16:32	0-1,2/1 16:20	0-0,0/0 16:11	0-0,1/0 19:41	0-0,1/1 16:28	0-0,1/0 12:34	0-0,1/0 14:42	0-0,1/0 11:49
Oct. 23	at LA	0-0,2/-1 16:13	0-0,4/-1 18:12	0-0,1/0 16:52	0-0,2/-1 22:34	0-0,3/-1 18:24	0-0,1/0 05:18	0-0,2/-1 20:13	0-0,3/0 12:36
Oct. 24	at SJ	0-1,0/-1 16:12	0-0,2/0 18:33	0-0,1/-1 17:09	0-0,4/-3 17:38	0-1,2/-1 16:39	DNP	0-0,2/-3 16:33	0-0,1/-1 09:56
Oct. 27	at DET	DNP	0-0,0/1 18:20	0-0,1/0 13:37	1-0,2/2 20:04	0-0,2/0 16:10	DNP	0-0,0/0 16:51	0-0,1/-1 13:44
Oct. 29	at NYI	0-0,1/0 15:19	0-0,0/0 17:13	0-2,5/2 18:29	0-1,2/1 21:17	0-1,1/2 16:06	0-0,0/-1 07:36	0-0,1/0 16:31	0-1,2/0 10:11
Oct. 30	vs. COL	0-0,1/1 12:55	0-2,1/1 15:54	0-0,2/-2 17:42	0-0,2/1 20:13	0-0,2/-2 18:17	DNP	0-0,0/0 02:45	0-0,1/0 12:00
Nov. 1	vs. TB	0-0,2/-1 14:59	0-0,4/0 15:12	1-0,6/0 19:21	1-0,2/2 16:55	0-0,2/-1 17:01	DNP	0-0,1/0 14:55	0-0,0/0 12:10
Nov. 6	vs. DAL	0-0,1/2 20:05	0-0,1/-2 18:31	1-0,4/-1 17:41	0-1,1/-1 17:46	0-0,0/0 16:41	0-0,0/-2 08:56	0-0,1/-1 17:34	0-0,0/-2 11:32
Nov. 7	vs. OTT	DNP	0-0,3/0 21:44	1-1(W),2/2 19:36	0-1,3/2 24:40	0-0,2/0 17:51	DNP	0-0,3/0 17:25	0-0,2/-1 07:47
Nov. 10	at NYR	DNP	0-0,0/-1 20:36	0-0,1/0 19:38	0-0,3/-2 19:33	0-0,3/0 14:35	DNP	0-0,1/-2 17:42	0-0,0/-1 11:51
Nov. 12	vs. MIN	0-0,1/0 17:02	0-0,2/0 17:58	0-0,6/0 19:27	0-1,2/-1 20:08	0-0,1/0 15:22	1-0,2/0 08:00	0-0,2/-2 20:03	0-1,2/0 08:13
Nov. 14	vs. PHI	0-0,2/1 20:44	0-0,0/1 10:23	0-0,4/-1 16:06	0-2,0/1 17:56	0-0,1/0 10:10	0-0,0/0 10:53	1-0,2/1 15:42	0-1,1/1 11:48
Nov. 16	vs. ANA	1-0,1/0 19:52	DNP	0-0,1/-1 18:59	0-0,1/-1 22:25	0-0,1/-1 13:29	0-0,1/-1 13:08	0-0,3/1 19:01	0-0,2/-1 14:45
Nov. 20	vs. TOR	0-0,2/0 15:57	DNP	0-0,3/0 17:10	0-0,1/0 19:09	0-0,0/0 12:06	DNP	0-0,0/0 13:27	0-0,2/1 13:36
Nov. 22	vs. LA	0-1,3/0 18:37	DNP	0-0,0/0 17:49	0-0,3/0 21:33	0-0,0/-1 01:57	0-0,2/0 16:46	0-1,4/0 20:54	0-0,1/1 10:15
Nov. 23	at PHI	0-0,1/0 15:11	DNP	0-0,5/0 15:21	0-0,0/2 17:55	DNP	0-0,1/0 13:59	0-1,3/2 16:44	0-0,0/0 14:44
Nov. 25	vs. EDM	0-0,0/0 16:30	DNP	1-1,2/2 17:10	0-1,1/2 19:19	INJ	1-1,4/2 12:59	1-0(W),3/1 17:02	0-0,1/0 09:56
Nov. 27	at BUF	0-0,2/1 17:34	MIN	0-0,2/-3 14:43	0-1,3/0 19:02	INJ	0-0,0/-2 13:45	0-1,1/-1 16:34	0-0,1/0 12:47
Nov. 30	at NYR	0-0,2/1 19:34	MIN	0-1,0/1 16:56	0-0,3/1 20:56	INJ	0-1,4/1 12:01	0-1,6/0 21:19	0-0,1/0 09:04
Dec. 3	vs. NJ	0-0,1/0 20:55	0-0,2/-1 19:06	0-0,1/-1 18:46	0-0,3/-2 17:12	INJ	0-0,3/1 12:14	0-0,5/1 16:09	0-1,1/-1 12:45
Dec. 5	vs. MTL	0-0,1/-1 16:42	MIN	0-1,1/2 16:34	0-0,2/-2 20:09	INJ	0-2,1/2 12:05	0-0,5/-2 20:03	0-0,0/0 13:09
Dec. 6	vs. ARI	0-1,0/0 18:37	MIN	0-0,0/0 17:40	1-1,5/1 16:47	INJ	0-1,0/-1 14:58	0-1,1/2 16:22	1-0,2/1 12:14
Dec. 8	at DAL	0-2,4/1 18:07	MIN	0-0,0/0 16:35	0-1,3/0 19:58	INJ	0-1,1/0 14:55	0-1,3/-1 18:38	0-0,0/-2 10:23
Dec. 11	at ANA	0-0,1/0 18:21	MIN	0-1,0/1 17:54	0-1,3/-1 16:51	INJ	0-1,3/1 16:21	1-0,3/0 17:11	0-0,0/0 10:02
Dec. 12	at ARI	0-0,3/0 15:21	MIN	0-1,0/-2 17:48	0-0,3/0 19:34	INJ	1-0,1/0 14:00	0-3,2/0 18:59	0-0,0/-1 10:50
Dec. 15	at PHI	0-0,1/0 15:12	MIN	0-1,1/-1 17:16	0-0,2/0 20:46	INJ	0-0,3/-2 17:07	0-0,2/0 19:27	0-0,0/-1 10:37
Dec. 18	vs. FLA	0-0,0/0 15:59	MIN	0-0,2/-1 19:04	0-0,3/-2 19:56	INJ	0-0,1/0 14:43	0-0,1/-2 20:10	0-0,0/0 09:26
Dec. 19	at PIT	0-0,1/0 16:24	MIN	1-0,3/0 18:57	0-0,3/0 19:46	INJ	0-0,5/0 17:19	0-0,0/0 19:44	0-0,0/0 09:52
Dec. 21	vs. WSH	0-0,1/1 19:03	MIN	0-0,2/-1 17:20	0-1,3/1 21:07	INJ	0-0,1/-1 15:54	0-0,5/1 20:13	0-0,2/-1 08:27
Dec. 26	vs. NJ	0-0,0/0 18:29	MIN	0-0,1/1 16:59	0-1,1/1 16:00	INJ	0-0,2/1 16:39	0-3,1/1 16:51	0-0,0/0 12:33
Dec. 27	at CHI	0-0,0/1 14:14	MIN	0-0,3/0 16:59	0-0,1/-1 15:54	INJ	0-0,3/0 14:34	0-0,1/-1 15:43	0-0,0/0 10:52
Dec. 29	at NJ	0-0,1/1 18:15	MIN	0-0,0/-1 17:15	2-0,3/1 17:18	INJ	0-0,4/-1 16:15	0-1,2/1 16:33	0-0,0/0 14:57
Dec. 31	vs. WSH	0-0,1/0 17:55	MIN	0-1,1/1 15:20	1-1,2/1 23:04	INJ	1-0,3/1 15:55	0-1,4/0 20:14	0-0,2/0 10:17
Jan. 2	vs. NSH	0-0,1/0 16:02	MIN	0-0,2/0 19:33	0-0,2/-1 19:53	INJ	0-0,1/0 18:10	0-0,1/-1 20:07	DNP
Jan. 4	at EDM	0-0,4/0 16:54	MIN	0-0,1/0 17:40	0-0,4/0 19:04	INJ	0-0,0/0 17:02	0-0,1/0 16:26	0-0,1/0 10:53
Jan. 6	at VAN	0-1,4/-1 19:16	MIN	1-1,2/2 17:17	0-0,1/0 19:29	INJ	0-0,1/0 12:22	0-0,3/-1 18:05	0-0,1/0 12:57
Jan. 8	vs. CBJ	0-1,1/2 19:19	MIN	1-1,3/1 21:27	0-1,1/2 20:16	INJ	0-0,2/0 17:39	2-0(W),3/2 19:34	0-0,0/0 12:49
Jan. 9	at CBJ	0-1,2/-1 18:06	MIN	1-1(W),1/2 20:39	0-1,5/-2 19:01	INJ	1-0,6/0 19:55	0-1,1/-1 17:57	0-0,0/0 12:17
Jan. 12	vs. PIT	0-0,2/0 17:36	MIN	0-0,1/0 22:55	1-1,5/1 19:33	INJ	0-0,1/0 20:49	0-3,3/1 21:20	0-0,0/-1 09:37
Jan. 14	at STL	0-0,1/0 16:00	MIN	0-0,2/1 18:33	0-0,3/0 16:44	INJ	0-1,0/1 14:08	0-0,2/0 15:52	0-0,1/1 13:34
Jan. 15	vs. VAN	0-0,1/0 21:31	MIN	0-1,1/0 17:36	0-0,4/0 20:56	INJ	0-1,1/1 18:45	0-0,4/-1 21:33	0-0,1/-1 11:43
Jan. 17	at PIT	0-0,3/-1 17:06	MIN	0-0,0/0 18:20	0-0,1/-1 18:00	INJ	0-0,3/-1 14:30	0-0,1/-1 17:48	0-0,0/-1 14:01
Jan. 21	at TOR	0-0,1/0 21:35	MIN	1-0(W),4/1 17:26	0-0,4/0 20:32	INJ	0-0,4/0 15:21	0-0,0/0 18:51	0-0,0/0 12:04
Jan. 22	vs. NYR	0-0,1/-2 19:55	MIN	0-1,0/1 18:15	0-0,4/-1 16:02	INJ	0-1,1/0 15:11	0-0,2/-1 16:29	0-0,1/-1 14:43
Jan. 24	vs. CGY	0-0,1/1 20:56	MIN	0-2,2/1 17:30	0-1,1/0 19:18	DNP	0-1,4/1 14:19	1-0,4/1 17:01	0-0,0/0 14:18
Jan. 26	vs. CHI	0-0,2/1 18:32	MIN	0-1,2/1 16:48	0-1,3/1 16:02	DNP	0-1,2/1 14:02	0-1,0/1 16:55	0-1,5/2 14:19
Feb. 3	at CGY	0-0,2/0 21:29	0-0,2/0 13:28	0-0,3/0 16:35	0-0,1/-1 18:24	DNP	0-0,2/0 16:58	1-0,4/1 18:14	0-0,1/-1 12:29
Feb. 5	at WPG	0-0,1/0 13:10	DNP	1-2,2/3 19:17	0-0,1/-1 17:37	0-0,1/-1 09:14	2-0,6/3 16:08	0-0,3/-1 16:45	0-0,0/0 12:07
Feb. 7	at MTL	0-0,2/0 18:40	DNP	0-1,0/1 18:30	0-0,3/0 21:08	0-0,0/0 06:23	0-0,0/1 16:47	0-0,0/0 15:03	0-0,0/0 10:57
Feb. 12	vs. PIT	0-0,1/0 19:16	MIN	0-0,0/-1 19:43	0-0,1/1 22:34	0-0,0/0 07:20	1-0,4/0 17:14	0-0,3/0 22:38	0-0,0/0 08:14
Feb. 13	vs. NYI	1-0,3/2 16:01	MIN	0-2,1/1 18:25	0-0,0/-1 16:50	DNP	1-0(W),3/1 14:09	0-1,1/0 16:50	0-1,1/1 09:16
Feb. 16	vs. WPG	0-1,2/0 14:44	MIN	1-0,4/-1 19:26	0-0,0/0 18:57	DNP	0-0,6/-1 12:31	0-2,0/0 16:44	0-0,0/0 11:21
Feb. 18	at OTT	0-0,1/-1 16:11	MIN	1-0,2/0 18:49	0-0,5/-3 18:06	DNP	0-0,2/1 13:16	0-1,2/-1 19:12	0-0,1/-1 11:43
Feb. 19	vs. SJ	0-1,5/0 19:54	MIN	1-1,1/1 18:10	0-1,4/0 16:14	DNP	0-1,0/2 16:57	0-0,0/0 14:32	0-0,1/1 12:11
Feb. 21	vs. TB	0-0,2/0 17:24	MIN	0-1,2/1 18:38	0-0,5/-2 17:13	DNP	0-0,1/-1 12:59	0-0,2/0 17:05	0-0,0/0 12:16
Feb. 23	vs. PHI	0-0,1/-1 12:44	MIN	1-0(W),2/2 18:11	1-0,2/1 16:14	DNP	0-1,0/2 14:03	0-1,0/-1 18:58	0-1,2/1 15:35
Feb. 25	at TOR	0-0,2/-2 16:13	MIN	0-0,1/0 21:02	0-1,4/1 20:55	DNP	0-0,1/0 09:49	0-0,2/-1 17:28	0-0,0/0 00:24
Feb. 26	vs. BOS	1-0,2/-3 16:57	MIN	0-0,2/-4 20:35	0-0,4/0 20:51	0-0,0/0 06:52	DNP	0-1,4/-1 20:59	DNP
Feb. 28	vs. STL	0-0,0/0 15:31	MIN	0-0,2/-1 19:44	To NYR	0-0,5/-1 18:58	DNP	0-0,2/-1 19:23	DND
Mar. 1	at NJ	0-0,1/0 19:04	0-0,0/0 15:55	0-0,1/1 17:18		1-0,1/0 11:34	DNP	0-1,2/1 18:17	DNP
Mar. 5	at TB	0-0,2/0 19:05	0-1,0/1 13:22	0-0,2/0 21:18		0-0,0/-2 13:09	DNP	0-1,0/0 20:45	DNP
Mar. 8	vs. OTT	0-0,3/-2 18:33	0-2,0/2 18:21	0-0,2/-1 23:04		0-0,3/0 15:21	DNP	0-0,4/-2 21:27	1-0,2/1 07:56
Mar. 10	at BOS	0-2,1/-1 17:42	0-0,0/0 19:17	0-0,5/-1 20:47		1-0,3/1 16:10	DNP	1-0,1/-1 19:45	0-0,0/0 12:09
Mar. 12	at BUF	0-0,3/0 19:22	0-0,1/-1 19:09	0-0,0/-1 17:32		0-0,0/0 15:31	DNP	0-1,5/-1 20:45	0-0,2/0 13:56
Mar. 15	at WSH	0-0,2/-1 20:46	0-0,1/0 18:55	1-0,2/1 18:51		0-0,1/-1 14:55	DNP	0-0,0/0 18:31	0-0,0/0 13:35
Mar. 17	at PIT	0-0,3/1 20:01	0-0,3/-3 17:18	0-0,2/0 18:56		0-0,2/-1 13:50	DNP	0-0,5/0 18:28	0-0,0/-2 10:49
Mar. 19	at MIN	0-1,1/0 18:48	DNP	1-0,2/0 20:20		0-0,3/1 12:21	DNP	0-1,6/0 19:25	0-0,1/0 11:58
Mar. 22	vs. BUF	0-1,0/0 18:29	0-0,0/-1 16:21	0-1,3/0 21:43		0-0,1/-1 09:28	DNP	0-0,1/-1 21:09	0-0,1/-1 10:23
Mar. 24	at CBJ	0-2,1/1 17:20	0-0,2/1 19:38	0-1,2/1 17:26		0-0,2/0 13:45	DNP	1-0(W),1/0 16:45	0-0,1/0 14:41
Mar. 26	vs. NYI	0-0,0/1 20:56	0-1,1/-1 16:49	0-0,3/-1 20:01		0-0,2/0 14:16	DNP	0-0,1/-1 20:04	1-0,1/1 10:56
Mar. 27	vs. NJ	0-0,2/-1 20:48	0-0,0/0 07:22	0-1,1/1 19:31		0-0,2/0 13:22	DNP	0-1,3/0 19:39	0-0,0/-1 13:33
Mar. 29	at NYI	0-0,0/0 20:52	DNP	0-0,3/0 20:22		0-1,4/1 12:38	DNP	0-0,5/0 20:51	0-0,1/0 09:04
Mar. 31	vs. NYR	0-0,0/-1 18:30	0-2,1/1 17:03	0-0,0/0 20:13		0-0,0/0 08:29	DNP	0-0,1/0 20:56	0-0,1/1 09:48
Apr 2	vs. CBJ	0-0,4/2 18:15	0-0,1/0 15:45	0-0,1/0 18:56		0-0,1/-3 13:27	DNP	0-0,0/-1 16:20	0-0,2/-2 16:46
Apr 5	at BOS	0-0,3/0 18:25	0-0,1/0 17:31	0-0,3/-1 20:43		0-1,3/1 11:22	DNP	0-0,0/-1 18:31	0-0,1/1 11:08
Apr 7	vs. MTL	1-0,2/0 23:10	0-0,2/0 17:57	0-1,1/1 19:07		0-0,0/0 12:36	DNP	0-0,2/-3 16:51	0-0,1/-2 13:00
Apr 9	at FLA	0-1,2/2 19:44	0-0,1/0 14:41	1-1,6/0 19:27		0-0,2/-2 13:56	DNP	1-1,5/1 18:26	0-0,2/0 13:00

Skaters: Goals-Assists (Game Winning) Shots / (+/-) TOI

GAME BY GAME

Date	Opp.	NASH #20	WISNIEWSKI #21	McGINN #23	MALONE #24	TERRY #25	LILES #26	FAULK #27	VERSTEEG #32
Oct. 8	at NSH	0-0,1/0 16:03	0-0,0/0 00:47	MIN	DNP	0-0,1/-1 12:21	0-0,2/0 22:59	0-1,1/0 29:28	0-0,4/0 17:14
Oct. 10	vs. DET	0-0,0/0 01:54	DNP	MIN	DNP	0-0,0/-2 12:58	0-1,2/-1 19:52	1-0,7/-3 23:48	0-1,0/-1 19:21
Oct. 13	vs. FLA	DNP	INJ	MIN	0-1,1/1 09:07	0-0,2/-1 12:34	0-0,2/-2 18:43	0-1,4/0 24:35	0-0,1/-2 16:41
Oct. 16	at DET	DNP	INJ	1-1,2/0 15:21	0-1,1/1 09:01	1-0,1/1 08:08	0-0,0/0 21:15	1-0,4/2 27:24	1-2(W),2/1 17:10
Oct. 17	at WSH	DNP	INJ	0-0,0/0 13:38	0-0,1/0 11:19	0-0,0/0 10:06	0-0,2/-2 21:31	0-0,5/1 22:08	0-0,0/-1 16:54
Oct. 21	at COL	DNP	INJ	0-0,1/0 15:06	0-0,0/0 08:13	0-0,0/0 07:21	0-0,0/0 20:54	0-0,3/0 27:24	0-0,4/0 16:59
Oct. 23	at LA	DNP	INJ	0-0,2/-1 12:40	0-0,1/0 11:15	0-0,3/0 10:42	0-0,2/0 21:09	0-0,4/-1 26:29	0-0,1/0 12:51
Oct. 24	at SJ	1-0,3/0 16:45	INJ	0-0,1/-3 10:57	0-0,0/-1 09:12	0-0,2/0 15:31	0-0,2/-1 18:53	1-0,5/-4 24:13	0-1,0/1 18:09
Oct. 27	at DET	0-1,0/2 16:48	INJ	0-0,0/0 12:28	0-0,1/-1 08:51	0-0,0/1 14:48	0-0,2/0 19:31	0-1,1/1 25:21	0-0,4/1 15:14
Oct. 29	at NYI	0-0,0/0 17:11	INJ	1-0,1/0 08:11	DNP	1-0,1/1 15:41	0-0,3/1 22:30	0-0,2/0 22:23	0-0,2/0 18:58
Oct. 30	vs. COL	0-1,1/1 16:04	INJ	0-0,1/-1 13:53	0-0,0/0 09:09	0-0,1/0 16:08	0-0,1/0 21:45	1-0,3/-1 23:25	0-2,3/1 17:35
Nov. 1	vs. TB	0-0,2/-2 19:13	INJ	0-0,2/-2 10:08	0-0,0/0 08:29	0-0,1/-1 11:02	0-0,1/-1 19:54	0-0,3/1 24:22	1-2,1/2 17:46
Nov. 6	vs. DAL	0-0,2/0 16:02	INJ	0-0,2/-2 09:13	DNP	0-0,1/0 14:08	0-0,0/-1 21:52	0-0,4/-1 23:24	0-0,5/-1 18:28
Nov. 7	vs. OTT	0-0,2/0 17:03	INJ	0-0,2/-1 05:38	0-0,0/-1 03:01	0-0,0/0 15:44	0-0,3/0 16:52	1-1,5/2 24:42	0-0,3/1 20:03
Nov. 10	at NYR	0-0,1/0 18:26	INJ	0-0,2/-1 07:41	DNP	0-0,1/0 13:02	0-0,1/0 20:11	0-0,3/-2 24:45	0-0,3/0 16:41
Nov. 12	vs. MIN	0-0,2/-1 18:26	INJ	MIN	DNP	0-0,2/0 12:33	0-0,0/0 17:55	1-0,1/-1 25:54	0-0,2/0 19:44
Nov. 14	vs. PHI	0-0,0/0 15:38	INJ	MIN	DNP	0-0,2/-2 11:37	0-0,0/-2 18:25	0-1,2/-2 28:18	0-0,1/0 17:50
Nov. 16	vs. ANA	0-0,1/-2 15:39	INJ	MIN	DNP	0-0,1/0 10:06	0-0,1/0 20:19	0-1,4/-4 24:24	0-0,2/-2 17:23
Nov. 20	vs. TOR	0-0,1/0 19:00	INJ	MIN	1-0,1/1 10:32	0-0,1/0 15:11	0-0,3/1 22:12	0-1,4/1 25:35	0-1,0/1 18:04
Nov. 22	vs. LA	0-0,0/0 16:17	INJ	MIN	0-1,0/1 04:39	DNP	0-0,0/2 17:11	2-0(W),6/-1 25:22	0-2,0/0 16:04
Nov. 23	at PHI	0-0,6/-1 17:28	INJ	MIN	0-0,1/0 09:45	0-0,2/0 11:48	0-1,1/1 19:11	0-0,2/0 25:30	0-0,2/-1 13:13
Nov. 25	vs. EDM	0-0,0/1 18:07	INJ	MIN	0-0,1/0 05:55	0-0,0/0 06:44	0-1,0/1 20:41	0-2,3/3 23:19	0-1,1/1 15:16
Nov. 27	at BUF	0-0,3/0 15:38	INJ	MIN	0-0,0/0 10:01	0-0,2/0 10:07	0-0,4/-2 20:08	0-0,0/-2 22:34	0-0,2/0 15:16
Nov. 30	at NYR	0-0,1/-1 13:59	INJ	MIN	0-0,0/0 08:19	1-0,2/1 06:49	0-0,3/0 18:38	0-0,0/0 25:50	0-0,0/-1 16:03
Dec. 3	vs. NJ	0-0,0/0 11:50	INJ	MIN	1-0,1/0 08:06	0-0,0/1 07:03	0-0,0/-2 18:22	0-0,3/1 21:59	0-0,2/0 15:00
Dec. 5	vs. MTL	DNP	INJ	0-0,2/-2 15:05	0-0,1/0 09:47	0-0,2/0 06:02	0-1,0/0 18:43	0-0,2/1 27:22	DNP
Dec. 6	vs. ARI	DNP	INJ	0-0,0/1 07:51	0-0,0/1 08:49	DNP	0-0,1/1 21:13	1-0(W),3/2 23:43	1-1,2/2 14:45
Dec. 8	at DAL	0-1,1/-2 09:42	INJ	MIN	0-0,1/-1 08:28	DNP	0-0,1/0 20:25	2-0,5/-2 24:33	0-0,2/-1 18:07
Dec. 11	at ANA	DNP	INJ	MIN	0-0,0/0 09:30	0-0,2/0 07:53	0-0,0/1 21:09	0-2,3/2 26:22	0-0,1/-1 13:45
Dec. 12	at ARI	DNP	INJ	MIN	0-0,1/0 10:01	0-0,0/0 08:38	0-0,1/-2 22:12	1-1,1/0 27:23	1-0,4/-1 15:44
Dec. 15	at PHI	DNP	INJ	MIN	0-0,0/-1 07:06	0-0,0/0 06:09	0-0,1/-1 21:23	0-1,3/-1 27:40	0-0,1/0 16:44
Dec. 18	vs. FLA	DNP	INJ	MIN	0-0,2/0 08:38	0-0,0/0 06:10	0-0,2/0 24:40	0-0,1/-2 23:04	0-0,2/-1 16:28
Dec. 19	at PIT	0-0,0/0 05:35	INJ	MIN	0-0,0/0 07:36	DNP	1-0(W),3/0 22:39	0-1,1/0 25:57	0-0,1/0 14:58
Dec. 21	vs. WSH	0-0,0/0 04:48	INJ	MIN	0-0,0/0 07:46	DNP	0-1,1/1 18:47	0-0,4/-1 25:33	1-0,4/1 17:37
Dec. 26	vs. NJ	0-0,0/0 10:26	INJ	MIN	DNP	0-0,1/0 10:02	0-1,0/1 21:02	1-1(W),3/2 22:13	0-1,2/1 15:34
Dec. 27	at CHI	0-0,0/0 11:28	INJ	MIN	DNP	0-0,2/0 08:02	0-0,0/1 22:52	1-0,2/0 24:30	0-0,4/0 14:44
Dec. 29	at NJ	0-0,0/0 13:28	INJ	MIN	DNP	0-0,0/0 10:38	0-0,1/0 13:08	0-0,2/-2 25:53	0-2,3/1 15:57
Dec. 31	vs. WSH	0-1,1/1 09:05	INJ	MIN	DNP	0-0,1/0 09:51	0-1,2/1 21:29	0-0,1/0 22:51	0-1,3/1 18:01
Jan. 2	vs. NSH	0-0,3/0 12:49	INJ	MIN	0-0,1/0 09:30	0-0,0/0 08:25	0-0,1/1 22:08	0-0,5/-2 23:26	0-0,2/0 15:32
Jan. 4	at EDM	0-0,1/0 09:40	INJ	0-0,0/0 12:43	0-0,0/0 08:59	DNP	0-0,2/-1 25:06	0-0,2/0 24:18	0-0,2/0 17:18
Jan. 6	at VAN	0-0,0/0 08:14	INJ	DNP	0-0,2/-1 10:42	0-0,1/-1 12:03	1-0,1/1 19:41	0-0,4/1 23:36	0-0,1/1 16:31
Jan. 8	vs. CBJ	0-1,1/1 11:26	INJ	0-0,1/0 06:28	0-0,0/0 07:21	1-0,4/1 09:56	0-0,1/0 16:11	0-0,6/1 24:06	0-2,2/1 15:50
Jan. 9	at CBJ	0-0,0/0 11:30	INJ	0-0,1/-1 09:58	0-0,1/-1 09:48	0-0,1/0 10:01	1-0,2/1 21:49	0-1,3/-2 25:17	1-0,2/0 15:54
Jan. 12	vs. PIT	0-0,1/-1 07:49	INJ	0-0,1/0 09:45	0-0,0/0 07:22	DNP	0-0,0/-1 20:22	0-1,0/-1 24:10	1-1,2/0 16:47
Jan. 14	at STL	1-0,1/1 05:46	INJ	1-0,3/0 11:39	0-0,0/1 11:25	DNP	0-0,0/1 16:55	0-0,1/-1 25:07	0-0,3/0 16:23
Jan. 15	vs. VAN	0-0,1/-1 12:16	INJ	MIN	0-0,0/0 07:29	DNP	1-0,4/1 22:02	0-0,5/0 23:59	1-0,6/0 18:08
Jan. 17	at PIT	0-0,2/-1 11:04	INJ	MIN	0-0,0/-1 09:30	DNP	0-0,1/-2 20:03	0-0,2/-1 19:29	0-0,1/-1 13:31
Jan. 21	at TOR	0-0,2/0 11:57	INJ	MIN	DNP	DNP	0-0,0/0 18:22	0-1,6/1 25:28	0-0,1/0 14:31
Jan. 22	vs. NYR	DNP	INJ	MIN	0-0,1/0 13:00	DNP	0-0,2/-1 18:48	0-0,5/0 22:16	0-0,2/-1 16:22
Jan. 24	vs. CGY	DNP	INJ	MIN	0-0,1/0 10:23	0-0,1/0 08:07	0-0,1/-1 21:56	0-0,2/-1 26:00	2-0(W),5/0 15:24
Jan. 26	vs. CHI	2-0,5/2 12:29	INJ	MIN	DNP	0-0,1/1 10:11	1-0,1/2 20:34	0-0,3/2 22:31	0-1,3/1 15:44
Feb. 3	at CGY	0-0,0/-1 10:42	INJ	MIN	DNP	0-0,0/-1 10:30	0-0,4/0 19:13	0-0,2/-1 21:19	0-0,2/-1 14:55
Feb. 5	at WPG	0-1,0/-1 09:49	INJ	MIN	DNP	DNP	0-0,0/0 24:07	1-0(W),4/2 23:41	0-0,2/-1 16:06
Feb. 7	at MTL	0-0,1/0 06:41	INJ	MIN	DNP	DNP	0-0,4/-1 19:08	0-0,3/0 26:07	0-0,5/0 17:30
Feb. 12	vs. PIT	DNP	INJ	MIN	DNP	0-0,3/0 06:00	0-1,1/1 23:45	DNP	0-0,5/0 19:46
Feb. 13	vs. NYI	1-0,2/1 07:54	INJ	MIN	DNP	0-0,1/1 06:46	0-0,1/0 23:18	DNP	1-0,2/0 19:20
Feb. 16	vs. WPG	1-1(W),1/0 09:47	INJ	MIN	DNP	0-0,0/0 06:15	0-0,3/0 24:02	DNP	0-0,2/0 16:43
Feb. 18	at OTT	1-0,2/-1 08:39	INJ	MIN	DNP	0-0,0/-1 07:08	0-1,1/0 20:37	DNP	0-0,1/-3 17:12
Feb. 19	vs. SJ	0-1,2/1 13:24	INJ	MIN	DNP	1-0,3/1 12:41	0-0,2/0 19:59	DNP	0-1,3/-1 15:43
Feb. 21	vs. TB	0-0,0/0 09:24	INJ	MIN	DNP	0-0,2/0 08:08	0-0,1/0 22:23	DNP	0-0,1/-2 18:06
Feb. 23	vs. PHI	0-0,0/0 15:24	INJ	MIN	DNP	0-0,1/0 11:14	0-0,0/2 21:02	0-0,1/-1 16:51	0-0,1/0 12:26
Feb. 25	at TOR	0-0,2/-1 15:09	INJ	MIN	DNP	0-0,0/-1 06:38	1-0,5/1 20:12	DNP	0-0,1/1 17:28
Feb. 26	vs. BOS	0-1,1/-1 15:58	INJ	MIN	0-0,0/0 07:27	0-0,1/-3 13:12	0-0,4/0 20:46	DNP	0-0,4/0 17:02
Feb. 28	vs. STL	0-0,0/-2 05:22	INJ	MIN	0-1,0/0 16:16	0-0,0/-2 17:44	0-0,2/-2 23:01	DNP	0-0,1/-2 05:47
Mar. 1	at NJ	0-0,0/0 12:26	INJ	0-0,1/0 14:27	0-0,2/0 11:26	0-0,0/0 13:53	To BOS	DNP	To LA
Mar. 5	at TB	0-0,2/0 11:31	INJ	0-0,0/-1 12:02	0-0,0/-1 11:28	0-0,1/-2 09:55	0-0,1/-2 09:55	DNP	
Mar. 8	vs. OTT	0-0,3/-1 16:11	INJ	MIN	0-0,0/0 14:18	0-0,0/1 09:08	0-0,0/1 09:08	DNP	
Mar. 10	at BOS	0-2,1/1 15:50	INJ	MIN	0-0,1/0 12:36	0-1,1/1 11:19	0-0,1/1 11:19	DNP	
Mar. 12	at BUF	0-1,1/0 13:49	INJ	MIN	0-0,1/0 12:48	0-0,1/0 09:32	0-0,1/0 09:32	DNP	
Mar. 15	at WSH	0-0,3/-1 15:23	INJ	MIN	0-0,1/0 13:03	0-0,2/-1 11:09	0-0,2/-1 11:09	DNP	
Mar. 17	at PIT	1-0,3/1 14:58	INJ	MIN	0-0,2/-2 08:24	0-1,1/0 10:48	0-1,1/0 10:48	DNP	
Mar. 19	at MIN	0-0,0/1 15:32	INJ	MIN	0-0,1/0 10:00	1-0,2/1 14:54	0-0,2/1 14:54	DNP	
Mar. 22	vs. BUF	0-1,2/1 13:29	INJ	MIN	0-0,0/0 06:44	1-0,4/1 12:33	1-0,4/1 12:33	DNP	
Mar. 24	at CBJ	0-0,1/1 11:53	INJ	MIN	0-0,0/0 10:21	1-0,2/1 14:55	1-0,2/1 14:55	0-0,1/-1 20:46	
Mar. 26	vs. NYI	0-0,0/1 15:23	INJ	MIN	0-0,0/-1 08:39	0-1,2/0 16:37	0-1,2/0 16:37	0-0,3/-1 22:37	
Mar. 27	vs. NJ	DNP	INJ	MIN	0-0,0/-1 07:06	0-0,0/0 18:08	0-0,0/0 18:08	0-1,1/0 17:49	
Mar. 29	at NYI	DNP	INJ	MIN	0-0,0/0 09:04	0-0,2/0 19:20	0-0,2/0 19:20	0-0,0/0 20:18	
Mar. 31	vs. NYR	DNP	INJ	MIN	0-0,1/0 08:15	0-0,4/-2 17:34	0-0,4/-2 17:34	1-0,6/0 22:08	
Apr 2	vs. CBJ	DNP	INJ	MIN	0-0,1/-2 14:05	0-0,1/1 12:52	0-0,1/1 12:52	0-0,4/1 20:49	
Apr 5	at BOS	0-0,2/0 17:04	INJ	MIN	0-0,0/1 09:46	0-0,1/0 13:33	0-0,1/0 13:33	0-1,2/0 24:12	
Apr 7	vs. MTL	1-0,1/1 17:14	INJ	MIN	0-0,1/-1 11:30	0-0,1/-3 14:38	0-0,1/-3 14:38	0-0,3/-3 20:54	
Apr 9	at FLA	0-0,1/-2 13:13	INJ	MIN	0-0,0/-2 12:59	0-0,0/-3 15:17	0-0,0/-3 15:17	0-0,0/-2 21:57	

Skaters: Goals-Assists (Game Winning) Shots / (+/-) TOI

GAME BY GAME

Date	Opp.	RYAN #33	Di GIUSEPPE #34	BROWN #36	NORDSTROM #42	CARRICK #46	JORDAN #47	SUTTER #48	RASK #49
Oct. 8	at NSH	MIN	MIN	MIN	0-0,1/0 10:03	MIN	DNP	MIN	0-0,0/0 17:25
Oct. 10	vs. DET	MIN	MIN	MIN	0-0,1/0 06:24	MIN	0-0,1/-1 16:32	MIN	1-0,3/1 24:50
Oct. 13	vs. FLA	MIN	MIN	MIN	0-0,1/0 14:10	MIN	0-0,0/-1 13:27	MIN	0-0,1/-2 19:18
Oct. 16	at DET	MIN	MIN	MIN	DNP	MIN	0-0,2/2 18:52	MIN	0-0,3/-1 15:22
Oct. 17	at WSH	MIN	MIN	MIN	DNP	MIN	0-0,0/-2 18:51	MIN	0-0,1/-1 16:22
Oct. 21	at COL	MIN	MIN	MIN	DNP	MIN	0-0,0/0 16:39	MIN	1-0(W),1/1 18:29
Oct. 23	at LA	MIN	MIN	MIN	DNP	MIN	0-0,2/0 13:31	MIN	0-0,5/-1 18:55
Oct. 24	at SJ	MIN	MIN	MIN	DNP	MIN	DNP	MIN	0-1,4/-2 16:07
Oct. 27	at DET	MIN	MIN	MIN	DNP	MIN	0-0,1/1 15:59	MIN	1-0,3/2 17:29
Oct. 29	at NYI	MIN	MIN	MIN	DNP	MIN	DNP	MIN	0-0,1/0 18:25
Oct. 30	vs. COL	MIN	MIN	MIN	DNP	MIN	DNP	MIN	1-0,4/1 18:09
Nov. 1	vs. TB	MIN	MIN	MIN	DNP	MIN	DNP	MIN	0-3,1/2 16:24
Nov. 6	vs. DAL	MIN	MIN	MIN	MIN	MIN	DNP	MIN	0-0,3/0 17:17
Nov. 7	vs. OTT	MIN	MIN	MIN	MIN	MIN	0-0,1/0 16:20	MIN	0-1,5/1 21:45
Nov. 10	at NYR	MIN	MIN	MIN	0-0,1/-1 06:43	MIN	0-0,3/-1 14:13	MIN	0-0,1/-2 16:47
Nov. 12	vs. MIN	MIN	MIN	MIN	0-1,1/0 11:16	MIN	DNP	MIN	0-1,1/-1 18:34
Nov. 14	vs. PHI	MIN	MIN	MIN	0-0,0/-2 14:09	MIN	DNP	MIN	1-0,2/-2 18:01
Nov. 16	vs. ANA	MIN	MIN	MIN	0-1,0/1 10:15	MIN	0-0,0/1 13:41	MIN	0-0,0/1 10:55
Nov. 20	vs. TOR	MIN	MIN	MIN	0-0,1/0 12:56	MIN	DNP	MIN	0-0,2/0 14:32
Nov. 22	vs. LA	MIN	MIN	MIN	0-0,0/0 16:04	MIN	DNP	MIN	0-1,3/0 21:02
Nov. 23	at PHI	MIN	MIN	MIN	0-0,0/0 12:28	MIN	DNP	MIN	1-0,2/2 18:40
Nov. 25	vs. EDM	MIN	MIN	MIN	0-0,3/1 15:37	MIN	DNP	MIN	0-0,2/1 18:32
Nov. 27	at BUF	MIN	MIN	MIN	0-0,0/-3 14:03	MIN	DNP	MIN	1-0,2/0 18:13
Nov. 30	at NYR	MIN	MIN	MIN	0-1,0/1 14:56	MIN	DNP	MIN	1-0,4/1 19:34
Dec. 3	vs. NJ	MIN	MIN	MIN	0-0,1/-2 19:18	MIN	DNP	MIN	0-0,1/-1 17:51
Dec. 5	vs. MTL	MIN	0-0,1/0 11:37	MIN	1-0,3/1 13:36	MIN	DNP	MIN	0-0,1/0 17:54
Dec. 6	vs. ARI	MIN	0-0,0/-1 13:05	MIN	0-1,0/-1 16:39	MIN	DNP	MIN	0-1,0/-1 16:43
Dec. 8	at DAL	MIN	1-0,1/2 15:14	MIN	0-0,1/0 14:31	MIN	DNP	MIN	0-3,2/1 14:53
Dec. 11	at ANA	MIN	0-1,0/2 13:54	MIN	0-0,0/1 16:57	MIN	DNP	MIN	0-1,3/3 17:37
Dec. 12	at ARI	MIN	1-0,3/-1 13:15	MIN	0-0,0/0 16:06	MIN	DNP	MIN	1-1(W),3/1 17:03
Dec. 15	at PHI	MIN	0-2,2/1 11:42	MIN	0-0,3/-1 15:12	MIN	MIN	MIN	0-0,2/0 16:11
Dec. 18	vs. FLA	MIN	0-0,1/0 12:27	MIN	0-0,3/0 16:05	MIN	MIN	MIN	0-0,0/-1 16:54
Dec. 19	at PIT	MIN	0-0,0/0 12:59	MIN	0-0,2/0 16:30	MIN	MIN	MIN	0-1,5/0 16:31
Dec. 21	vs. WSH	MIN	0-0,0/-1 14:27	MIN	0-0,1/-1 16:05	MIN	MIN	MIN	0-0,3/0 17:23
Dec. 26	vs. NJ	MIN	0-0,1/0 14:58	MIN	1-1,3/1 15:17	MIN	DNP	MIN	0-0,2/0 15:55
Dec. 27	at CHI	MIN	0-1,1/2 14:51	MIN	0-0,0/-1 17:25	MIN	DNP	MIN	1-0(W),5/2 16:58
Dec. 29	at NJ	MIN	0-0,3/-1 11:29	MIN	0-0,0/-1 16:02	MIN	DNP	MIN	0-0,2/-1 14:01
Dec. 31	vs. WSH	MIN	1-0,2/0 13:05	MIN	0-1,0/2 14:23	MIN	DNP	MIN	0-1,1/0 15:02
Jan. 2	vs. NSH	MIN	0-1,0/1 05:12	MIN	0-0,0/0 17:45	MIN	DNP	MIN	1-0,1/-1 14:54
Jan. 4	at EDM	MIN	DNP	MIN	0-0,1/0 16:52	MIN	DNP	MIN	0-0,4/0 15:49
Jan. 6	at VAN	MIN	DNP	MIN	0-0,0/1 14:21	MIN	DNP	MIN	0-0,1/-1 13:40
Jan. 8	vs. CBJ	MIN	DNP	MIN	0-0,1/0 17:35	MIN	DNP	MIN	DNP
Jan. 9	at CBJ	MIN	DNP	MIN	0-1,0/1 15:34	MIN	DNP	MIN	DNP
Jan. 12	vs. PIT	MIN	DNP	MIN	0-0,0/0 18:18	MIN	DNP	MIN	0-0,1/0 12:51
Jan. 14	at STL	MIN	DNP	MIN	0-0,0/0 16:47	MIN	DNP	MIN	0-1,1/0 15:32
Jan. 15	vs. VAN	MIN	MIN	MIN	0-0,1/0 16:05	MIN	0-0,3/-1 15:14	MIN	0-1,0/0 14:27
Jan. 17	at PIT	MIN	MIN	MIN	0-0,1/0 18:36	MIN	0-0,0/-2 15:01	MIN	0-0,2/-2 14:07
Jan. 21	at TOR	MIN	0-0,3/0 11:50	MIN	0-0,0/0 12:09	MIN	DNP	MIN	0-0,2/0 16:08
Jan. 22	vs. NYR	MIN	0-0,1/-2 13:18	MIN	1-0,2/1 13:37	MIN	DNP	MIN	0-0,1/-2 12:26
Jan. 24	vs. CGY	MIN	0-0,2/0 11:46	MIN	1-0,3/1 15:41	MIN	0-0,0/1 10:31	MIN	1-0,1/0 13:12
Jan. 26	vs. CHI	MIN	0-0,2/1 15:03	MIN	1-0,3/1 14:13	MIN	DNP	MIN	0-0,1/1 11:59
Feb. 3	at CGY	MIN	0-0,0/-1 15:28	MIN	0-0,1/0 15:16	MIN	DNP	MIN	0-1,0/1 13:48
Feb. 5	at WPG	MIN	1-0,2/1 15:44	MIN	0-2,0/2 16:28	MIN	0-0,0/0 11:32	MIN	0-1,2/1 14:48
Feb. 7	at MTL	MIN	0-0,1/0 16:35	MIN	0-0,2/0 15:55	MIN	0-0,1/0 13:48	MIN	0-0,0/-1 16:57
Feb. 12	vs. PIT	MIN	0-0,1/0 16:06	MIN	0-1,1/0 15:29	MIN	0-0,2/0 14:38	MIN	0-0,2/0 17:48
Feb. 13	vs. NYI	MIN	0-2,2/1 17:40	MIN	0-1,1/0 13:50	MIN	0-0,0/2 14:12	MIN	2-0,3/2 16:27
Feb. 16	vs. WPG	MIN	0-0,2/0 15:24	MIN	0-0,0/-1 17:09	MIN	0-0,1/0 11:10	MIN	0-0,2/0 15:00
Feb. 18	at OTT	MIN	0-0,3/-2 16:16	MIN	0-1,1/1 15:35	MIN	0-0,0/-1 12:33	MIN	0-1,3/-1 16:18
Feb. 19	vs. SJ	MIN	0-0,0/-1 13:52	MIN	1-0,2/2 15:37	MIN	0-0,1/1 17:25	MIN	0-1,3/0 14:36
Feb. 21	vs. TB	MIN	0-0,3/-1 14:59	MIN	1-0,2/1 17:22	MIN	1-0,3/1 13:33	MIN	0-1,1/0 13:55
Feb. 23	vs. PHI	MIN	0-0,0/1 08:39	MIN	1-0,3/2 16:06	MIN	DNP	MIN	0-0,2/-1 16:14
Feb. 25	at TOR	MIN	0-0,2/1 14:44	MIN	0-0,2/0 17:38	MIN	0-0,1/-1 11:31	MIN	0-0,1/-2 20:00
Feb. 26	vs. BOS	MIN	0-0,2/0 08:46	MIN	0-0,1/-3 15:29	MIN	0-0,1/-2 14:09	MIN	0-0,3/0 21:06
Feb. 28	vs. STL	MIN	0-0,7/-1 18:49	MIN	0-0,1/-1 17:34	MIN	0-0,0/-1 14:07	MIN	0-1,2/-1 19:01
Mar. 1	at NJ	1-0,1/0 14:38	0-0,2/0 15:02	MIN	1-0(W),1/1 15:07	MIN	0-0,0/-1 18:43	MIN	0-0,2/0 17:04
Mar. 5	at TB	0-0,2/-2 12:16	0-2,3/2 17:10	MIN	0-0,1/-1 19:01	MIN	0-0,3/0 13:15	MIN	1-1,2/0 18:42
Mar. 8	vs. OTT	MIN	0-1,5/0 18:19	MIN	0-0,1/-1 18:07	MIN	0-0,2/3 18:02	MIN	0-1,2/2 20:31
Mar. 10	at BOS	MIN	1-0(W),2/1 16:41	MIN	0-0,3/-1 17:11	MIN	0-0,2/0 16:55	MIN	0-0,1/0 16:19
Mar. 12	at BUF	MIN	1-0,3/-1 17:16	MIN	0-0,1/-1 16:37	MIN	0-0,0/0 15:43	MIN	1-0,2/0 17:49
Mar. 15	at WSH	MIN	0-0,2/1 16:47	MIN	0-0,2/0 17:40	0-0,1/0 16:34	0-0,0/0 18:43	0-0,1/0 10:16	0-0,4/-1 16:28
Mar. 17	at PIT	MIN	1-0,3/-1 16:02	MIN	0-0,1/0 15:27	MIN	0-0,2/-2 14:47	0-0,1/-2 08:04	0-0,2/0 17:51
Mar. 19	at MIN	MIN	0-0,0/-1 16:25	MIN	0-1,2/0 17:31	0-0,2/-1 16:45	0-0,3/0 16:55	0-0,0/0 09:07	0-0,0/-1 17:51
Mar. 22	vs. BUF	0-0,0/1 13:18	0-0,0/-1 14:54	MIN	1-0,1/0 21:37	MIN	0-0,1/-1 16:58	MIN	0-0,0/-1 15:45
Mar. 24	at CBJ	MIN	0-0,0/-1 13:05	MIN	0-0,2/0 17:44	MIN	DNP	0-0,2/0 10:39	1-0,3/0 16:10
Mar. 26	vs. NYI	MIN	DNP	0-0,0/0 13:37	0-0,1/0 15:57	MIN	DNP	0-0,1/-1 08:53	1-0,4/1 20:27
Mar. 27	vs. NJ	MIN	DNP	0-0,1/0 13:10	0-0,2/0 17:35	MIN	0-0,0/0 15:54	0-0,0/0 06:43	2-0(W),7/0 21:08
Mar. 29	at NYI	1-0,1/1 13:57	DNP	0-0,1/1 11:48	0-0,1/0 15:51	MIN	0-0,0/0 17:01	0-0,1/0 07:13	0-0,1/0 20:40
Mar. 31	vs. NYR	0-0,0/1 11:28	DNP	1-1,2/3 12:21	0-0,3/0 16:15	MIN	DNP	MIN	1-0(W),1/-1 20:01
Apr. 2	vs. CBJ	MIN	DNP	0-0,0/0 10:59	0-0,1/0 16:40	MIN	DNP	0-0,1/-1 10:49	0-1,1/0 14:14
Apr. 5	at BOS	MIN	DNP	0-0,1/0 12:33	0-0,1/0 17:44	MIN	DNP	MIN	0-0,1/0 20:12
Apr. 7	vs. MTL	0-0,1/0 07:36	DNP	0-0,3/0 13:46	0-1,1/0 18:07	MIN	DNP	MIN	0-1,3/1 20:05
Apr. 9	at FLA	DNP	DNP	MIN	0-0,1/1 15:04	MIN	0-0,0/0 15:43	MIN	0-0,1/-3 14:16

Skaters: Goals-Assists (Game Winning) Shots / (+/-) TOI

Date	Opp.	SKINNER #53	PESCE #54	WOODS #56	TOLCHINSKY #61	HAINSEY #65	SLAVIN #74
Oct. 8	at NSH	0-0,2/0 16:55	MIN	MIN	MIN	0-0,2/1 25:20	MIN
Oct. 10	vs. DET	0-0,5/-1 14:29	MIN	MIN	MIN	0-0,1/-3 16:39	MIN
Oct. 13	vs. FLA	0-0,3/0 17:36	MIN	MIN	MIN	0-0,1/-2 20:12	MIN
Oct. 16	at DET	0-1,1/0 14:14	MIN	MIN	MIN	0-1,3/1 23:18	MIN
Oct. 17	at WSH	1-0,1/0 18:05	MIN	MIN	MIN	0-0,2/0 18:11	MIN
Oct. 21	at COL	0-0,1/0 17:30	MIN	MIN	MIN	0-0,0/0 24:37	MIN
Oct. 23	at LA	0-0,1/0 13:50	MIN	MIN	MIN	0-0,1/-1 22:44	MIN
Oct. 24	at SJ	0-0,4/1 17:24	0-0,0/0 16:58	MIN	MIN	0-0,1/-2 22:36	MIN
Oct. 27	at DET	0-0,1/0 13:05	0-0,0/0 15:40	MIN	MIN	1-0(W),2/1 22:21	MIN
Oct. 29	at NYI	0-0,5/0 15:39	0-0,1/1 20:41	MIN	MIN	1-0(W),1/1 22:24	MIN
Oct. 30	vs. COL	1-0(W),2/1 16:20	0-1,0/0 20:51	MIN	MIN	0-0,1/-1 20:55	MIN
Nov. 1	vs. TB	0-0,2/-1 15:01	0-0,3/-1 20:34	MIN	MIN	0-0,2/-1 22:11	MIN
Nov. 6	vs. DAL	0-0,3/0 14:15	0-0,2/0 17:09	MIN	MIN	0-1,1/0 19:19	MIN
Nov. 7	vs. OTT	1-0,5/1 16:28	0-0,2/-1 17:31	MIN	MIN	0-0,3/-1 23:18	MIN
Nov. 10	at NYR	0-0,5/0 16:36	0-0,1/0 19:20	MIN	MIN	0-0,3/-2 17:40	MIN
Nov. 12	vs. MIN	0-0,7/0 19:13	0-0,2/0 18:11	MIN	MIN	0-0,3/-2 26:09	MIN
Nov. 14	vs. PHI	0-0,1/0 18:23	0-0,1/-1 18:55	MIN	MIN	0-0,2/-1 22:56	MIN
Nov. 16	vs. ANA	0-0,4/-2 16:57	0-0,1/0 18:31	MIN	MIN	0-0,1/-3 20:37	MIN
Nov. 20	vs. TOR	0-0,3/0 14:38	0-0,4/0 21:07	MIN	MIN	0-0,5/0 28:22	0-0,1/0 13:30
Nov. 22	vs. LA	1-0,1/0 15:48	1-1,3/2 18:06	MIN	MIN	0-0,2/-1 23:46	0-0,1/0 14:39
Nov. 23	at PHI	0-0,2/-1 14:46	1-0,2/0 23:06	MIN	MIN	0-1,2/1 24:27	0-0,1/0 13:01
Nov. 25	vs. EDM	1-0,5/1 15:42	0-0,0/1 20:15	MIN	MIN	0-0,1/3 23:54	0-0,0/0 15:59
Nov. 27	at BUF	0-0,2/0 16:00	0-0,0/-1 20:42	MIN	MIN	0-0,2/-1 21:12	0-0,2/-1 17:50
Nov. 30	at NYR	0-1,4/-1 16:00	0-0,1/0 19:17	MIN	MIN	0-1,3/1 19:38	0-1,1/0 16:18
Dec. 3	vs. NJ	0-0,2/-1 14:23	0-0,1/-3 16:24	MIN	MIN	0-0,4/-1 23:35	MIN
Dec. 5	vs. MTL	2-0(W),3/1 15:51	0-1,1/0 16:59	MIN	MIN	0-1,1/1 25:31	0-0,2/-1 14:51
Dec. 6	vs. ARI	0-0,1/-1 17:34	0-0,1/-2 19:22	MIN	MIN	1-1,1/2 21:37	0-0,1/-1 15:28
Dec. 8	at DAL	1-0,2/1 15:18	0-0,0/-2 18:39	MIN	MIN	0-1,1/-1 23:34	1-0,2/2 14:42
Dec. 11	at ANA	3-0(W),4/3 17:53	0-1,0/1 18:43	MIN	MIN	0-1,0/2 18:00	0-0,0/0 17:37
Dec. 12	at ARI	0-1,5/0 15:48	0-1,3/-1 20:45	MIN	MIN	0-0,3/1 23:51	0-1,0/-1 11:21
Dec. 15	at PHI	3-0,6/0 20:56	0-1,2/0 21:39	MIN	MIN	0-0,2/-1 23:12	0-1,1/0 12:47
Dec. 18	vs. FLA	0-0,4/-1 17:48	0-0,0/0 19:54	MIN	MIN	0-0,2/-1 19:58	0-0,0/0 14:49
Dec. 19	at PIT	0-0,0/0 17:27	0-1,2/0 15:59	MIN	MIN	0-0,0/0 20:41	0-0,0/0 18:20
Dec. 21	vs. WSH	0-0,2/-1 17:02	0-0,0/0 15:00	MIN	MIN	0-0,3/-2 23:00	0-0,0/-1 18:29
Dec. 26	vs. NJ	0-0,1/0 16:46	1-0,1/1 19:49	MIN	MIN	0-0,3/0 20:43	0-0,1/0 17:44
Dec. 27	at CHI	0-2,1/2 16:28	0-1,2/1 14:24	MIN	MIN	0-0,2/-1 24:28	0-0,0/0 19:34
Dec. 29	at NJ	0-0,2/-1 14:25	0-0,1/0 19:46	MIN	MIN	0-0,1/-2 23:11	0-0,3/1 19:13
Dec. 31	vs. WSH	1-0(W),6/-1 15:43	0-0,3/0 17:10	MIN	MIN	0-0,1/2 20:55	0-0,3/1 19:40
Jan. 2	vs. NSH	0-1,3/0 16:28	0-0,2/0 15:37	MIN	MIN	0-0,0/0 22:19	0-0,3/0 23:41
Jan. 4	at EDM	0-0,1/-1 16:21	0-0,1/0 16:33	MIN	MIN	0-0,2/-1 21:21	0-0,2/0 21:22
Jan. 6	at VAN	0-0,2/-1 15:52	0-0,0/0 15:47	MIN	MIN	0-0,1/-1 21:47	0-0,3/0 19:35
Jan. 8	vs. CBJ	0-1,1/1 11:21	0-0,1/0 17:56	MIN	MIN	0-0,1/1 22:45	0-1,0/2 19:51
Jan. 9	at CBJ	0-0,1/0 14:56	0-0,1/1 21:01	MIN	MIN	0-0,2/0 24:11	0-1,1/1 16:22
Jan. 12	vs. PIT	1-0(W),2/0 13:33	0-0,0/0 13:37	MIN	MIN	0-0,0/1 23:09	0-0,2/-1 25:59
Jan. 14	at STL	1-1,4/1 13:30	1-0(W),1/2 15:45	MIN	MIN	0-1,2/1 25:09	0-1,3/1 21:50
Jan. 15	vs. VAN	0-0,1/-2 15:18	DNP	MIN	MIN	0-0,1/-2 20:17	0-1,4/-2 23:21
Jan. 17	at PIT	0-0,0/-2 13:22	DNP	MIN	MIN	0-0,2/-1 23:23	0-0,2/-1 24:31
Jan. 21	at TOR	0-0,8/0 14:46	0-0,1/1 15:54	MIN	MIN	0-1,0/0 20:54	0-0,3/0 22:49
Jan. 22	vs. NYR	0-0,2/-2 13:48	0-0,0/-1 17:23	MIN	MIN	0-0,3/0 20:43	0-0,0/-2 20:55
Jan. 24	vs. CGY	0-1,5/0 13:52	DNP	MIN	MIN	0-1,0/1 19:21	0-0,3/1 20:25
Jan. 26	vs. CHI	1-1(W),5/2 14:05	0-0,0/1 15:02	MIN	MIN	0-0,1/2 21:36	0-1,1/2 22:08
Feb. 3	at CGY	0-1,3/1 15:12	INJ	MIN	MIN	0-0,1/-2 22:09	0-0,1/1 18:06
Feb. 5	at WPG	0-1,1/1 15:42	INJ	MIN	MIN	0-0,2/2 21:39	0-1,2/0 22:58
Feb. 7	at MTL	1-0,7/0 17:10	INJ	MIN	MIN	0-0,3/1 26:20	0-0,2/0 22:21
Feb. 12	vs. PIT	0-0,1/0 15:48	0-0,2/1 19:46	MIN	MIN	0-0,2/-1 22:30	0-0,1/-1 24:25
Feb. 13	vs. NYI	0-1,3/2 18:45	0-0,3/0 21:02	MIN	MIN	0-0,1/1 20:47	0-1,3/1 23:19
Feb. 16	vs. WPG	0-0,2/0 15:17	0-0,4/0 22:23	MIN	MIN	0-0,0/-1 23:00	0-0,0/-1 22:09
Feb. 18	at OTT	0-0,3/0 15:47	0-0,3/0 21:55	MIN	MIN	0-0,0/-1 21:46	0-0,2/-2 23:45
Feb. 19	vs. SJ	2-0(W),4/0 15:24	0-1,2/0 20:11	MIN	MIN	0-0,3/2 19:34	0-1,1/1 21:36
Feb. 21	vs. TB	0-1,3/-1 14:12	0-0,0/-1 22:22	MIN	MIN	0-0,2/-1 20:32	0-1,1/-1 21:46
Feb. 23	vs. PHI	0-0,2/-1 13:40	0-1,1/1 19:32	MIN	MIN	0-0,0/1 23:36	0-0,0/2 23:31
Feb. 25	at TOR	0-0,3/-1 15:09	0-0,0/1 18:15	MIN	MIN	0-0,1/-1 24:35	0-0,3/0 25:46
Feb. 26	vs. BOS	0-0,3/-1 15:53	0-0,3/0 16:26	MIN	MIN	0-0,2/-2 22:15	0-0,3/-1 25:53
Feb. 28	vs. STL	1-1,8/2 19:14	0-0,1/-2 18:52	MIN	MIN	1-1,3/1 22:10	0-0,0/1 24:24
Mar. 1	at NJ	0-0,2/0 15:23	0-0,0/-1 20:09	MIN	MIN	0-0,2/2 21:40	0-2,1/2 22:46
Mar. 5	at TB	1-1,6/2 15:52	0-0,0/-3 19:57	MIN	MIN	0-0,1/-2 26:13	0-0,2/1 29:54
Mar. 8	vs. OTT	2-0,6/1 20:33	0-0,1/0 18:09	0-0,1/0 05:08	MIN	0-0,2/-1 23:31	0-0,0/-2 26:19
Mar. 10	at BOS	0-1,5/1 15:57	0-0,2/0 15:42	0-0,0/0 08:10	MIN	0-0,0/1 24:18	0-0,0/1 25:09
Mar. 12	at BUF	0-1,3/-1 19:01	0-0,0/0 18:40	0-0,2/0 07:34	MIN	0-0,4/-1 25:13	0-0,1/-1 26:40
Mar. 15	at WSH	0-0,4/1 16:07	0-0,0/1 22:32	MIN	MIN	DNP	0-0,0/0 22:50
Mar. 17	at PIT	0-1,1/1 19:29	0-0,0/0 18:24	MIN	MIN	0-0,1/0 22:07	0-0,1/0 24:22
Mar. 19	at MIN	0-0,4/-1 20:24	0-1,1/1 21:45	MIN	MIN	0-0,2/0 23:04	0-0,3/0 27:55
Mar. 22	vs. BUF	0-0,4/-1 14:24	0-0,3/2 19:11	MIN	MIN	0-0,4/-1 25:10	0-0,2/-1 22:37
Mar. 24	at CBJ	0-1,2/1 17:17	0-0,1/1 17:48	MIN	MIN	0-0,0/0 22:52	0-1,1/0 21:01
Mar. 26	vs. NYI	1-0,7/1 19:13	0-1,5/1 19:48	MIN	MIN	0-1,2/-1 22:29	0-1,3/-1 23:39
Mar. 27	vs. NJ	0-1,3/0 19:10	0-0,0/-1 18:55	MIN	MIN	1-0,1/1 22:59	0-1,0/1 23:08
Mar. 29	at NYI	0-0,5/0 23:00	0-0,1/0 19:06	MIN	MIN	0-0,0/1 23:30	0-0,1/1 25:23
Mar. 31	vs. NYR	1-1,6/0 19:16	0-0,0/0 20:08	MIN	0-1,0/1 10:53	0-1,2/2 20:33	0-0,0/0 21:47
Apr. 2	vs. CBJ	1-0,4/0 14:54	0-0,0/-3 19:41	0-0,1/0 10:50	MIN	0-0,2/-1 22:35	0-1,2/1 23:23
Apr. 5	at BOS	0-0,4/-1 18:53	0-0,2/0 17:15	MIN	0-0,1/0 12:42	0-0,1/-1 22:54	1-0,1/1 24:32
Apr. 7	vs. MTL	0-1,2/0 18:39	0-0,2/0 20:48	MIN	MIN	0-0,2/1 18:10	0-0,0/-2 19:01
Apr. 9	at FLA	0-0,3/-3 15:16	0-0,1/-2 20:16	0-0,1/0 11:50	MIN	0-0,1/0 18:10	0-0,1/-2 23:05

Skaters: Goals-Assists (Game Winning) Shots / (+/-) TOI

GAME BY GAME

Date	Opp.	WARD #30	LACK #31	ALTSHULLER #40
Oct. 8	at NSH	2/25 L 58:07	DND	MIN
Oct. 10	vs. DET	4/19 L 58:25	DND	MIN
Oct. 13	vs. FLA	DND	3/29 L 58:25	MIN
Oct. 16	at DET	3/20 W 59:52	DND	MIN
Oct. 17	at WSH	4/34 L 60:00	DND	MIN
Oct. 21	at COL	0/26 W 61:47	DND	MIN
Oct. 23	at LA	3/28 L 59:59	DND	MIN
Oct. 24	at SJ	0/7 29:26	4/13 L 29:09	MIN
Oct. 27	at DET	1/26 W 59:39	DND	MIN
Oct. 29	at NYI	DND	2/19 W 62:11	MIN
Oct. 30	vs. COL	2/32 W 60:00	DND	MIN
Nov. 1	vs. TB	4/31 L 57:23	DND	MIN
Nov. 6	vs. DAL	DND	3/28 L 58:07	MIN
Nov. 7	vs. OTT	2/21 W 60:30	DND	MIN
Nov. 10	at NYR	3/23 L 60:00	DND	MIN
Nov. 12	vs. MIN	3/21 O 63:29	DND	MIN
Nov. 14	vs. PHI	3/19 O 60:34	DND	MIN
Nov. 16	vs. ANA	DND	3/19 L 59:34	MIN
Nov. 20	vs. TOR	1/25 O 65:00	DND	MIN
Nov. 22	vs. LA	3/29 W 60:00	DND	MIN
Nov. 23	at PHI	DND	3/36 O 59:58	MIN
Nov. 25	vs. EDM	1/31 W 60:00	DND	MIN
Nov. 27	at BUF	3/14 L 39:51	1/7 20:00	MIN
Nov. 30	at NYR	4/22 L 58:32	DND	MIN
Dec. 3	vs. NJ	DND	5/27 L 59:16	MIN
Dec. 5	vs. MTL	2/38 W 60:00	DND	MIN
Dec. 6	vs. ARI	4/23 W 60:00	DND	MIN
Dec. 8	at DAL	4/8 20:00	2/12 L 39:46	MIN
Dec. 11	at ANA	DND	1/32 W 60:00	MIN
Dec. 12	at ARI	DND	4/29 W 60:53	MIN
Dec. 15	at PHI	DND	4/31 O 61:42	MIN
Dec. 18	vs. FLA	1/17 L 57:47	DND	MIN
Dec. 19	at PIT	1/38 W 60:00	DND	MIN
Dec. 21	vs. WSH	2/21 L 57:59	DND	MIN
Dec. 26	vs. NJ	1/20 W 60:00	DND	MIN
Dec. 27	at CHI	DND	1/36 W 60:00	MIN
Dec. 29	at NJ	3/24 L 58:16	DND	MIN
Dec. 31	vs. WSH	DND	2/32 W 60:00	MIN
Jan. 2	vs. NSH	DND	2/21 O 63:09	MIN
Jan. 4	at EDM	1/27 O 62:47	DND	MIN
Jan. 6	at VAN	DND	3/21 L 59:08	MIN
Jan. 8	vs. CBJ	1/36 W 60:00	DND	MIN
Jan. 9	at CBJ	3/24 W 62:44	DND	MIN
Jan. 12	vs. PIT	2/25 W 62:58	DND	MIN
Jan. 14	at STL	DND	1/24 W 59:21	MIN
Jan. 15	vs. VAN	3/22 O 63:25	DND	MIN
Jan. 17	at PIT	DND	5/32 L 60:00	MIN
Jan. 21	at TOR	INJ	0/32 W 62:54	DND
Jan. 22	vs. NYR	INJ	4/32 L 60:00	DND
Jan. 24	vs. CGY	INJ	2/35 W 60:00	DND
Jan. 26	vs. CHI	INJ	0/26 W 59:47	DND
Feb. 3	at CGY	DND	4/24 L 60:00	MIN
Feb. 5	at WPG	3/36 W 59:55	DND	MIN
Feb. 7	at MTL	1/34 O 65:00	DND	MIN
Feb. 12	vs. PIT	1/26 O 65:00	DND	MIN
Feb. 13	vs. NYI	2/16 W 37:34	1/10 22:26	MIN
Feb. 16	vs. WPG	DNP	1/21 W 60:00	DND
Feb. 18	at OTT	DND	3/21 L 57:12	MIN
Feb. 19	vs. SJ	2/24 W 60:00	DND	MIN
Feb. 21	vs. TB	3/17 L 57:47	DND	MIN
Feb. 23	vs. PHI	1/37 W 60:00	DND	MIN
Feb. 25	at TOR	3/29 L 57:45	DND	MIN
Feb. 26	vs. BOS	3/21 L 57:24	DND	MIN
Feb. 28	vs. STL	5/40 L 60:00	DND	MIN
Mar. 1	at NJ	DND	1/30 W 59:08	MIN
Mar. 5	at TB	DND	4/30 O 64:13	MIN
Mar. 8	vs. OTT	3/24 W 63:02	DND	MIN
Mar. 10	at BOS	2/32 W 61:30	DND	MIN
Mar. 12	at BUF	3/24 O 64:59	DND	MIN
Mar. 15	at WSH	DND	2/31 O 61:27	MIN
Mar. 17	at PIT	DND	4/48 L 59:55	MIN
Mar. 19	at MIN	2/32 O 65:00	DND	MIN
Mar. 22	vs. BUF	3/25 L 57:47	DND	MIN
Mar. 24	at CBJ	DND	2/44 W 60:00	MIN
Mar. 26	vs. NYI	DND	4/31 O 64:46	MIN
Mar. 27	vs. NJ	2/25 W 60:00	DND	MIN
Mar. 29	at NYI	1/31 O 65:00	DND	MIN
Mar. 31	vs. NYR	3/27 W 60:00	DND	MIN
Apr. 2	vs. CBJ	DND	5/27 L 59:59	MIN
Apr. 5	at BOS	1/36 W 65:00	DND	MIN
Apr. 7	vs. MTL	4/31 L 56:51	DND	MIN
Apr. 9	at FLA	DND	4/20 L 57:40	MIN

Goalies: Goals Allowed / Shots Decision Minutes Played

SEPTEMBER 2015

- 20 Returned forwards Clark Bishop, Steven Lorentz, Niki Petti, Nicolas Roy and Spencer Smallman; defensemen Kyle Jenkins and Josh Wesley; and goaltender Callum Booth to their respective junior clubs
- 21 Returned goaltender Alex Nedeljkovic to Flint (OHL)
- 23 Returned defenseman Roland McKeown to Kingston (OHL)
- 25 Assigned goalies Daniel Altshuller and Rasmus Tirronen; defensemen to Tyler Ganly, Keegan Lowe and Danny Biega; and forwards Carter Sandlak, Patrick Brown and Erik Karlsson to Charlotte (AHL)
- 25 Assigned center Lucas Wallmark to Luella (SHL)
- 26 Assigned forwards Zach Boychuk, Justin Shugg and TJ Hensick and defenseman Rasmus Rissanen to Charlotte (AHL)
- 28 Assigned defenseman Trevor Carrick and forwards Phil Di Giuseppe, Sergey Tolchinsky and Brendan Woods to Charlotte (AHL)
- 29 Assigned center Brody Sutter and goaltender Drew MacIntyre to Charlotte (AHL)

OCTOBER 2015

- 3 Agreed to terms with goaltender Eddie Lack on a two-year contract extension
- 3 Assigned defensemen Brett Pesce and Jaccob Slavin and forwards Derek Ryan and Brock McGinn to Charlotte (AHL)
- 3 Returned defenseman Haydn Fleury to Red Deer (WHL)
- 9 Recalled defenseman Danny Biega from Charlotte (AHL)
- 10 Placed defenseman James Wisniewski on injured reserve, retroactive to Oct. 8
- 10 Reassigned defenseman Danny Biega to Charlotte (AHL)
- 14 Recalled forward Brock McGinn and defenseman Brett Pesce from Charlotte (AHL)
- 18 Reassigned defenseman Brett Pesce to Charlotte (AHL)
- 20 Recalled defenseman Rasmus Rissanen from Charlotte (AHL)
- 22 Reassigned defenseman Rasmus Rissanen to Charlotte (AHL)
- 22 Recalled defenseman Brett Pesce from Charlotte (AHL)

NOVEMBER 2015

- 5 Assigned forward Joakim Nordstrom to Charlotte (AHL) for conditioning
- 8 Recalled forward Joakim Nordstrom from Charlotte (AHL)
- 11 Reassigned forward Brock McGinn to Charlotte (AHL)
- 18 Recalled defenseman Jaccob Slavin from Charlotte (AHL)
- 24 Placed forward Nathan Gerbe on injured reserve
- 26 Assigned defenseman Ryan Murphy to Charlotte (AHL)

DECEMBER 2015

- 1 Reassigned defenseman Jaccob Slavin to Charlotte (AHL)
- 1 Recalled defenseman Ryan Murphy from Charlotte (AHL)
- 4 Reassigned defenseman Ryan Murphy to Charlotte (AHL)
- 4 Recalled forwards Phil Di Giuseppe and Brock McGinn, as well as defenseman Jaccob Slavin from Charlotte (AHL)
- 6 Reassigned forward Brock McGinn to Charlotte (AHL)
- 14 Reassigned defenseman Michal Jordan to Charlotte (AHL) for conditioning
- 21 Recalled defenseman Michal Jordan from Charlotte (AHL)

JANUARY 2016

- 3 Recalled forward Brock McGinn from Charlotte (AHL)
- 15 Activated forward Nathan Gerbe from injured reserve; Reassigned forwards Brock McGinn and Phil Di Giuseppe to Charlotte (AHL)
- 18 Recalled forward Phil Di Giuseppe from Charlotte (AHL)
- 20 Placed goaltender Cam Ward on injured reserve; Recalled goaltender Daniel Altshuller from Charlotte (AHL)
- 26 Activated goaltender Cam Ward from injured reserve; Reassigned forward Phil Di Giuseppe and goaltender Daniel Altshuller to Charlotte (AHL)
- 31 Placed defenseman Brett Pesce on injured reserve; Recalled defenseman Ryan Murphy and forward Phil Di Giuseppe from Charlotte (AHL)

FEBRUARY 2016

- 8 Reassigned defenseman Ryan Murphy to Charlotte (AHL)
- 12 Activated defenseman Brett Pesce from injured reserve
- 16 Recalled goaltender Daniel Altshuller from Charlotte (AHL)
- 17 Reassigned goaltender Daniel Altshuller to Charlotte (AHL)
- 28 The Hurricanes acquired forward Aleksii Saarela and second-round picks in the 2016 and 2017 NHL Drafts from the New York Rangers in exchange for forward Eric Staal
- 28 Carolina acquired forward Valentin Zykov and a conditional fifth-round pick in the 2016 NHL Draft from the Los Angeles Kings in exchange for forward Kris Versteeg
- 29 The Hurricanes reacquired defenseman Dennis Robertson from the Chicago Blackhawks in exchange for goaltender Drew MacIntyre
- 29 Carolina acquired forward Anthony Camara, a third-round pick in the 2016 NHL Draft and a fifth-round pick in the 2017 NHL Draft from the Boston Bruins in exchange for defenseman John-Michael Liles
- 29 Recalled defenseman Ryan Murphy and forwards Brock McGinn and Derek Ryan from Charlotte (AHL)

MARCH 2016

- 6 Reassigned forwards Brock McGinn and Derek Ryan to Charlotte (AHL)
- 6 Recalled forward Brendan Woods from Charlotte (AHL)
- 7 Hurricanes acquired forward Dane Fox from the Vancouver Canucks in exchange for future considerations
- 8 Carolina agreed to terms with forward Andrew Poturalski on a two-year, entry-level contract
- 12 Reassigned forward Brendan Woods to Charlotte (AHL)
- 13 Recalled forward Brody Sutter from Charlotte (AHL)
- 15 Recalled defenseman Trevor Carrick from Charlotte (AHL)
- 17 Reassigned defenseman Trevor Carrick to Charlotte (AHL)
- 18 Recalled defenseman Trevor Carrick from Charlotte (AHL)
- 19 Reassigned defenseman Trevor Carrick and forward Brody Sutter to Charlotte (AHL)
- 21 Recalled forward Derek Ryan from Charlotte (AHL)
- 22 Reassigned forward Derek Ryan to Charlotte (AHL)
- 24 Recalled forward Brody Sutter from Charlotte (AHL)
- 25 Recalled forward Patrick Brown from Charlotte (AHL)
- 29 Recalled forward Derek Ryan from Charlotte (AHL)
- 30 Reassigned forward Brody Sutter to Charlotte (AHL)
- 30 Recalled forward Sergey Tolchinsky from Charlotte (AHL)

APRIL 2016

- 1 Reassigned forwards Derek Ryan and Sergey Tolchinsky to Charlotte (AHL)
- 2 Recalled forwards Brody Sutter and Brendan Woods from Charlotte (AHL)
- 2 Reassigned forwards Patrick Brown, Brendan Woods, Brody Sutter to Charlotte (AHL)
- 4 Recalled forwards Patrick Brown and Sergey Tolchinsky from Charlotte (AHL)
- 6 Reassigned forward Sergey Tolchinsky to Charlotte (AHL)
- 7 Recalled forward Derek Ryan from Charlotte (AHL)
- 8 Reassigned forward Patrick Brown to Charlotte (AHL)
- 8 Recalled forward Brendan Woods from Charlotte (AHL)
- 9 Agreed to entry-level terms with forward Nicolas Roy
- 10 Reassigned forward Brendan Woods to Charlotte (AHL)
- 11 Reassigned defenseman Ryan Murphy to Charlotte (AHL)
- 22 Agreed to terms with defenseman Jake Chelios on a one-year, two-way contract
- 22 Signed forward Joakim Nordstrom to a two-year extension

MAY 2016

- 2 Announced that Charlotte Checkers (AHL) Head Coach Mark Morris had accepted the head coaching position at St. Lawrence University
- 31 Named Ulf Samuelsson head coach of the Charlotte Checkers (AHL)

JUNE 2016

- 1 Signed defenseman Josh Wesley to a three-year, entry-level contract
- 13 Signed forward Sebastian Aho to a three-year, entry-level contract
- 13 Signed forward Aleksii Saarela to a three-year, entry-level contract
- 15 Acquired forwards Bryan Bickell and Teuvo Teravainen from Chicago in exchange for the NY Rangers' 2016 second-round draft pick and Chicago's own 2017 third-round draft pick (previously acquired by Carolina)
- 16 Signed goaltender Cam Ward to a two-year contract
- 16 Signed forward Derek Ryan to a one-year, two-way contract
- 28 Signed forward Patrick Brown to a one-year, two-way contract
- 29 Announced that longtime director of professional scouting Marshall Johnston had retired. Named Ray Whitney to the team's full-time professional scouting staff.
- 30 Bought out the remainder of defenseman James Wisniewski's contract
- 30 Named Bill Burniston assistant strength coach and fascial stretch therapist

JULY 2016

- 1 Signed forward Lee Stempniak to a two-year contract
- 1 Signed forward Viktor Stalberg to a two-year contract
- 1 Signed forward Andrew Miller to a one-year, two-way contract
- 1 Named Curtis Joseph goaltending consultant
- 1 Named Peter Andersson assistant coach for the Charlotte Checkers (AHL), Myles Fee video coach for Charlotte and Bryn-Marc Conaway strength and conditioning coach for Charlotte
- 3 Signed defenseman Matt Tennyson to a one-year, two-way contract
- 9 Signed defenseman Jake Bean to a three-year, entry-level contract
- 9 Signed forward Julien Gauthier to a three-year, entry-level contract
- 12 Signed forward Victor Rask to a six-year contract
- 14 Signed defenseman Ryan Murphy to a two-year contract
- 14 Signed defenseman Keegan Lowe to a one-year, two-way contract
- 14 Signed forward Brendan Woods to a one-year, two-way contract
- 14 Signed forward Brody Sutter to a one-year, two-way contract
- 14 Signed defenseman Dennis Robertson to a one-year, two-way contract
- 27 Signed Head Coach Bill Peters to a contract extension through 2018-19

AUGUST 2016

- 30 Signed general manager Ron Francis to a contract extension through 2018-19

SEPTEMBER 2016

- 7 Signed goaltender Michael Leighton to a one-year, two-way contract

TRADES AND ACQUISITIONS

1979

APRIL 22 Named Don Blackburn head coach.
JUNE 22 Claimed Maynard Schurman from the Philadelphia Flyers and Al Sims from the Boston Bruins in NHL Expansion Draft; Selected Bob Stephenson in WHA Dispersal Draft.
AUGUST 28 Signed Chuck Luksa as a free agent.
SEPTEMBER 20 Signed Ken Holland as a free agent.
NOVEMBER 2 Signed Greg Carroll as a free agent.
DECEMBER 27 Signed Larry Giroux as a free agent.
DECEMBER 28 Acquired Pat Boutette from the Toronto Maple Leafs for Bob Stephenson.

1980

JANUARY 17 Obtained Tom Rowe from Washington Capitals for Alan Hangsleben.
FEBRUARY 27 Acquired Bobby Hull from Winnipeg Jets for future considerations.
JUNE 4 Gordie Howe retired and became director of player development.
JUNE 5 Obtained Rick Meagher from Montreal Canadiens for 1981 third and fifth round draft picks (Paul McDermid, Don Bourbonnais) for Montreal's third and fifth picks in the same draft (Dreter Hegen, Steve Rooney).
JUNE 15 Acquired Mike Veisor from Chicago Blackhawks for a second-round 1981 draft pick (Kevin Griffin).
AUGUST 30 Signed Glenn Merkosky as a free agent.
DECEMBER 5 Acquired Norm Barnes and Jack McIlhargey from Philadelphia Flyers for a 1982 second-round draft choice (later transferred to Toronto, Peter Ihnacek).
DECEMBER 16 Obtained Mike Fidler from Minnesota North Stars for Gordie Roberts.

1981

JANUARY 15 Acquired a 1981 fifth-round draft pick (Bill Maguire) from the New York Rangers for Nick Fotiu.
FEBRUARY 20 Acquired Gilles Lupien from Pittsburgh Penguins for a 1981 sixth-round draft pick (Paul Edwards); Don Blackburn fired as head coach; Named assistant coach Larry Pleau as interim head coach (interim dropped on March 9).
FEBRUARY 22 Captain Rick Ley retires due to a knee injury and becomes assistant coach.
MARCH 3 Signed Ross Yates as a free agent.
APRIL 1 Named Larry Pleau director of hockey operations.
APRIL 2 Signed Dan Fridgen as a free agent.
MAY 15 Signed Jeff Brownschidle as a free agent.
JUNE 15 Signed Greg Millen as a free agent from the Pittsburgh Penguins. Pat Boutette and Kevin McClelland later sent to Pittsburgh as compensation.
JULY 3 Acquired Rick MacLeish, Don Gillen, Blake Wesley, along with a first-round pick (Paul Lawless), a second-round pick (Mark Paterson) and a third round pick (Kevin Dineen) in 1982 draft from Philadelphia Flyers for Fred Arthur, Ray Allison, a first-round pick (Ron Sutter) and a third-round pick (Miroslav Dvorak) in 1982.
OCTOBER 2 Obtained Gary Howatt from New York Islanders for a fifth-round 1983 draft pick (Bob Caulfield); Obtained Doug Sulliman, Chris Kotsopoulos and Gerry McDonald from the New York Rangers for Mike Rogers and a 10th-round 1982 pick (Simo Saarinen).
OCTOBER 5 Claimed Rob McClanahan from the Buffalo Sabres and Mike McDougal from New York Rangers in NHL Waiver Draft.
OCTOBER 16 Signed Paul Shmyr as a free agent.
NOVEMBER 15 Acquired George Lyle from the Detroit Red Wings off waivers.
DECEMBER 21 Acquired Pierre Larouche from Montreal Canadiens for a flip-flop of first-round draft picks in 1984 (Montreal selected Peter Svoboda fifth overall, Hartford chose Sylvain Cote 11th overall), Hartford's second pick in 1984 (Brian Benning – which was later traded by Montreal to St. Louis along with Rick Walmsey and Montreal's second choice – Tony Hrkac – and third choice – Robert Dirk – for St. Louis' first choice – Shayne Corson – and second – Stephane Richer – in 1984 draft), and a third-round choice in 1985 (Rocky Dundas).
DECEMBER 29 Acquired Russ Anderson and an eighth-round draft pick in 1983 (Chris DuPerron) for Rick MacLeish.

1982

JANUARY 12 Acquired Michel Plasse and a 1983 fourth-round draft pick (Ron Chyzowski) from the Quebec Nordiques for John Garrett.
JANUARY 29 Traded Rob McClanahan to New York Rangers for a 10th-round 1983 draft pick (Reine Karlsson).
JUNE 2 Named Larry Kish head coach; Larry Pleau to remain director of hockey operations.
AUGUST 19 Acquired Greg Adams and Ken Linseman from Philadelphia along with the Flyers' first-round draft choice in 1983 (David A. Jensen) for Mark Howe; Obtained Risto Siltanen and Brent Loney from Edmonton for Ken Linseman and Don Nachbaur.
AUGUST 28 Signed Bob Sullivan as a free agent.
SEPTEMBER 17 Signed Archie Henderson as a free agent.
OCTOBER 3 Acquired Mark Johnson and Kent-Erik Anderson from the Minnesota North Stars for a 1984 fifth-round draft choice (Jiri Poner) and future considerations (Jordy Douglas); Obtained Ed Hospodar from the New York Rangers for Kent-Erik Anderson.

OCTOBER 15 Obtained Merlin Malinowski and the rights to Scott Fusco from the New Jersey Devils for Gary Howatt and Rick Meagher.
OCTOBER 22 Acquired Paul Marshall from Toronto Maple Leafs for a 1983 10th-round draft pick (Greg Rolston).
DECEMBER 3 Acquired Pierre Lacroix from the Quebec Nordiques for Blake Wesley.
DECEMBER 24 Signed Randy Pierce as a free agent.

1983

JANUARY 24 Larry Pleau assumes head coaching duties from Larry Kish.
MARCH 7 John Cunniff named head coach.
MAY 2 Named Emile Francis president and general manager; Larry Pleau named assistant general manager.
JULY 3 Acquired Joel Quenneville and Richie Dunn from Calgary Flames for Mickey Volcan.
JULY 4 Acquired Norm Dupont from Winnipeg Jets for a fourth-round pick (Chris Mills).
JULY 7 Named Jack Evans head coach.
SEPTEMBER 18 Acquired Steve Stoyanovich from the New York Islanders for a 1985 fifth-round pick (Tommy Hedland).
SEPTEMBER 29 Signed Marty Howe as a free agent.
OCTOBER 1 Acquired Greg Malone from Pittsburgh Penguins for a third-round 1985 draft pick (Bruce Racine).
OCTOBER 2 Signed free agent Paul Fenton.
OCTOBER 3 Claimed Mike Zuke, Bob Crawford and Mike Crombeen from St. Louis Blues in NHL Waiver Draft.
OCTOBER 4 Acquired Torrie Robertson from the Washington Capitals for Greg Adams.
NOVEMBER 10 Acquired Ed Staniowski from Winnipeg Jets for Mike Veisor.
DECEMBER 17 Signed Reid Bailey as a free agent.

1984

JANUARY 21 Signed Tony Currie as a free agent after release from Vancouver Canucks.
FEBRUARY 27 Obtained Scot Kleinendorst from the New York Rangers for Blaine Stoughton.
FEBRUARY 29 Signed Dave Tippett as a free agent.
MARCH 1 Signed Mark Fusco as a free agent.
MARCH 3 Acquired Jack Brownschidle off waivers from St. Louis Blues.
MAY 29 Acquired Brad Shaw from the Detroit Red Wings for a 1984 eighth-round draft pick (Lars Karlsson).
SEPTEMBER 6 Acquired Steve Weeks from the New York Rangers for a 1986 third-round draft pick (Shaun Clauston).
OCTOBER 9 Acquired Wally Weir from Quebec Nordiques and Dave Lumley from Edmonton Oilers in NHL Waiver Draft.
NOVEMBER 16 Acquired Pat Boutette from the Pittsburgh Penguins for the rights to Ville Siren.

1985

FEBRUARY 22 Acquired Mike Liut and future considerations (Jorgen Pettersson) from the St. Louis Blues for Greg Millen and Mark Johnson.
MARCH 12 Acquired Peter Sidorkiewicz and Dean Evason from the Washington Capitals for David A. Jensen.
SEPTEMBER 17 Signed John Newberry as a free agent.
OCTOBER 7 Obtained Stewart Gavin from Toronto Maple Leafs for Chris Kotsopoulos.
OCTOBER 8 Purchased Tim Bothwell from the St. Louis Blues.
NOVEMBER 21 Acquired Dave Babych from the Winnipeg Jets for Ray Neufeld.
DECEMBER 6 Acquired Doug Jarvis from the Washington Capitals for Jorgen Pettersson.

1986

JANUARY 17 Acquired Wayne Babych from the Quebec Nordiques for Greg Malone.
FEBRUARY 3 Obtained Bill Gardner from the Chicago Blackhawks for a 1987 third-round draft pick (Mike Dagenais).
MARCH 8 Acquired John Anderson from the Quebec Nordiques for Risto Siltanen.
MARCH 11 Acquired Mike McEwen from the New York Rangers for Bob Crawford.
OCTOBER 7 Acquired Yves Courteau from Calgary Flames for Mark Paterson.
OCTOBER 9 Claimed Gerd Sherven from Edmonton Oilers in NHL Waiver Draft.
OCTOBER 21 Acquired Dave Barr from St. Louis Blues for Tim Bothwell.
DECEMBER 11 Acquired Dave Semenko from the Edmonton Oilers for a third-round 1988 draft choice (Trevor Sim).

1987

JANUARY 12 Acquired Randy Ladouceur from Detroit Red Wings for Dave Barr.
MARCH 10 Acquired Pat Hughes from St. Louis Blues for a 1987 10th-round draft choice (Andy Cesarski).
JULY 27 Signed free agents Roger Kortko and Tom Martin.
SEPTEMBER 8 Acquired Bill Root from the Toronto Maple Leafs for Dave Semenko.
OCTOBER 5 Acquired Mark Reeds from the St. Louis Blues for a third-round pick in 1989 draft (later upgraded to a 1989 second-round pick in Charles Bourgeois deal – Rick Corriveau); Acquired Brent Peterson from the Vancouver Canucks in the 1987 waiver draft.
OCTOBER 15 Signed Dave Williams as a free agent.

TRADES AND ACQUISITIONS

1988

JANUARY 3 Acquired Neil Sheehy, Carey Wilson, and the rights to Lane MacDonald from the Calgary Flames for Dan Murzyn and Shane Churla.

JANUARY 22 Acquired Lindsay Carson from the Philadelphia Flyers for Paul Lawless.

FEBRUARY 7 Named Larry Pleau head coach, replacing Jack Evans.

FEBRUARY 27 Signed Mike McEwen as a free agent.

MARCH 8 Acquired Charlie Bourgeois and a second-round draft pick in 1989 (Blair Atcheynum) from St. Louis Blues for a 1989 second-round draft selection (Rick Corriveau); Acquired Richard Brodeur from the Vancouver Canucks for Steve Weeks.

MAY 15 Signed Mike Tomlak as a free agent.

JUNE 14 Signed Ross McKay as a free agent.

JUNE 20 Donald Conrad and Richard Gordon purchased the Hartford Whalers.

JULY 6 Acquired Ed Kastelic and Grant Jennings from Washington Capitals for Mike Millar and Neil Sheehy.

AUGUST 3 Signed Allan Tuer as a free agent.

NOVEMBER 29 Claimed Tom Martin off of waivers from Minnesota North Stars.

DECEMBER 26 Acquired Don Maloney, Brian Lawton, and Norm MacIver from the New York Rangers for Carey Wilson and a fifth-round draft choice in 1990 (Lubos Rob).

1989

MARCH 6 Acquired Jim Thomson from Washington Capitals for Scot Kleinendorst.

MARCH 7 Acquired Jim Pavese from Detroit Red Wings for Torrie Robertson.

MAY 11 Named Ed Johnston vice president and general manager.

MAY 12 Named Richard Gordon managing general partner, replacing Don Conrad.

MAY 16 Fired Larry Pleau as head coach.

JUNE 7 Named Rick Ley head coach.

JUNE 17 Acquired Pat Verbeek from New Jersey Devils for Sylvain Turgeon.

JULY 20 Named Brent Peterson assistant coach.

SEPTEMBER 13 Signed Daryl Reaugh as a free agent.

OCTOBER 2 Acquired Bo Mikael Andersson from Buffalo Sabres in the 1989 NHL Waiver Draft for \$30,000.

OCTOBER 7 Acquired Mike Berger from Minnesota North Stars for the rights to Kevin Sullivan.

OCTOBER 10 Acquired Jim Ennis from Edmonton Oilers for Norm MacIver.

OCTOBER 16 Signed Steve Dykstra as a free agent.

OCTOBER 31 Acquired Chris Cichocki from New Jersey Devils for Jim Thomson.

DECEMBER 13 Acquired Randy Cunneyworth from the Winnipeg Jets for Paul MacDermid.

1990

MARCH 3 Acquired Jeff Sirkka from Boston Bruins for Steve Dykstra.

MARCH 5 Acquired Yvon Corriveau from the Washington Capitals for Mike Liut.

MARCH 11 Acquired Cam Brauer from the Edmonton Oilers for Marc LaForte.

JULY 9 Traded Jody Hull to the New York Rangers for Carey Wilson and future considerations.

JULY 16 Signed John Stevens as a free agent.

OCTOBER 1 Traded Dave Tippett to the Washington Capitals for a sixth-round draft pick in 1992 (Jarret Reid); Signed free agent Paul Cyr.

OCTOBER 3 Traded Joel Quenneville to the Washington Capitals for cash.

OCTOBER 7 Signed Todd Richards as a free agent.

OCTOBER 31 Acquired Marc Bergevin from the New York Islanders for a fifth-round choice in 1992 (Ryan Duthie).

NOVEMBER 13 Acquired Doug Crossman from the New York Islanders for Ray Ferraro.

DECEMBER 21 Acquired Rob Brown from the Pittsburgh Penguins for Scott Young.

1991

FEBRUARY 20 Acquired Doug Houda from the Detroit Red Wings for Doug Crossman.

MARCH 4 Acquired John Cullen, Zarley Zalapski and Jeff Parker from the Pittsburgh Penguins for Ron Francis, Ulf Samuelsson and Grant Jennings.

MARCH 5 Acquired Mark Hunter from the Calgary Flames for Carey Wilson.

MAY 29 Fired head coach Rick Ley.

JUNE 7 Named Jim Roberts head coach.

AUGUST 26 Acquired Paul Fenton from the Calgary Flames for a 1992 sixth-round draft pick (Joel Bouchard).

SEPTEMBER 4 Signed Mario Gosselin as a free agent.

SEPTEMBER 5 Signed Barry Pederson as a free agent.

SEPTEMBER 8 Traded Sylvain Cote to the Washington Capitals for a 1992 second-round draft pick (Andrei Nikolishin).

SEPTEMBER 17 Acquired Andrew Cassels from the Montreal Canadiens for a 1992 second-round draft pick (Valeri Bure).

OCTOBER 2 Acquired Dan Keczmer from the San Jose Sharks for Dean Evason.

OCTOBER 3 Acquired Lee Norwood from the New Jersey Devils for future considerations.

OCTOBER 4 Traded Todd Krygier to the Washington Capitals for 1993 fourth-round draft pick (later traded to the Calgary Flames, who selected Jason Smith).

OCTOBER 18 Traded Paul Fenton to the San Jose Sharks for Mike McHugh.

NOVEMBER 13 Acquired Murray Craven and a 1992 fourth-round draft pick (Kevin Smyth) from the Philadelphia Flyers for Kevin Dineen; Traded Lee Norwood to St. Louis Blues for future considerations.

NOVEMBER 21 Acquired Jukka Suomalainen from the Minnesota North Stars to complete a draft-day deal (June 22, 1991) in which Minnesota obtained Hartford's fifth round pick (Mike Kennedy) for future considerations.

DECEMBER 20 Acquired Daniel Shank from the Detroit Red Wings for Chris Tancill.

1992

JANUARY 24 Acquired Steve Konroyd from the Chicago Blackhawks for Rob Brown.

JANUARY 27 Acquired Paul Gillis from the Chicago Blackhawks for future considerations.

MARCH 10 Acquired Frank Pietrangolo from the Pittsburgh Penguins for 1994 third and seventh-round draft picks (Sven Butenschon, Serge Aubin).

MAY 12 Fired Ed Johnston as vice president and general manager.

MAY 26 Named Brian Burke general manager.

JUNE 15 Acquired Nick Kypreos from the Washington Capitals for Mark Hunter and Yvon Corriveau; Paul Holmgren named head coach; Traded Brad Shaw to the New Jersey Devils for cash.

JUNE 16 Acquired Allen Pedersen from the Minnesota North Stars for a conditional 1993 draft pick (Rick Mrozik).

JUNE 24 Signed Jim Agnew to a free agent contract.

JULY 8 Acquired Tim Kerr from the New York Rangers for a 1993 seventh-round pick (Sergei Kondrashkin).

AUGUST 20 Traded Yvon Corriveau to the Washington Capitals to complete Nick Kypreos trade.

AUGUST 28 Acquired Sean Burke and Eric Weinrich from New Jersey Devils for Bobby Holik, a 1993 second-round draft pick (Jay Pandolfo) and future considerations.

SEPTEMBER 3 Acquired Mark Janssens from the Minnesota North Stars for James Black.

SEPTEMBER 14 NHL arbitrator K. Allen Hinnegan accepts proposal of a third (Sven Butenschon) and a seventh-round draft choice (Serge Aubin) in the 1994 Entry Draft as the future considerations for Frank Pietrangolo.

OCTOBER 1 Acquired Corrie D'Alessio and a 1993 fifth-round choice (later traded back to the Vancouver Canucks in Murray Craven trade) from the Vancouver Canucks for Kay Whitmore.

OCTOBER 9 Traded Michel Picard to the San Jose Sharks for future considerations.

OCTOBER 30 Named Tom Rowe director of hockey operations.

NOVEMBER 21 Acquired Jamie Leach off waivers from the Pittsburgh Penguins.

NOVEMBER 24 Traded John Cullen to the Toronto Maple Leafs for a second-round pick in 1993 (later traded to San Jose – Vlastimil Kroupa).

1993

JANUARY 21 Acquired Yvon Corriveau from the San Jose Sharks as the future considerations for Michel Picard.

MARCH 22 Acquired Robert Kron, a conditional draft pick (Marek Malik), and future considerations (Jim Sandlak) from the Vancouver Canucks for Murray Craven and a 1993 fifth-round draft choice (Scott Walker); Acquired a sixth-round draft pick from the Detroit Red Wings (later traded back to Detroit – Tim Spitzig) for Steve Konroyd.

JUNE 1 Acquired Brad McCrimmon from the Detroit Red Wings for a 1993 fifth-round draft pick (pick had been previously acquired from Detroit in Steve Konroyd trade).

JUNE 20 Acquired Sergei Makarov from the Calgary Flames for future considerations.

JUNE 26 Traded first (Viktor Kozlov), second (Vlastimil Kroupa) and third-round draft picks (Ville Peltonen) in 1993 and future considerations (Sergei Makarov) to San Jose for the Sharks' first-round draft pick (second overall, Chris Pronger); Traded second-round draft pick (Jason Podollan) to Florida.

AUGUST 9 Signed free agents Jeff Bloemberg, Rob Corwie and Garth Premak.

SEPTEMBER 1 Brian Burke resigns as president and general manager to take the position of senior vice president and director of hockey operations for the NHL.

SEPTEMBER 8 Named Paul Holmgren general manager/head coach.

OCTOBER 4 Signed Brian Propp as a free agent.

NOVEMBER 2 Acquired Bryan Marchment and Steve Larmer from the Chicago Blackhawks for Patrick Poulin and Eric Weinrich; Acquired Darren Turcotte and James Patrick from the New York Rangers for Nick Kypreos, Barry Richter, Steve Larmer and a sixth-round draft choice (Yuri Litvinev).

NOVEMBER 3 Acquired Marc Potvin from the Los Angeles Kings for Doug Houda; Acquired Bob McGill off waivers from the New York Islanders.

NOVEMBER 10 Traded Martin Hamrlík to the St. Louis Blues for future considerations.

NOVEMBER 16 Paul Holmgren resigns as head coach to concentrate on general manager duties. Pierre McGuire named head coach.

NOVEMBER 19 Acquired Jeff Reese from the Calgary Flames for Dan Keczmer and future considerations.

DECEMBER 16 Acquired Alexander Godnyuk from the Florida Panthers for Jim McKenzie.

1994

JANUARY 24 Acquired Todd Harkins from the Calgary Flames for Scott Morrow.

JANUARY 25 Acquired Ted Crowley from the Toronto Maple Leafs for Mark Greig and a 1995 sixth-round draft pick (Doug Bonner).

MARCH 10 Acquired Gary Suter, Ted Drury and Paul Ranheim from the Calgary Flames in exchange for Zarley Zalapski, James Patrick and Michael Nylander.

TRADES AND ACQUISITIONS

MARCH 11 Acquired Frantisek Kucera and Jocelyn Lemieux from the Chicago Blackhawks for Gary Suter, Randy Cunneyworth and a 1995 third-round draft choice (later traded to Vancouver – Larry Courville).

MARCH 18 Traded Ken Belanger to the Toronto Maple Leafs for a 1994 ninth-round draft choice (Matt Ball).

JUNE 28 NHL Board of Governors approve the sale of the Hartford Whalers to Peter Karmanos Jr., Thomas Thewes and Jim Rutherford; Rutherford named chief operating officer, president and general manager; Paul Holmgren named head coach; Steve Martins acquired in supplemental draft; Signed free agent Jeff Chychrun.

JULY 13 Signed free agent Jimmy Carson to a multi-year contract.

AUGUST 18 Signed free agent Steve Rice to a multi-year contract.

AUGUST 26 Acquired Glen Wesley from the Boston Bruins for first-round draft picks in the 1995 (Kyle McLaren), 1996 (Jonathan Aitken) and 1997 (Sergei Samsonov) NHL Entry Drafts.

AUGUST 30 Edmonton awarded Bryan Marchment as compensation for signing of Steve Rice.

1995

JANUARY 18 Selected Kelly Chase and Brian Glynn in NHL Waiver Draft.

MARCH 23 Acquired Glen Featherstone, Michael Stewart, a 1995 first-round draft pick (Jean-Sebastien Giguere) and a 1996 fourth-round draft pick (Steve Wasylo) from the New York Rangers for Pat Verbeek.

MAY 31 Acquired fourth-round draft pick (Sami Kapanen) from the Los Angeles Kings for Jan. Vopat.

JULY 27 Brendan Shanahan acquired from the St. Louis Blues for Chris Pronger.

JULY 31 Acquired Jeff Bess off waiver wire from the Dallas Stars.

AUGUST 1 Signed free agent Gerald Diduck to a multi-year contract.

AUGUST 28 Signed free agents Todd Sparkes and David Williams.

OCTOBER 6 Acquired Nelson Emerson from the Winnipeg Jets for Darren Turcotte; Jason Muzzatti claimed off waivers from the Calgary Flames.

NOVEMBER 6 Fired Paul Holmgren as head coach; Named Paul Maurice head coach.

NOVEMBER 29 Dan Kesa acquired from the Dallas Stars for Robert Petrovicky.

DECEMBER 1 Jeff Reese traded to the Tampa Bay Lightning for a 1996 ninth-round draft pick (Ashkat Rakhmatullin).

DECEMBER 20 Acquired Jim Dowd and a 1997 second-round draft pick (later traded to Calgary in Steve Chiasson trade, Flames selected – Dmitri Kokorev) from the New Jersey Devils for Jocelyn Lemieux and a 1998 second-round draft pick; Jeff Brown and a 1998 third-round draft pick (later traded to Calgary in Steve Chiasson trade – Paul Manning) acquired from the Vancouver Canucks for Jim Dowd, Frantisek Kucera and a 1997 second-round draft pick (Ryan Bonni).

DECEMBER 28 Acquired Kevin Dineen from the Philadelphia Flyers for a 1997 seventh-round draft pick (later re-acquired from Philadelphia in Paul Coffey trade – Andrew Merrick).

1996

OCTOBER 1 Kent Manderville signed to a one-year contract following training camp tryout; Acquired Kevin Brown from the Mighty Ducks of Anaheim for Espen Knutsen.

OCTOBER 9 Acquired Paul Coffey, Keith Primeau and a 1997 first-round draft pick (Nikos Tselios) from the Detroit Red Wings in exchange for Brendan Shanahan and Brian Glynn.

OCTOBER 12 Acquired Stu Grimson off waivers from the Detroit Red Wings.

NOVEMBER 9 Acquired Curtis Leschyshyn from the Washington Capitals for Andrei Nikolishin.

DECEMBER 15 Acquired Kevin Haller, a 1997 first-round draft pick (traded on draft day 1997 – June 21 – to San Jose [Scott Hannan] for San Jose's 1997 second-round draft pick [Brad DeFauw] and 1998 third-round draft pick [Erik Cole]), and Philadelphia's 1997 seventh-round draft pick (Andrew Merrick) for Paul Coffey and a 1997 third-round draft pick (Kris Mallette).

1997

MARCH 5 Acquired Steve Chiasson and a 1997 third-round draft pick (Francis Lessard) from the Calgary Flames for Glen Featherstone, Hnat Domenichelli, a 1997 second-round draft pick (Dimitri Kokorev) and a 1998-third round draft pick (Paul Manning).

MARCH 18 Acquired Bates Battaglia and a 1998 fourth-round draft pick (Josef Vasicek) from the Mighty Ducks of Anaheim for Mark Janssens; Acquired a 1998 eighth-round draft pick (Jaroslav Svoboda) from the Toronto Maple Leafs for Kelly Chase; Acquired Chris Murray from the Phoenix Coyotes for Gerald Diduck; Acquired Derek King from the New York Islanders for a 1997 fifth-round draft pick (Adam Edinger).

JUNE 27 Acquired Steve Leach from the St. Louis Blues for Alexander Godynuk and a 1998 sixth-round draft pick (Brad Voth).

JULY 25 Acquired Enrico Ciccone from the Chicago Blackhawks for Ryan Risidore and a 1998 fifth-round draft pick (later traded to Toronto – Morgan Warren).

AUGUST 8 Traded Jason Muzzatti to New York Rangers for a 1998 fourth-round draft pick (Tommy Westlund).

AUGUST 11 Signed free agent Pat Jablonski.

AUGUST 14 Signed free agent Mike Fountain.

AUGUST 25 Acquired Gary Roberts and Trevor Kidd from the Calgary Flames in exchange for Andrew Cassels and Jean-Sebastien Giguere.

NOVEMBER 18 Acquired defenseman Sean Hill from the Ottawa Senators in exchange for Chris Murray.

1998

JANUARY 2 Traded Jeff Brown to the Toronto Maple Leafs in exchange for a 1999 fourth-round draft pick (pick later traded to Nashville along with future considerations for Eric Fichaud; Nashville selected Yevgeny Pavlov).

JANUARY 3 Acquired Martin Gelin and Kirk McLean from the Vancouver Canucks in exchange for Sean Burke, Geoff Sanderson and Enrico Ciccone.

MARCH 2 Signed Mark McMahon to a multi-year contract.

MARCH 24 Acquired Ray Sheppard from the Florida Panthers in exchange for Kirk McLean.

MARCH 30 Signed Greg Koehler as a free agent.

JUNE 1 Acquired Randy Petruk from the Colorado Avalanche for a 1999 fifth-round draft pick (William Magnuson).

JULY 8 Signed 1998 fourth-round draft pick Tommy Westlund to a contract.

JULY 13 Signed Ron Francis as a free agent.

JULY 31 Acquired a conditional draft pick in the 1999 NHL Entry Draft from the Los Angeles Kings for Manny Legace.

AUGUST 11 Acquired David Karp and fourth-round draft pick in 2000 from the Mighty Ducks of Anaheim for Stu Grimson and Kevin Haller.

SEPTEMBER 10 Signed Arturs Irbe as a free agent.

DECEMBER 29 Acquired Paul Coffey from Chicago Blackhawks for Nelson Emerson.

1999

MARCH 6 Acquired Andrei Kovalenko from the Philadelphia Flyers for Adam Burt; Assistant coach Tom Webster named head coach of the Windsor Spitfires of the Ontario Hockey League (OHL).

MAY 26 Acquired a 1999 eighth-round draft pick (Antti Jokela) from the Philadelphia Flyers in exchange for prospect Francis Lessard.

JUNE 1 Signed 1997 first-round draft pick Nikos Tselios to multi-year contract.

JUNE 22 Head coach Paul Maurice signed to a three-year contract; Assistant coaches Randy Ladouceur and Kevin McCarthy each signed three-year contracts.

JUNE 25 Goaltender Trevor Kidd selected by the Atlanta Thrashers in the 1999 NHL Expansion Draft.

JUNE 26 Carolina selected David Tanabe with their first-round pick (16th overall) in the 1999 NHL Entry Draft (16th overall); Acquired goaltender Eric Fichaud from the Nashville Predators in exchange for Carolina's 1999 fourth-round draft pick (Yevgeny Pavlov) and future considerations.

JULY 15 Signed Josef Vasicek to multi-year contract.

AUGUST 4 Agreed to one-year contract with defenseman Steve Bancroft.

AUGUST 7 Agreed to contract terms with goaltender Mark Fitzpatrick.

AUGUST 31 Agreed to one-year contracts with Eric Dandaneault, Jeff Daniels, Gilbert Dionne and Todd Simon.

OCTOBER 2 Signed David Tanabe to a three-year contract and Mike Rucinski to a one-year contract.

2000

JANUARY 23 Acquired Rod Brind'Amour, Jean-Marc Pelletier and a 2000 second-round draft pick (later traded to Colorado in Sandis Ozolinsh trade – Argis Saviels) from the Philadelphia Flyers in exchange for Keith Primeau and a 2000 fifth-round pick (later transferred to the NY Islanders – Kristofer Ottoson).

FEBRUARY 11 Eric Fichaud claimed off waivers by the Montreal Canadiens.

MARCH 14 Acquired Sandy McCarthy from the Philadelphia Flyers in exchange for Kent Manderville.

MARCH 26 Signed 1998 third-round draft pick Erik Cole to a multi-year contract.

MAY 18 Agreed to terms with 1998 draft picks Jaroslav Svoboda and Brent McDonald.

MAY 31 Signed defenseman Shaun Fisher to a multi-year contract. Traded Paul Ranheim to the Philadelphia Flyers for a 2002 eighth-round draft pick.

JUNE 2 Agreed to terms with 1998 draft pick Jeff Heerema.

JUNE 24 Acquired defenseman Sandis Ozolinsh and a 2000 second-round pick (Tomas Kurka) from the Colorado Avalanche in exchange for Nolan Pratt, a first-round draft pick (Vaclav Nedorost) and two second-round draft picks (Jared Aulin, Argis Saviels) in 2000.

JUNE 25 Acquired a 2000 fourth-round pick (Niclas Wallin) from the Atlanta Thrashers in exchange for a fourth-round draft pick (Blake Robson), a fifth-round draft pick (Matt McRae) and an eighth-round draft pick (Eric Bown) in 2000.

JULY 24 Agreed to terms on a five-year contract with defenseman Sandis Ozolinsh.

JULY 31 Signed free agent defenseman Kevin Hatcher.

AUGUST 4 Acquired forwards Rob DiMaio and Darren Langdon from the New York Rangers in exchange for Sandy McCarthy and a 2001 fourth-round draft pick; Signed forward Martin Gelin to a contract extension.

AUGUST 9 Signed free agent goaltender Tyler Moss.

2001

MARCH 1 Acquired forward Scott Pellerin from the Minnesota Wild for a third-round draft pick in the 2001 Entry Draft (later traded to NY Rangers – Garth Murray), the rights to forward Ashkat Rakhmatullin and future considerations.

JUNE 1 Signed forward Brett Lysak to a multi-year contract.

TRADES AND ACQUISITIONS

JUNE 24 Acquired forward Chris Dingman from the Colorado Avalanche in exchange for a 2001 fifth-round draft pick (Mikko Vitanen).
 JUNE 24 Acquired a 2001 fourth-round draft pick (Rob Zepp) from the Philadelphia Flyers in exchange for a 2002 third-round pick (later re-acquired by Carolina – Jesse Lane).
 JULY 9 Acquired defenseman Aaron Ward from the Detroit Red Wings in exchange for a future second-round draft pick, which Detroit used in 2002 (Jiri Hudler).
 JULY 11 Agreed to terms with forward Chris Dingman on a one-year contract.
 JULY 15 Signed defenseman Igor Knyazev to a three-year contract.
 JULY 17 Signed goaltender Tom Barrasso to a one-year contract.
 SEPTEMBER 28 Claimed forward Josh Holden from the Vancouver Canucks in the NHL Waiver Draft.
 OCTOBER 5 Signed forward Michael Zigomanis, goaltender Rob Zepp and forward Ryan Murphy to multi-year contracts.
 OCTOBER 25 Forward Josh Holden claimed off waivers by the Vancouver Canucks.
 DECEMBER 5 Acquired defenseman Sean Hill from the St. Louis Blues in exchange for defenseman Steve Halko and a 2002 fourth-round pick (Lane Manson).
 DECEMBER 27 Acquired defenseman Kaspars Astashenko from the Tampa Bay Lightning in exchange for defenseman Harlan Pratt.

2002

JANUARY 16 Acquired defenseman Bret Hedican, forward Kevyn Adams and defenseman Tomas Malec from the Florida Panthers in exchange for defenseman Sandis Ozolinsh and forward Byron Ritchie.
 MARCH 5 Acquired goaltender Kevin Weekes from the Tampa Bay Lightning in exchange for forwards Chris Dingman and Shane Willis.
 MARCH 20 Signed forward Ryan Bayda to a three-year contract.
 APRIL 10 Signed defenseman Tomas Malec to a three-year contract.
 JUNE 16 Signed General Manager Jim Rutherford to a multi-year contract.
 JUNE 18 Signed Head Coach Paul Maurice and Assistant Coaches Randy Ladouceur and Kevin McCarthy to multi-year contracts.
 JULY 9 Signed goaltender Daniel Boisclair to a three-year contract.
 JULY 16 Signed defenseman Ed Hill to a three-year contract and defenseman Ryan Bast to a one-year contract.
 JULY 24 Signed forward Brad Defauw to a two-year contract.
 AUGUST 5 Signed defenseman Steve Halko to a one-year contract.
 AUGUST 9 Signed forward Mike Watt to a one-year contract.
 NOVEMBER 1 Acquired forward Jan. Hlavac and forward Harold Druken from the Vancouver Canucks in exchange for defenseman Marek Malik and forward Darren Langdon.
 DECEMBER 11 Forward Harold Druken claimed off of waivers by the Toronto Maple Leafs.
 DECEMBER 30 Goaltender Patrick Desrochers acquired from the Phoenix Coyotes in exchange for goaltender Jean-Marc Pelletier.

2003

JANUARY 17 Claimed forward Harold Druken off of waivers from the Toronto Maple Leafs.
 FEBRUARY 7 Acquired forward Pavel Brendl and defenseman Bruno St. Jacques from Philadelphia in exchange for forward Sami Kapanen and defenseman Ryan Bast.
 MARCH 9 Acquired a second-round draft pick in 2004 (later traded to Columbus – Kyle Wharton) from Toronto in exchange for defenseman Glen Wesley.
 MARCH 11 Acquired forward Radim Vrbata from Colorado in exchange for forward Bates Battaglia.
 MARCH 24 Signed defenseman Brad Fast to a multi-year contract.
 MAY 29 Acquired defenseman Allan Rourke from Toronto in exchange for Harold Druken and Jeff Daw.
 JUNE 21 Acquired defenseman Danny Markov and a third-round pick in the 2005 NHL Entry Draft from Phoenix in exchange for David Tanabe and Igor Knyazevs.
 JUNE 22 Acquired forward Marty Murray from Philadelphia in exchange for a sixth-round pick in the 2004 NHL Entry Draft (Frederik Cabana).
 JULY 2 Signed free agent forward Joey Tetarenko to a one-year contract.
 JULY 8 Signed free agent defenseman Glen Wesley to a one-year contract.
 JULY 16 Acquired defenseman Bob Boughner from Calgary in exchange for a fourth-round pick in the 2004 NHL Entry Draft (Kristopher Hogg) and future considerations.
 AUGUST 6 Signed free agent forward Chad LaRose to a three-year contract.
 SEPTEMBER 30 Forward Jeff Heerema claimed off of waivers by the NY Rangers.
 OCTOBER 3 Signed goaltender Jamie Storr to a one-year contract. Selected goaltender Jani Hurme in the NHL Waiver Draft and traded him to Atlanta for a fourth-round pick in 2004 (Brett Carson).
 OCTOBER 6 Signed forward Eric Staal to a three-year contract.
 NOVEMBER 23 Forward Jeff Daniels retired as a player and joined the Hurricanes front office in a prospect and player development capacity.
 DECEMBER 15 Named Peter Laviolette head coach and Kevin McCarthy and Jeff Daniels assistant coaches. Relieved Paul Maurice, Randy Ladouceur and Don Edwards of their coaching duties.

2004

JANUARY 8 Randy Ladouceur joined the front office in a prospect and player development capacity.
 JANUARY 20 Acquired forward Justin Williams from Philadelphia in exchange for defenseman Danny Markov.
 FEBRUARY 20 Acquired defenseman Chris Behan and Washington's third-round pick in 2004 (Casey Borer) from Colorado in exchange for defenseman Bob Boughner.
 MARCH 9 Traded forward Ron Francis to Toronto in exchange for a fourth-round pick in 2005.
 MAY 6 Extended the team's affiliation agreement with Lowell (AHL) through the 2008-09 season; Lowell (AHL) coach Ron Smith announced retirement. Tom Rowe named head coach and general manager for Lowell.
 MAY 13 Agreed to terms with goaltender Cam Ward on a multi-year contract.
 MAY 21 Named Ron Smith a professional scout for the team.
 JUNE 16 Traded goaltender Arturs Irbe to Columbus for future considerations.
 JUNE 18 Acquired goaltender Martin Gerber from Anaheim in exchange for defenseman Tomas Malec and a third-round pick in the 2004 draft (Kyle Klubertanz).
 JUNE 26 Acquired the fourth overall pick in the first round of the 2004 Entry Draft (Andrew Ladd) from Columbus in exchange for the eighth overall pick in the first round (Alexandre Picard) and a second-round pick (Kyle Wharton).
 JUNE 29 Traded forward Jaroslav Svoboda to Dallas in exchange for a fourth-round pick in the 2005 Entry Draft.
 JULY 15 Signed free agent defenseman Frantisek Kaberle to a two-year contract.
 AUGUST 5 Signed free agent forward Matt Cullen to a one-year contract.
 AUGUST 6 Signed goaltender Craig Kowalski to a two-year contract.
 AUGUST 11 Signed free agent forwards Colin Forbes and Gordie Dwyer to one-year contracts.
 SEPTEMBER 15 Signed defenseman Danny Richmond to a three-year contract.

2005

JULY 28 Signed goaltender Kevin Nastiuk to a multi-year contract.
 JULY 29 Acquired defenseman Mike Commodore from Calgary in exchange for a third-round pick in the 2005 Entry Draft.
 JULY 29 Acquired defenseman Andrew Hutchinson from Nashville in exchange for a third-round pick in the 2005 Entry Draft.
 JULY 30 Traded forward Jeff O'Neill to the Toronto Maple Leafs in exchange for a conditional pick in the 2006 Entry Draft.
 AUGUST 2 Signed forward Cory Stillman to a three-year contract.
 AUGUST 4 Signed defenseman Oleg Tverdovsky to a three-year contract.
 AUGUST 4 Signed forwards Keith Aucoin and David Gove to one-year contracts.
 AUGUST 6 Signed forward Ray Whitney to a two-year contract.
 AUGUST 16 Signed defenseman Glen Wesley to a one-year contract.
 AUGUST 16 Signed defenseman Chris Hajt to a one-year contract.
 AUGUST 24 Signed forward Niklas Nordgren to a one-year contract.
 SEPTEMBER 15 Signed forward Vince Bellissimo to a two-year contract.
 SEPTEMBER 27 Signed forward Andrew Ladd to a three-year contract.
 OCTOBER 3 Acquired forward Craig Adams from the Mighty Ducks of Anaheim in exchange for defenseman Bruno St. Jacques.
 OCTOBER 4 Signed forward Kevin Estrada to a two-year contract.
 DECEMBER 28 Acquired forward Stephen Peat from Washington in exchange for forward Colin Forbes; Assigned Peat to Lowell (AHL).
 DECEMBER 28 Acquired forward Krystofer Kolanos from the Phoenix Coyotes in exchange for forward Pavel Brendl.
 DECEMBER 29 Traded forward Radim Vrbata to Chicago for future considerations.

2006

JANUARY 20 Acquired defenseman Anton Babchuk and Chicago's fourth-round pick in 2007 from Chicago in exchange for defenseman Danny Richmond and Columbus' fourth-round pick in 2006.
 JANUARY 30 Acquired forward Doug Weight and forward Erkki Rajamaki from the St. Louis Blues in exchange for forwards Jesse Boulerice, Mike Zigomanis and Magnus Kahnberg, Carolina's first-round pick in the 2006 Entry Draft, Toronto's fourth-round pick in the 2006 Entry Draft and Chicago's fourth-round pick in 2007.
 MARCH 9 Acquired forward Mark Recchi from Pittsburgh in exchange for forward Niklas Nordgren, forward Krystofer Kolanos and a second-round pick in the 2007 NHL Entry Draft.
 JULY 1 Signed goaltender John Grahame to a two-year contract.
 JULY 6 Signed forward Trevor Letowski to a two-year contract.
 JULY 7 Signed forward Patrick Dwyer to a two-year contract.
 JULY 11 Signed forward Mike Angelidis to a three-year contract.
 JULY 14 Signed defenseman Derrick Walser to a one-year contract.
 JULY 18 Acquired forward Scott Walker from the Nashville Predators in exchange for forward Josef Vasicek. Signed forward Shane Willis to a one-year contract.
 JULY 20 Signed defenseman J.D. Forrest to a one-year contract.
 AUGUST 2 Signed forward Jesse Boulerice to a one-year contract.
 AUGUST 4 Signed forward Ryan Bayda to a one-year contract.
 AUGUST 4 Signed forward Joe Barnes to a three-year contract.
 AUGUST 29 Signed defenseman David Tanabe to a one-year contract.
 AUGUST 30 Signed forward Brad Isbister to a one-year contract.
 AUGUST 31 Signed forward Stephen Peat to a one-year contract.

TRADES AND ACQUISITIONS

- SEPTEMBER 29 Acquired forward Eric Belanger and defenseman Tim Gleason from the Los Angeles Kings in exchange for defenseman Oleg Tverdovsky and the rights to defenseman Jack Johnson.
- NOVEMBER 21 Acquired forward Jakub Petruzalek and a conditional draft pick in 2008 from the New York Rangers in exchange for forward Brad Isbister.
- NOVEMBER 29 Acquired defenseman Mark Flood from the Columbus Blue Jackets in exchange for defenseman Derrick Walser.

2007

- JANUARY 8 Acquired defenseman Dennis Seidenberg from the Phoenix Coyotes in exchange for forward Kevyn Adams.
- FEBRUARY 23 Acquired forward Anson Carter from the Columbus Blue Jackets in exchange for a fifth-round pick in 2008.
- MARCH 26 Signed defenseman Noah Babin to a two-year contract.
- APRIL 3 Signed forward Nicolas Blanchard to a three-year contract.
- APRIL 10 Signed forward Bobby Hughes to a three-year contract.
- APRIL 13 Signed forward Ray Whitney to a three-year contract.
- MAY 17 Signed defenseman Casey Borer to a two-year contract.
- MAY 18 Signed forward Jakub Petruzalek to a one-year contract.
- MAY 31 Signed goaltender Cam Ward to a three-year contract.
- JUNE 1 Signed defenseman Glen Wesley to a one-year contract.
- JUNE 20 Signed forward Scott Walker to a three-year contract.
- JUNE 23 Acquired goaltender Michael Leighton from the Montreal Canadiens in exchange for a seventh-round pick in 2007.
- JULY 1 Signed forward Jeff Hamilton to a two-year contract.
- JULY 2 Signed forward Jerome Samson to a three-year contract. Signed defenseman Joey Mormina, forward Trevor Gillies and forward Brandon Nolan to one-year contracts.
- JULY 3 Signed forward Ryan Bayda, forward/defenseman Wade Brookbank, defenseman Tim Conboy J.D. Forrest to one-year contracts.
- JULY 17 Acquired forward Matt Cullen from the New York Rangers in exchange for defenseman Andrew Hutchinson, forward Joe Barnes and a third-round pick in 2008.
- JULY 27 Signed goaltender Michael Leighton to a one-year contract.

2008

- JANUARY 8 Claimed forward Sergei Samsonov on re-entry waivers from Chicago.
- JANUARY 17 Traded forward Craig Adams to the Chicago Blackhawks in exchange for future considerations.
- JANUARY 31 Acquired forward Joe Jensen from Pittsburgh in exchange for forward David Gove.
- FEBRUARY 7 Traded defenseman J.D. Forrest to San Jose in exchange for future considerations.
- FEBRUARY 11 Acquired defenseman Joe Corvo and forward Patrick Eaves from Ottawa in exchange for defenseman Mike Commodore and forward Cory Stillman.
- FEBRUARY 26 Acquired forward Tuomo Ruutu from Chicago in exchange for forward Andrew Ladd.
- MARCH 26 Signed forward Brandon Sutter to a three-year contract.
- APRIL 16 Signed forward Sergei Samsonov to a three-year contract; Signed forward Stefan Chaput to a three-year, entry-level contract; Signed forward Nick Dodge to a two-year, entry-level contract.
- MAY 12 Signed defenseman Bryan Rodney to a one-year contract.
- MAY 15 Signed defenseman Brett Bellemore to a three-year, entry-level contract.
- MAY 19 Signed forward Harrison Reed to a three-year, entry-level contract.
- JUNE 4 Signed forward Patrick Eaves to a three-year contract.
- JUNE 5 Defenseman Glen Wesley announced his retirement as a player and became Hurricanes' director of defencemen development.
- JUNE 6 Signed goaltender Daniel Manzato to a one-year contract.
- JUNE 9 Named Jeff Daniels head coach/general manager of the Albany River Rats (AHL); Named Tom Rowe assistant coach of the Carolina Hurricanes.
- JUNE 11 Signed goaltender Michael Leighton to a two-year contract.
- JUNE 13 Signed forward Trevor Gillies to a one-year contract.
- JUNE 19 Signed defenseman Tim Gleason to a three-year contract; Acquired the rights to forward Darcy Hordichuk from Nashville in exchange for a fifth-round draft pick in 2010.
- JUNE 24 Signed forward Tuomo Ruutu to a one-year contract.
- JULY 1 Acquired defenseman Joni Pitkanen from Edmonton in exchange for forward Erik Cole; Signed defenseman Anton Babchuk to a one-year contract; Signed forward Ryan Bayda and forward/defenseman Wade Brookbank to one-year contracts; Signed defenseman Tim Conboy to a two-year contract.
- JULY 2 Signed defenseman Joni Pitkanen to a three-year contract; Signed defenseman Josef Melichar to a one-year contract.
- JULY 3 Signed forward Dwight Helminen to a one-year contract.
- JULY 9 Signed forward Chad LaRose to a one-year contract.
- JULY 12 Carolina Hurricanes and the Centennial Authority announced a five-year extension of the team's lease of the RBC Center, making the final year of the lease 2024.
- JULY 14 Signed defenseman Mark Flood and forwards Patrick Dwyer and Joe Jensen to one-year contracts.
- JULY 30 Signed forward Drayson Bowman to a three-year, entry-level contract.
- SEPTEMBER 11 Signed forward Eric Staal to a seven-year contract extension.
- SEPTEMBER 15 Signed forward Matt Murley to a one-year contract.

- OCTOBER 4 Signed forward Zach Boychuk to a three-year, entry-level contract.
- OCTOBER 6 Signed free-agent forward Dan LaCouture to a one-year contract.
- OCTOBER 31 Signed free-agent forward Michael Ryan to a one-year contract.
- DECEMBER 3 Relieved Peter Laviolette of his head coaching duties; Named Paul Maurice head coach and Ron Francis associate head coach; Named Jason Karmanos vice president and assistant general manager.
- DECEMBER 29 Suspended forward Dan LaCouture.

2009

- FEBRUARY 7 Acquired forward Jussi Jokinen from Tampa Bay in exchange for forward/defenseman Wade Brookbank, defenseman Josef Melichar and a fourth-round pick in 2009.
- MARCH 4 Acquired forward Patrick O'Sullivan and Calgary's second-round pick in 2009 from Los Angeles in exchange for Justin Williams; traded O'Sullivan and Carolina's second-round pick in 2009 to Edmonton for Erik Cole and Edmonton's fifth-round pick in 2009.
- MARCH 18 Signed goaltender Mike Murphy to a three-year, entry-level contract.
- MARCH 29 Signed defenseman Jamie McBain to a three-year, entry-level contract.
- MAY 20 Signed free-agent forward Matthew Pistilli to a three-year, entry-level contract.
- MAY 29 Signed forward Chris Terry to a three-year, entry-level contract.
- JUNE 15 Signed head coach Paul Maurice to a multi-year contract; Announced that Ron Francis will return to the bench with the title associate head coach/director of player personnel; Announced that Tom Barrasso will have the title of assistant coach and that assistant coaches Kevin McCarthy and Tom Rowe will remain in their roles.
- JUNE 29 Signed forward Jussi Jokinen to a two-year contract.
- JULY 1 Signed forward Erik Cole to a two-year contract.
- JULY 2 Signed forward Chad LaRose to a two-year contract.
- JULY 8 Signed free-agent forward Steve Goertzen, defenseman Casey Borer and goaltender Justin Peters to one-year contracts.
- JULY 9 Signed free-agent defenseman Jay Harrison to a one-year contract.
- JULY 15 Signed free-agent forward Tom Kostopoulos to a three-year contract; Signed free-agent defenseman Andrew Alberts to a two-year contract; Signed free-agent defenseman Zack Fitzgerald and forward Mike Angelidis to one-year contracts.
- JULY 20 Signed defensemen Brett Carson and Bryan Rodney to one-year contracts.
- JULY 23 Signed forward Tuomo Ruutu to a three-year contract.
- JULY 24 Acquired defenseman Aaron Ward from Boston in exchange for forward Patrick Eaves and a fourth-round pick in 2010.
- JULY 28 Bought out the remaining year of defenseman Frantisek Kaberle's contract.
- AUGUST 18 Signed free-agent forward Stephane Yelle to a one-year contract.
- AUGUST 31 Acquired forward Rob Hennigar from the New York Islanders in exchange for forward Bobby Hughes.
- DECEMBER 3 Acquired forward Jiri Tlustý from Toronto in exchange for the rights to forward Philippe Paradis.
- DECEMBER 4 Hurricanes assistant coach Kevin McCarthy named to the Philadelphia Flyers' coaching staff.

2010

- FEBRUARY 7 Traded defenseman Niclas Wallin and a 2010 fifth-round pick to San Jose for Buffalo's 2010 second-round pick.
- FEBRUARY 12 Traded forward Matt Cullen to Ottawa for defenseman Alexandre Picard and Ottawa's 2010 second-round pick.
- MARCH 3 Acquired goaltender Justin Pogge and Boston's fourth-round pick in 2010 or 2011 from Anaheim in exchange for defenseman Aaron Ward.
- MARCH 3 Traded forward Scott Walker to Washington for Washington's 2010 seventh-round pick.
- MARCH 3 Acquired defenseman Brian Pothier, forward Oskar Osala and Washington's 2011 second-round pick from the Capitals in exchange for defenseman Joe Corvo.
- MARCH 3 Acquired forward Cedric LaLonde-McNicoll and Colorado's 2010 sixth-round pick from Colorado in exchange for forwards Stephane Yelle and Harrison Reed.
- MARCH 3 Traded defenseman Andrew Alberts to Vancouver for Vancouver's 2010 third-round pick.
- MAY 13 Acquired forward Jared Staal from Phoenix in exchange for Nashville's 2010 fifth-round pick.
- JUNE 26 Acquired forward Jonathan Matsumoto from Philadelphia in exchange for Washington's 2010 seventh-round pick.
- JUNE 26 Acquired forward Riley Nash from Edmonton in exchange for Ottawa's 2010 second-round pick.
- JUNE 26 Acquired defenseman Bobby Sanguinetti from the NY Rangers in exchange for Carolina's 2010 sixth-round pick and Washington's 2011 second-round pick.
- SEPTEMBER 17 Signed forward Patrick O'Sullivan as a free agent.
- SEPTEMBER 21 Signed forward Jeff Skinner to a three-year, entry-level contract.
- NOVEMBER 16 Claimed forward Troy Bodie on waivers from Anaheim.
- NOVEMBER 17 Acquired defenseman Ian White and forward Brett Sutter from Calgary in exchange for defenseman Anton Babchuk and forward Tom Kostopoulos.

NOVEMBER 23 Forward Patrick O'Sullivan claimed on waivers by Minnesota; Acquired forward Ryan Carter from Anaheim in exchange for forwards Stefan Chaput and Matt Kennedy.

2011

FEBRUARY 18 Acquired defenseman Derek Joslin from San Jose in exchange for future considerations; Acquired San Jose's 2012 second-round draft pick in exchange for defenseman Ian White.

FEBRUARY 22 Acquired forward Cory Stillman from Florida in exchange for forward Ryan Carter and Carolina's 2011 fifth-round draft pick.

FEBRUARY 28 Defenseman Brett Carson claimed on waivers by Calgary; Acquired defenseman Bryan Allen from Florida in exchange for forward Sergei Samonov.

APRIL 4 Signed defenseman Rasmus Rissanen to a three-year, entry-level contract.

APRIL 12 Signed defenseman Justin Krueger to a one-year, entry-level contract.

APRIL 15 Signed defenseman Justin Faulk to a three-year, entry-level contract.

JUNE 4 Signed defenseman Tommi Kivisto and forward Mattias Lindstrom to three-year, entry-level contracts.

JUNE 7 Named Rod Brind'Amour and Dave Lewis assistant coaches; Named Ron Francis director of hockey operations; Named Tom Rowe pro scout.

JULY 1 Signed forward Tim Brent to a two-year contract.

JULY 1 Signed goaltender Brian Boucher to a two-year contract.

JULY 1 Signed forward Alexei Ponikarovsky to a one-year contract.

JULY 2 Signed forward Justin Soryal to a one-year, two-way contract.

JULY 2 Signed forward Anthony Stewart to a two-year contract.

JULY 5 Signed defenseman Tomas Kaberle to a three-year contract.

JULY 5 Acquired Boston's 2012 fourth-round pick in exchange for defenseman Joe Corvo.

JULY 15 Signed forward Chris Durno to a one-year, two-way contract.

SEPTEMBER 22 Signed President and General Manager Jim Rutherford to a four-year contract extension.

NOVEMBER 28 Relieved Paul Maurice of his head coaching duties; Named Kirk Muller head coach.

NOVEMBER 29 Claimed forward Andreas Nodl on waivers from Philadelphia.

DECEMBER 1 Named John MacLean assistant coach.

DECEMBER 9 Acquired defenseman Jaroslav Spacek from Montreal in exchange for defenseman Tomas Kaberle.

2012

JANUARY 18 Acquired forwards Evgenii Dadonov and A.J. Jenks from Florida in exchange for forwards Jon Matsumoto and Mattias Lindstrom.

JANUARY 20 Acquired defenseman Joe Sovo and a 2012 fourth-round draft pick from New Jersey in exchange for forward Alexei Ponikarovsky.

JANUARY 30 Signed defenseman Tim Gleason to a four-year contract extension.

FEBRUARY 22 Signed forward Tuomo Ruutu to a four-year contract extension.

MARCH 16 Signed defenseman Austin Levi to a three-year, entry-level contract.

APRIL 5 Signed forward Jeremy Welsh to a one-year, entry-level contract.

APRIL 10 Signed defenseman Brian Dumoulin to a three-year, entry-level contract.

APRIL 23 Signed defenseman Beau Schmitz to a three-year, entry-level contract.

APRIL 24 Signed forward Jiri Tlustý to a two-year contract.

MAY 21 Signed defenseman Jamie McBain to a two-year contract.

MAY 21 Signed defenseman Bobby Sanguinetti to a one-year, two-way contract.

MAY 21 Signed forward Nicolas Blanchard to a two-year, two-way contract.

JUNE 1 Signed forward Brody Sutter to a three-year, entry-level contract.

JUNE 1 Signed defenseman Justin Krueger to a one-year, two-way contract.

JUNE 7 Signed goaltender John Muse to a one-year, two-way contract.

JUNE 22 Acquired forward Jordan Staal from Pittsburgh in exchange for forward Brandon Sutter, defenseman Brian Dumoulin and Carolina's 2012 first-round (8th overall) draft pick.

JULY 1 Signed forward Jordan Staal to a 10-year contract extension. Signed defenseman Joe Corvo to a one-year contract. Signed goaltender Justin Peters to a two-year contract. Signed forward Brett Sutter to a one-year, two-way contract.

JULY 11 Signed defenseman Marc-Andre Gragnani to a one-year, two-way contract.

JULY 13 Signed forward Chris Terry to a two-year, two-way contract.

JULY 19 Signed forward Tim Wallace to a one-year, two-way contract.

JULY 20 Signed forward Jerome Samson to a one-year, two-way contract.

JULY 23 Signed forward Drayson Bowman to a two-year contract.

JULY 24 Signed defenseman Jay Harrison to a three-year contract extension. Signed forward Zach Boychuk to a one-year, two-way contract.

JULY 26 Signed forward Alexander Semin to a one-year contract.

AUGUST 8 Signed forward Jeff Skinner to a six-year contract extension.

SEPTEMBER 5 Signed forward Patrick Dwyer to a two-year contract extension.

SEPTEMBER 11 Signed forward Jeremy Welsh to a two-year contract.

2013

JANUARY 13 Signed goaltender Dan Ellis to a one-year contract. Acquired forward Kevin Westgarth from Los Angeles in exchange for forward Anthony Stewart, a 2013 fourth-round draft pick and a 2014 sixth-round draft pick in 2014. Acquired forward Luke Pither from Philadelphia in exchange for goaltender Brian Boucher and defenseman Mark Alt.

JANUARY 31 Forward Zach Boychuk claimed on waivers by Pittsburgh.

MARCH 13 Signed defenseman Danny Biega to a three-year, entry-level contract.

MARCH 14 Signed defenseman Keegan Lowe to a three-year, entry-level contract.

MARCH 16 Claimed forward Adam Hall on waivers from Tampa Bay.

MARCH 21 Claimed forward Zach Boychuk on waivers from Nashville.

MARCH 25 Signed forward Alexander Semin to a five-year contract extension.

APRIL 2 Acquired defenseman Marc-Andre Bergeron from Tampa Bay in exchange for forward Adam Hall and a 2013 seventh-round draft pick.

APRIL 3 Acquired a conditional 2013 sixth- or seventh-round draft pick from Pittsburgh in exchange for forward Jussi Jokinen. Signed forward Brock McGinn to a three-year, entry-level contract.

APRIL 10 Signed forward Brendan Woods to a three-year, entry-level contract.

JUNE 25 Signed forward Brett Sutter to a one-year, two-way contract.

JUNE 28 Signed defenseman Brett Bellemore to a one-year, two-way contract.

JUNE 30 Acquired defenseman Andrej Sekera from Buffalo in exchange for a 2013 second-round draft pick and defenseman Jamie McBain.

JULY 5 Signed goaltender Anton Khudobin and defenseman Mike Komisarek to one-year contracts.

JULY 9 Signed forward Riley Nash to a two-year, two-way contract.

JULY 10 Signed defensemen Matthew Corrente and Mark Flood, as well as forward Aaron Palushaj to one-year, two-way contracts.

JULY 11 Signed defenseman Michal Jordan to a one-year, two-way contract.

JULY 15 Signed forward Elias Lindholm to a three-year, entry-level contract.

JULY 16 Signed forward Jared Staal to a one-year, two-way contract.

JULY 19 Signed forward Zac Dalpe to a one-year, two-way contract.

JULY 25 Signed forward Nathan Gerbe to a one-year, two-way contract.

AUGUST 20 Signed forward Zach Boychuk to a one-year, two-way contract.

AUGUST 22 Signed forward Sergey Tolchinsky to a three-year, entry-level contract.

SEPTEMBER 12 Signed defenseman Ron Hainsey to a one-year contract.

SEPTEMBER 29 Acquired forward Kellan Tochkin and a 2014 fourth-round pick from Vancouver in exchange for forwards Zac Dalpe and Jeremy Welsh.

OCTOBER 2 Signed forward Radek Dvorak to a one-year contract.

OCTOBER 31 Signed forward Manny Malhotra to a one-year contract.

DECEMBER 6 Agreed to terms with forward Carter Sandlak on a three-year, entry-level contract.

DECEMBER 30 Acquired forward Greg Nemisz from Calgary in exchange for forward Kevin Westgarth.

2014

JANUARY 1 Acquired defensemen John-Michael Liles and Dennis Robertson from Toronto in exchange for defenseman Tim Gleason.

MARCH 5 Acquired forward Andrei Loktionov and a conditional draft pick from New Jersey in exchange for forward Tuomo Ruutu.

APRIL 12 Signed forward Patrick Brown to a two-year, entry-level contract.

APRIL 28 Named Ron Francis general manager, Brian Tatum assistant general manager and Mike Vellucci assistant general manager and director of hockey operations. Jim Rutherford to remain in role of team president.

MAY 5 Relieved Kirk Muller, Dave Lewis and John MacLean of their coaching duties. Greg Stefan reassigned to pro scouting staff.

JUNE 19 Named Bill Peters head coach.

JUNE 20 Named Ricky Olczyk assistant general manager.

JUNE 24 Named Steve Smith assistant coach.

JULY 1 Named Don Waddell team president.

JULY 1 Signed forward Brad Malone to a two-year contract.

JULY 1 Signed forward Jay McClement to a one-year contract.

JULY 1 Signed goaltender Drew MacIntyre to a one-year, two-way contract.

JULY 3 Signed defenseman Tim Gleason to a one-year contract.

JULY 4 Signed forward Ben Holmstrom to a one-year, two-way contract.

JULY 15 Named David Marcoux goaltending coach.

NOVEMBER 20 Claimed forward Andrej Nestrasil on waivers from Detroit.

DECEMBER 18 Traded defenseman Jay Harrison to Winnipeg in exchange for Ottawa's 2015 sixth-round pick.

2015

FEBRUARY 25 Acquired a third-round selection in the 2016 NHL Draft and either a fifth- or sixth-round pick in the 2015 NHL Draft from Winnipeg in exchange for forward Jiri Tlustý.

FEBRUARY 25 Acquired defenseman Roland McKeown and a first-round draft pick from Los Angeles in exchange for defenseman Andrej Sekera.

FEBRUARY 28 Acquired defenseman Jack Hillen and a fourth-round pick in the 2015 NHL Draft from Washington in exchange for defenseman Tim Gleason.

MARCH 22 Signed goaltender Rasmus Tirronen to a one-year, entry-level contract.

APRIL 30 Team announced it would not renew the contract of AHL coach Jeff Daniels.

JUNE 15 Signed forward Derek Ryan to a one-year, two-way contract.

JUNE 27 Acquired goaltender Eddie Lack from Vancouver in exchange for Carolina's third-round pick in 2015 and seventh-round pick in 2016.

JUNE 27 Acquired defenseman James Wisniewski from Anaheim in exchange for goaltender Anton Khudobin.

JULY 1 Bought out the remainder of forward Alexander Semin's contract.

JULY 1 Signed forward T.J. Hensick to a one-year, two-way contract.

JULY 3 Named Mark Morris as head coach of the Charlotte Checkers (AHL).

AUGUST 31 Named Mark Craig, Jeff Daniels and Ray Whitney to the pro scouting staff, and named Don Elland to the amateur scouting staff.

SEPTEMBER 11 Acquired forwards Kris Versteeg and Joakim Nordstrom and Chicago's third-round pick in 2017 from Chicago in exchange for defenseman Dennis Robertson and Jake Massie and Carolina's fifth-round pick in 2017.

TRADES AND ACQUISITIONS

2016

FEBRUARY 28	Acquired forward Aleksii Saarela and second-round picks in 2016 and 2016 NHL Drafts from the New York Rangers in exchange for forward Eric Staal.
FEBRUARY 28	Acquired forward Valentin Zykov and a conditional fifth-round pick in the 2016 NHL Draft from the Los Angeles Kings in exchange for forward Kris Versteeg.
FEBRUARY 29	Acquired defenseman Dennis Robertson from Chicago in exchange for goaltender Drew MacIntyre.
FEBRUARY 29	Acquired forward Anthony Camara, a third-round pick in the 2016 NHL Draft and a fifth-round pick in the 2017 NHL Draft from Boston in exchange for defenseman John-Michael Liles.
MARCH 7	Acquired forward Dane Fox from Vancouver in exchange for future considerations.
MARCH 8	Signed forward Andrew Poturalski to a two-year, entry-level contract.
APRIL 22	Signed defenseman Jake Chelios to a one-year, two-way contract.
MAY 2	Announced that Charlotte Checkers (AHL) Head Coach Mark Morris had accepted the head coach position at St. Lawrence University.
MAY 31	Named Ulf Samuelsson head coach of the Charlotte Checkers (AHL).
JUNE 15	Acquired forwards Bryan Bickell and Teuvo Teravainen from Chicago in exchange for the NY Rangers' 2016 second-round draft pick and Chicago's own 2017 third-round draft pick (previously acquired by Carolina)
JULY 1	Signed forward Lee Stempniak to a two-year contract.
JULY 1	Signed forward Viktor Stalberg to a two-year contract.
JULY 1	Signed forward Andrew Miller to a one-year, two-way contract.
JULY 3	Signed defenseman Matt Tennyson to a one-year, two-way contract.
SEPTEMBER 7	Signed goaltender Michael Leighton to a one-year, two-way contract.

NOVEMBER, 1971 — The World Hockey Association awards franchise to sports enthusiasts and businessmen Howard Baldwin, John Colburn, Godfrey Wood and William Barnes.

JANUARY, 1972 — Jack Kelley, a highly successful coach at Boston University, joins the New England WHA franchise as coach and general manager. Newly formed team is named "WHALERS" because it contains the letters of the new league and it carries with it a part of the New England heritage.

APRIL 19, 1972 — Larry Pleau becomes the first player to sign a Whalers contract. Later in the month, Brad Selwood, Rick Ley and Jim Dorey from the Toronto Maple Leafs and Tim Sheehy of Boston College/U.S. Olympic Team also join the club.

OCTOBER 12, 1972 — Whalers play their first WHA game. Rebounding from a 2-0 deficit, the Whalers defeat the visiting Philadelphia Blazers 4-3 before 14,442 spectators at the Boston Garden. Tommy Williams scores first Whalers goal and Larry Pleau collects first Whalers game-winning goal.

MAY 6, 1973 — Whalers defeat Winnipeg Jets 9-6 on national television (CBS) to gain World Trophy as the "Top Team" in the first season of the WHA. Jack Kelley is named later in month as the winner of the WHA's Coach-of-the-Year Trophy while forward Terry Caffery is named the WHA's Top Rookie.

APRIL 6, 1974 — Whalers play their first game in Springfield, Mass. by coming back from a two-goal deficit to defeat the Chicago Cougars in the first game of the 1974 playoffs 6-4.

JANUARY 11, 1975 — Whalers play first hockey game at new Hartford Civic Center before a sellout crowd of 10,507. After falling behind, they battle back to defeat the San Diego Mariners 4-3 in overtime, with Garry Swain scoring at 5:45.

JANUARY 18, 1977 — Hartford plays host to the 1977 WHA All-Star Game. The East Division defeats the West Division 4-2 as future Whalers goaltender Louis Lefebvre is selected Most Valuable Player for the East.

MAY 23, 1977 — Whalers outduel the NHL to sign the entire Howe family (Gordie, Mark and Marty) to long-term contracts.

JANUARY 18, 1978 — At 4:30 a.m., under the weight of snow and ice, the Hartford Civic Center Coliseum roof collapses. Springfield, Mass., welcomes the Whalers back and the "91 Club" is born. Over the next two years, the Whalers ask their fans to remain loyal while the Hartford roof is repaired and the building enlarged. Fewer than 300 people cancel their season tickets. When the building reopens, the "91 Club" has 4,200 members.

JUNE 22, 1979 — Whalers join the National Hockey League with three other WHA clubs — Edmonton, Quebec and Winnipeg — as the NHL expands to 21 teams for the 1979-80 season. The World Hockey Association officially ceases operation.

OCTOBER 11, 1979 — Whalers play their first NHL regular-season game at Minnesota. The North Stars win 4-1 with Gordie Roberts scoring the first Whalers NHL goal at 14:15 of the third period.

FEBRUARY 6, 1980 — After an absence of two years and 19 days, the Whalers are "Home At Last." The Whalers come back from a two-goal deficit to defeat the Los Angeles Kings 7-3 before a capacity crowd of more than 14,000 at the Hartford Civic Center.

APRIL 6, 1980 — The Whalers defeat the Detroit Red Wings 5-3 to finish their first NHL season and qualify for postseason play for the eighth straight year of their eight-year existence. The Whalers set six expansion team records.

JUNE 6, 1980 — Gordie Howe announces his retirement as a player, ending a 32-year career. He joins the Whalers front office.

FEBRUARY 18, 1981 — Gordie Howe's number 9 is officially retired.

MAY 2, 1983 — Emile Francis, after building winning teams in New York and St. Louis, joins the Whalers as president and general manager.

MARCH 24-APRIL 1, 1984 — Whalers collect seven points in their last six games and finish the season as the most improved team in the NHL. They total 66 points, 21 more than the previous season, and tie or break 57 club records.

FEBRUARY, 1985 — Ron Francis becomes first Whaler to play in two NHL All-Star Games. He also is named team captain on February 22 when the Whalers acquire Mike Liut and future considerations (Jorgen Pettersson) from St. Louis for veterans Greg Millen and former team captain Mark Johnson.

MARCH 10-29, 1985 — Whalers go on a nine-game unbeaten streak, including a club-record seven straight wins.

FEBRUARY 4, 1986 — The Whalers host the 38th NHL All-Star Game before a sellout crowd of 15,126. Bryan Trottier nets the game-winner in overtime to give the Wales Conference a thrilling 4-3 victory over the Campbell Conference All-Stars. Sylvain Turgeon records an assist in the game.

APRIL 12, 1986 — The Whalers complete a three-game playoff sweep of regular-season Adams Division champ Quebec with a 9-4 victory at the Civic Center. John Anderson leads the Whalers attack with six points.

APRIL 29, 1986 — Montreal's Claude Lemieux scores at 5:55 of overtime to give the Canadiens a 2-1 victory over the Whalers in the seventh game of the Adams Division Championship series.

JUNE, 1986 — Emile Francis is named NHL Executive of the Year by both The Sporting News and The Hockey News.

DECEMBER 26, 1986 — Doug Jarvis supplants Garry Unger as the NHL's Ironman by participating in his 915th consecutive NHL game. In a close-checking "Jarvis-style" contest, the Whalers skate to a 1-1 tie with Montreal.

APRIL 4, 1987 — The Whalers score three goals in less than four minutes during the third period, overcoming a 3-2 deficit to beat the Rangers 5-3 and clinch first place in the Adams Division.

FEBRUARY 7, 1988 — Larry Pleau is named head coach of the Hartford Whalers. Pleau, 40, replaces Jack Evans, who served as the Whalers coach since the 1983-84 season.

FEBRUARY 9, 1988 — Kevin Dineen becomes the first Whaler to start in an NHL All-Star Game, helping lead the Wales Conference over the Campbell Conference 6-5 with two assists, including the game-winner to Mario Lemieux in overtime.

MARCH 29, 1988 — The Buffalo Sabres defeat the Quebec Nordiques 3-1, thus eliminating the Nordiques from the playoff race and clinching a playoff spot for the Whalers for the third straight year. The Whalers trailed the Nordiques by three points on March 19, but made up 10 points in as many days to push Quebec out of the playoffs.

SEPTEMBER 7, 1988 — The sale of the Hartford Whalers by the team's 16 partners to Donald Conrad and Richard Gordon is approved by the NHL Board of Governors.

JANUARY 20, 1989 — Gordie Howe, Rick Ley, Jack Kelley, Bob Schmeitz, Frank Keyes and Ella Grasso are honored as charter inductees of the Hartford Whalers Hall of Fame.

MAY 11, 1989 — Ed Johnston is named vice president and general manager of the Whalers. Emile Francis retains position as team president (formally announced on June 6).

JUNE 7, 1989 — Former Whalers captain Rick Ley is named head coach of the Whalers, replacing Larry Pleau.

JUNE 18, 1989 — The NHL formally approves Richard Gordon and Colonial Realty as Whalers owners.

SEPTEMBER 6, 1989 — Whalers officially open their new training and practice facility at Avon Old Farms School.

MARCH 21, 1990 — Dave Keon and Howard Baldwin are inducted into the Whalers Hall of Fame at second annual induction ceremonies.

FEBRUARY 23, 1991 — Whalers clinch playoff spot for sixth straight season.

APRIL 1, 1991 — Pat Verbeek is only NHL player to lead team in goals scored and penalty minutes for second straight year.

JUNE 7, 1991 — Jim Roberts is named head coach of the Whalers, replacing Rick Ley.

NOVEMBER 26, 1991 — Defenseman Randy Ladouceur named the Whalers' 10th team captain in their 20-year history.

APRIL 1, 1992 — NHL players stage a strike, suspending the season for 10 days.

MAY 2, 1992 — Whalers extend the Montreal Canadiens to the second overtime in Game 7 of the Adams Division Semifinals. Russ Courtnall's goal at 12:02 a.m. (25:26 of OT) ends the Whalers' first NHL season to extend into May.

YEAR BY YEAR

MAY 26, 1992 — Whalers name Brian Burke general manager, replacing Ed Johnston, who had been relieved of his duties on May 12.

JUNE 2, 1992 — Whalers introduce new uniforms. The club changes to a predominant navy blue color scheme after 20 seasons in green.

JUNE 15, 1992 — Whalers hire Paul Holmgren to replace Jim Roberts as head coach.

APRIL 16, 1993 — Whalers finish the season with a 26-52-6 record and miss the playoffs for the first time since 1985.

JUNE 26, 1993 — Whalers flip first round draft picks with San Jose and select Chris Pronger second overall in the 1993 NHL Entry Draft.

JUNE 30, 1993 — Emile Francis announces his retirement, ending a 47-year hockey career.

SEPTEMBER 1, 1993 — Brian Burke resigns as club president and general manager to join the NHL front office as executive vice president and director of hockey operations.

SEPTEMBER 8, 1993 — Paul Holmgren is named acting general manager. He remains as head coach. Assistant coach Pierre McGuire elevated to assistant general manager. Kevin Maxwell named director of player personnel. Paul Gillis moved from an assistant coach in Springfield to an assistant coach of Hartford.

NOVEMBER 17, 1993 — Paul Holmgren steps aside as head coach to concentrate on general manager duties. Pierre McGuire named head coach.

JUNE 28, 1994 — Whalers purchased by Peter Karmanos Jr., Thomas Thewes and Jim Rutherford (KTR) for \$47.5 million. Jim Rutherford named president and general manager. Paul Holmgren named head coach. Whalers draft Jeff O'Neill fifth overall as they host the 1994 NHL Entry Draft in the Civic Center.

MAY 3, 1995 — Whalers complete the abbreviated 1994-95 season with an increase in average attendance for the first time since 1987-88 (12.8%). Though they miss the playoffs for the third straight year, the Whalers have the NHL's best overtime record (4-0-5) for the second straight season.

JULY 27, 1995 — Whalers acquire Brendan Shanahan from St. Louis for Chris Pronger.

NOVEMBER 6, 1995 — Whalers replace head coach Paul Holmgren with Paul Maurice.

DECEMBER 28, 1995 — Whalers re-acquire Kevin Dineen from the Philadelphia Flyers for future considerations.

JANUARY 31-FEBRUARY 11, 1996 — The Whalers win the last five games of a six-game road trip, the best road trip in club history (5-1-0).

APRIL 14, 1996 — Whalers complete the season with their best record (34-39-9) since the 1989-90 season (38-33-9). The team's home record is 22-15-4, which is the Whalers' best home-ice record since 1986-87.

OCTOBER 9, 1996 — Whalers acquire Keith Primeau, Paul Coffey and a 1997 first-round draft pick from Detroit in exchange for Brendan Shanahan and Brian Glynn.

DECEMBER 15, 1996 — Whalers acquire Kevin Haller, a first-round and a seventh-round draft pick in 1997 from Philadelphia in exchange for Paul Coffey and a third-round draft pick in 1997.

JANUARY 18, 1997 — Whaler's head coach Paul Maurice serves as an assistant coach at the 47th All-Star Game. Geoff Sanderson represents the Whalers, scoring a goal.

MARCH 18, 1997 — Whalers complete four deals at the trading deadline. Acquired Derek King, Chris Murray, Bates Battaglia, a fourth-round draft pick in 1998 and an eighth-round draft pick in 1998 by the end of the day.

MARCH 26, 1997 — Whalers announce at a press conference that the team has signed an exit agreement with the Connecticut Development Authority to leave Hartford at the end of the season.

APRIL 13, 1997 — Kevin Dineen scores the game winner as Hartford scores a 2-1 win over the Tampa Bay Lightning in the franchise's final game in Hartford.

MAY 6, 1997 — Peter Karmanos announces that the team will relocate to Raleigh, N.C. The team will play in Greensboro, NC, for the first two seasons while a new arena is being built.

JUNE 2, 1997 — Hurricanes open office in Morrisville, NC, to prepare for first season in North Carolina.

JUNE 16, 1997 — Peter Karmanos and Jim Rutherford unveil logo.

AUGUST 25, 1997 — Carolina acquires Trevor Kidd and Gary Roberts from Calgary for Andrew Cassels and Jean-Sebastien Giguere.

SEPTEMBER 13, 1997 — Carolina plays its first preseason game against the New York Islanders at the Greensboro Coliseum.

OCTOBER 1, 1997 — Carolina opens the franchise's 19th NHL season and first as the Carolina Hurricanes at Tampa Bay with a 4-2 loss. Kevin Dineen scores the first goal for the Hurricanes.

OCTOBER 10, 1997 — Carolina registers its first win with a 2-1 victory over the New Jersey Devils. Steve Leach scores the game-winner.

JANUARY 3, 1998 — Carolina acquires Martin Gelas and Kirk McLean from Vancouver for Sean Burke, Geoff Sanderson and Enrico Ciccone.

FEBRUARY 7, 1998 — The NHL shuts down for three weeks as NHL players compete at the Winter Olympics in Nagano, Japan. Carolina's Sami Kapanen plays for Team Finland, winning a Bronze Medal, and Keith Primeau completes the Olympic Tournament tied for third in scoring for Team Canada.

FEBRUARY 18, 1998 — Carolina tenders offer sheet to Sergei Fedorov. NHL disputes offer sheet, so it goes to an arbitrator, John Sands, who rules the offer sheet to be valid on Feb. 26, 1998. Detroit matches offer sheet shortly after ruling that same day.

MARCH 9, 1998 — Trevor Kidd named NHL Player of the Week after posting a 3-0-0 record with a .968 save percentage and a 1.00 GAA.

MARCH 24, 1998 — Peter Karmanos receives Lester Patrick Award, which is presented annually to those individuals who have performed "outstanding service to hockey in the United States."

MARCH 30, 1998 — Keith Primeau named NHL Player of the Week after totaling eight points (4g, 4a) and a (+7) in a 3-1-0 week.

APRIL 14, 1998 — Carolina eliminated from playoffs during the final week of the season for the fourth year in a row.

JULY 13, 1998 — Hurricanes sign franchise all-time leading scorer Ron Francis to a free agent contract.

OCTOBER 28, 1998 — Carolina shuts out the Chicago Blackhawks 2-0 to take over the Southeast Division lead. The Hurricanes never relinquish the lead, remaining in first place for 173 consecutive days.

NOVEMBER 2, 1998 — Goaltender Arturs Irbe named NHL Player of the Week (October 26-November 1) and NHL Player of the Month for October.

DECEMBER 29, 1998 — Hurricanes acquire future Hall of Fame defenseman Paul Coffey from the Chicago Blackhawks in exchange for Nelson Emerson.

JANUARY 24, 1999 — Arturs Irbe and Keith Primeau become the first Carolina Hurricanes to play in the NHL All-Star Game. It marks the first time since Kevin Dineen and Ulf Samuelsson participated in Rendez-Vous '87 that the organization has been represented by two players during all-star play.

FEBRUARY 9, 1999 — Ron Francis tallies a season-high five points (2g, 3a) in his 1,300th game as the Carolina Hurricanes defeat the Toronto Maple Leafs 6-5 in the team's last visit to Maple Leaf Gardens.

FEBRUARY 18, 1999 — Paul Coffey plays in his 1,300th game, joining Ron Francis as the only teammates in league history to accomplish the feat in the same season.

FEBRUARY 21, 1999 — Ray Sheppard becomes only player in NHL history to score 20 goals in a single season for six different clubs by tallying two goals in Carolina's 4-1 victory over the New York Islanders.

APRIL 9, 1999 — Carolina Hurricanes clinch the Southeast Division, marking the team's first division title since 1987.

APRIL 24, 1999 — Ray Sheppard scores at 17:05 of overtime as the Carolina Hurricanes defeat the Boston Bruins 3-2, their first playoff win since April 29, 1992.

MAY 2, 1999 — The Boston Bruins shut out the Hurricanes 2-0 to win the best-of-7 Eastern Conference Quarterfinals 4-2.

MAY 3, 1999 — Hurricanes defenseman Steve Chiasson dies in a one-car accident.

JUNE 10, 1999 — Hurricanes agree to a three-year affiliation with the Cincinnati Cyclones of the International Hockey League (IHL).

OCTOBER 29, 1999 — Carolina Hurricanes host the New Jersey Devils in their home opener at the new Raleigh Entertainment & Sports Arena.

NOVEMBER 5, 1999 — Captain Ron Francis becomes the sixth player in NHL history to reach 1,500 points.

NOVEMBER 7, 1999 — Carolina defeats the Washington Capitals 3-2 to earn its first win at the Entertainment & Sports Arena.

DECEMBER 23, 1999 — Paul Coffey becomes the first defenseman in league history to total 1,500 points. Along with Ron Francis, Coffey becomes part of the first pair of teammates to reach the milestone during the same season.

JANUARY 23, 2000 — Hurricanes acquire forward Rod Brind'Amour, goaltender Jean-Marc Pelletier and a second-round pick in 2000 entry draft in exchange for Keith Primeau and a fifth-round draft pick in 2000.

FEBRUARY 5, 2000 — Competing in his first All-Star weekend, Sami Kapanen wins the fastest skater event during the Fed Ex/NHL Superskills contest with a time of 13.649 seconds.

APRIL 3, 2000 — Arturs Irbe named NHL Player of the Week for week ending April 2 by posting 3-1-0 record with a 1.75 goals against average, a .933 save percentage, and one shutout.

APRIL 8, 2000 — Head coach Paul Maurice becomes the franchise's all-time winningest coach with a 4-3 victory over the Atlanta Thrashers. The win surpassed Jack Evans total of 163.

JUNE 24, 2000 — Hurricanes acquire defenseman Sandis Ozolinsh and a second-round draft pick (Tomas Kurka) in 2000 from Colorado in exchange for Nolan Pratt, a first-round draft pick (Vaclav Nedorost) and two second-round picks (Jared Aulin, Argis Saviels) in 2000.

DECEMBER 18, 2000 — Hurricanes agree to a multi-year affiliation with the Lowell Lock Monsters of the American Hockey League (AHL).

FEBRUARY 4, 2001 — Defenseman Sandis Ozolinsh becomes the first Carolina Hurricane to start in an NHL All-Star Game.

MARCH 14, 2001 — Ron Francis earns an assist against Atlanta to become to first player to total 1,000 points with the franchise.

APRIL 4, 2001 — Jeff O'Neill becomes the first franchise player to score 40 goals in a season since Brendan Shanahan in 1995-96.

APRIL 6, 2001 — The Hurricanes defeat Atlanta 3-2 in Raleigh to clinch their second trip to the playoffs in three years.

JANUARY 2, 2002 — Ron Francis, playing in his 1,000th career game with the franchise, beats Byron Dafoe of the Boston Bruins for his 500th career NHL goal.

JANUARY 16, 2002 — Carolina acquires defenseman Bret Hedican, forward Kevyn Adams and defenseman Tomas Malec from Florida in exchange for defenseman Sandis Ozolinsh and forward Byron Ritchie.

JANUARY 26, 2002 — Ron Francis assists on Jeff O'Neill's goal at Philadelphia to pass Ray Bourque for second on the NHL's all-time assist list.

MARCH 5, 2002 — The Hurricanes acquire goaltender Kevin Weekes from Tampa Bay in exchange for forwards Shane Willis and Chris Dingman.

APRIL 3, 2002 — The Hurricanes set a new single-season attendance record, breaking the franchise mark set in 1987-88. In all, 635,868 fans attend games during the 2001-02 regular season.

APRIL 10, 2002 — The Hurricanes defeat the Tampa Bay Lightning 4-2 at the Entertainment & Sports Arena to clinch their second Southeast Division title in four years.

APRIL 27, 2002 — Kevin Weekes shuts out New Jersey 1-0 in Game 6 of the Eastern Conference Quarterfinals at the Continental Airlines Arena as Carolina clinches the franchise's first playoff series win since 1986 and first best-of-7 series win.

MAY 13, 2002 — Carolina breaks or ties 18 franchise records in its 8-2 Game 6 victory over the Montreal Canadiens at the Molson Centre to clinch the Eastern Conference Semifinals 4-2. The victory marks the first time the franchise defeats Montreal in a postseason series.

MAY 28, 2002 — Martin Gelinas scores at 8:05 of overtime to give the Hurricanes a 2-1 victory against Toronto in Game 6 of the Eastern Conference Finals at Air Canada Centre. With the win, Carolina clinches the first Conference championship in franchise history and earns its first trip to the Stanley Cup Finals.

JUNE 8-9, 2002 — The Hurricanes host Game 3 of the Stanley Cup Finals against Detroit, marking the first Stanley Cup finals game at the Entertainment & Sports Arena. The game goes into triple-overtime before the Red Wings' Igor Larionov scores at the 54:47 mark of overtime.

JUNE 20, 2002 — Ron Francis wins the Lady Byng Trophy and the King Clancy Trophy at the 2002 NHL Awards in Toronto.

SEPTEMBER 19, 2002 — A 20-year agreement with RBC Centura is announced to rename the Entertainment & Sports Arena as the RBC Center.

JANUARY 18, 2003 — Ron Francis plays in his 1,616th career NHL game, a 5-2 loss at New Jersey, moving past Larry Murphy (1,615) and into sole possession of third place on the NHL's all-time games played list.

MARCH 18, 2003 — Damian Surma scores his first career NHL goal in his first game, becoming the fifth Hurricane to accomplish that feat during the 2002-03 season (Jeff Heerema, Tomas Kurka, Mike Zigomanis, Brad DeFauw). Surma was the eighth and final Hurricane to score his first NHL goal during the season.

APRIL 6, 2003 — The Hurricanes set a new single-season attendance record, breaking the franchise mark set the previous season. In total, 642,973 fans attend games at the RBC Center during the 2002-03 hockey season.

DECEMBER 15, 2003 — The Hurricanes name Peter Laviolette as the franchise's 11th head coach. Kevin McCarthy is retained as an assistant coach and former Hurricane player Jeff Daniels is also named assistant coach. Paul Maurice, Randy Ladouceur and Don Edwards are relieved of their coaching duties.

MARCH 5, 2004 — Kevyn Adams beats Atlanta's Pasi Nurminen with 0.4 seconds left in overtime and the Thrashers on the power-play to break the franchise record for shorthanded goals in a season (5).

JUNE 26-27, 2004 — The Hurricanes host the NHL Entry Draft at the RBC Center, drawing 15,672 fans for day one – the largest draft crowd in more than a decade. Carolina makes noise on the floor as well, trading the eighth overall selection and a second-round pick for the fourth overall selection, taking top-rated North American skater Andrew Ladd.

SEPTEMBER 15, 2004 — NHL Commissioner Gary Bettman confirms that NHL teams will not play until the Collective Bargaining Agreement is replaced, delaying the start of the 2004-05 season.

FEBRUARY 16, 2005 — NHL Commissioner Gary Bettman announces the cancellation of the 2004-05 season.

JULY 22, 2005 — NHL Board of Governors ratifies new six-year Collective Bargaining Agreement with the NHLPA.

AUGUST 25, 2005 — Rod Brind'Amour named Hurricanes team captain.

OCTOBER 7, 2005 — Cam Ward earns his first NHL win, stopping Ziggy Palffy, Mario Lemieux and Sidney Crosby in Carolina's first shootout game and first win of 2005-06.

JANUARY 19, 2006 — Carolina wins its ninth straight game, marking the second nine-game win streak of the season and in franchise history. The Hurricanes become just the fifth team in NHL history to post two win streaks of nine games or more in a single season.

JANUARY 31, 2006 — Hurricanes win 8-2 at Montreal for their 13th win in January making Carolina the seventh team in NHL history to win 13 games in a month.

YEAR BY YEAR

MARCH 31, 2006 — Hurricanes win their 48th game of the season to clinch their third Southeast Division title with a 3-2 win against Florida. Carolina would go on to a 52-22-8 overall record, finishing second in the Eastern Conference standings and setting franchise highs for wins and points (112) in a season.

MAY 2, 2006 — Cory Stillman scores 1:19 into overtime of Game 6 at Montreal for Carolina's fourth-straight win against the Canadiens after falling behind 2-0 in the teams' Eastern Conference Quarterfinals series.

MAY 5, 2006 — Cam Ward records his first NHL shutout as Carolina defeats New Jersey 6-0 in Game 1 of the Eastern Conference Semifinals. The Hurricanes would go on to win the series 4-1.

JUNE 1, 2006 — Carolina defeats Buffalo 4-2 in Game 7 of the Eastern Conference Finals, sending the Hurricanes to the Stanley Cup Finals for the second time in four years and the second time in franchise history.

JUNE 19, 2006 — Justin Williams scores into an empty net with 1:01 remaining in the third period to give Carolina a 3-1 win in Game 7 of the Stanley Cup Finals. The win marks the first Stanley Cup championship in franchise history and the first major professional sports championship in North Carolina. Cam Ward wins the Conn Smythe Trophy as the playoffs' Most Valuable Player.

JUNE 22, 2006 — Rod Brind'Amour wins the Frank J. Selke Trophy at the NHL Awards in Vancouver.

FEBRUARY 8, 2007 — Ray Whitney sets a franchise record scoring three even-strength goals in a 1:40 span in the second period of Carolina's 5-2 win at Boston. The feat marks the fastest three even-strength goals in the NHL since Bill Mosienko scored three times in 21 in his Blackhawks' 7-6 win at NY Rangers, March 23, 1952.

MARCH 24, 2007 — Hurricanes establish a new single-season attendance record of more than 650,000 fans when they host an overflow crowd of 18,763 against San Jose. Carolina finishes the season having hosted 712,861 fans in its 41 home games, an average of 17,387 fans per game and 93.3% of the RBC Center's capacity.

JUNE 14, 2007 — Rod Brind'Amour wins the Frank J. Selke Trophy at the NHL Awards in Toronto.

JUNE 5, 2008 — Glen Wesley announces his retirement as a player and is named director of defenseman development. President/General Manager Jim Rutherford announces that Wesley's No. 2 jersey would be retired to the RBC Center rafters. Wesley retired as the Hurricanes' all-time games-played leader, having played in 728 regular-season games since the team's relocation to North Carolina in 1997. He played 913 games with the franchise, second only to Hall of Famer Ron Francis (1,186).

JULY 12, 2008 — Carolina Hurricanes and the Centennial Authority announce a five-year extension of the team's lease of the RBC Center, making the final year of the lease 2024.

SEPTEMBER 10, 2008 — The Carolina Hurricanes unveil their alternate third uniform at a news conference on the ice at the RBC Center. Tim Gleason, Eric Staal and Cam Ward model the team's newest look, which includes a primarily black jersey with the secondary flag logo on the chest, black pants and black helmets. The team announces that the new uniforms will be worn in a game for the first time when the Hurricanes host Detroit on October 13, and will be worn for 15 home games in 2008-09.

SEPTEMBER 11, 2008 — Hurricanes sign forward Eric Staal to a seven-year contract extension, which will begin in 2009-10 and will run through 2015-16.

DECEMBER 3, 2008 — Paul Maurice is named head coach and Ron Francis is named associate head coach; Peter Laviolette relieved of his head coaching duties.

MARCH 7, 2009 — The Hurricanes score a 9-3 win at Tampa Bay, marking the most goals in a game for the team since relocating to North Carolina. Eric Staal scores four goals marking the first time a player had scored four goals since relocation, and the third time the feat was accomplished in franchise history. Staal's six points set a Hurricanes record and tied the franchise record for points in a game.

MARCH 28, 2009 — The Hurricanes finish March 2009 with a 10-1-2 record (22 points), making it the best March, and second-best month, in franchise history (January 2006: 13-1-0 — 26 points).

APRIL 7, 2009 — Cam Ward earns his 39th win of the season in Carolina's 9-0 rout of the New York Islanders. For Ward, the win breaks Martin Gerber's franchise record of 38 wins set in 2005-06, and marks his franchise-best tying sixth shutout of the season. The game marks Eric Staal's fourth hat trick of the season, setting a new franchise mark in that category. For the Hurricanes, it marks their 45th win of the regular season — the second-best wins total in franchise history next to 2005-06.

APRIL 9, 2009 — The Hurricanes' franchise-record 12-game home winning streak is snapped in a 5-1 loss against Buffalo. The 12-game home winning streak shatters the previous franchise-best nine-game home winning streak accomplished twice during the championship 2005-06 season.

APRIL 28, 2009 — "The Shock at the Rock" — Trailing 3-2 with 1:20 remaining in regulation, Jussi Jokinen scores the tying goal in Game 7 of the Eastern Conference Quarterfinals at New Jersey's Prudential Center. Eric Staal then beats Martin Brodeur with 32 seconds remaining and the Hurricanes advance to the second round.

MAY 14, 2009 — Scott Walker beats Tim Thomas 18:46 into overtime of Game 7 of the Eastern Conference Semifinals at TD Banknorth Garden to give the Hurricanes a 3-2 win. The Hurricanes become just the fourth team to advance to the Eastern Conference Finals three times in the first decade of the 2000s, joining New Jersey, Philadelphia and Pittsburgh in that group.

SEPTEMBER 30, 2009 — Hurricanes sign goaltender Cam Ward to a six-year contract extension, which begins in 2010-11 and will run through 2015-16.

JANUARY 20, 2010 — Hurricanes name Eric Staal captain and Rod Brind'Amour alternate captain.

APRIL 8, 2010 — The National Hockey League announces that the Hurricanes will host the 2011 NHL All-Star Game at the RBC Center.

JUNE 30, 2010 — Rod Brind'Amour announces his retirement as a player.

OCTOBER 4, 2010 — The Hurricanes take on SKA St. Petersburg in an exhibition game. Carolina is the first NHL team to play in Russia in more than 20 years.

OCTOBER 7-8, 2010 — The Hurricanes take part in the 2010 Compuware NHL Premiere, playing two games against the Minnesota Wild at Hartwall Arena in Helsinki, Finland. Carolina wins both games.

JANUARY 28-30, 2011 — The Hurricanes host NHL All-Star Weekend. Team Lidstrom downs Team Staal by an 11-10 score in the All-Star Game. Jamie McBain, Jeff Skinner, Eric Staal and Cam Ward represent Carolina in the events.

JUNE 22, 2011 — Jeff Skinner becomes the first player in Carolina's franchise history to win the Calder Trophy as the NHL's rookie of the year.

NOVEMBER 28, 2011 — Kirk Muller is named head coach. Paul Maurice relieved of his coaching duties. John MacLean joins Carolina's coaching staff three days later.

JUNE 20, 2012 — Justin Faulk is named to the 2011-12 NHL All-Rookie Team.

JUNE 22, 2012 — The Hurricanes acquire Jordan Staal from Pittsburgh in a draft-day trade that sends Brandon Sutter, Brian Dumoulin and the eighth-overall pick to the Penguins. Staal signs a 10-year contract extension with Carolina nine days later.

APRIL 27, 2013 — Hurricanes complete the abbreviated 2012-13 season, and set a franchise record for average, per-game attendance (17,560), eclipsing the previous record of 17,387 set during the 2006-07 season.

APRIL 28, 2014 — Hurricanes name Ron Francis general manager. Also name Mike Vellucci assistant general manager and director of hockey operations, and name Brian Tatum assistant general manager. Jim Rutherford to remain with the Hurricanes as team president.

MAY 5, 2014 — Kirk Muller, Dave Lewis and John MacLean relieved of their coaching duties. Greg Stefan reassigned to pro scouting staff.

JUNE 6, 2014 — Jim Rutherford resigns as Hurricanes president and accepts general manager position with the Pittsburgh Penguins.

JUNE 19, 2014 — Bill Peters is named head coach. Steve Smith joins the coaching staff as an assistant five days later, and David Marcoux as goaltending coach in July.

JUNE 20, 2014 — Ricky Olczyk named assistant general manager.

JULY 1, 2014 — Don Waddell named team president.

JULY 1, 2015 — Team buys out final three seasons of Alexander Semin's contract.

FEBRUARY 28, 2016 — Team acquired Aleksii Saarela and second-round picks in the 2016 and 2017 NHL Drafts from the NY Rangers in exchange for Eric Staal.

CLOSING GAME ROSTER vs. Detroit Red Wings (home 4/11/15)

7 Ryan Murphy	D	18 Jay McClement	C	28 Alexander Semin	RW	47 Michal Jordan	D
11 Jordan Staal	C	20 Riley Nash (injured)	C	30 Cam Ward	G	49 Victor Rask	C
12 Eric Staal	C	24 Brad Malone	C	31 Anton Khudobin	G	53 Jeff Skinner	C
14 Nathan Gerbe	LW	25 Chris Terry	LW	38 Jack Hillen (injured)	D	62 Rasmus Rissanen (injured)	D
15 Andrej Nestrasil	C	26 John-Michael Liles	D	39 Patrick Dwyer	RW	65 Ron Hainsey	D
16 Elias Lindholm	C	27 Justin Faulk	D	45 Keegan Lowe	D	73 Brett Bellemore	D

FINAL METROPOLITAN DIVISION STANDINGS

	GP	W	L	OT	GF	GA	PTS
NY RANGERS	82	53	22	7	252	192	113
WASHINGTON	82	45	26	11	242	203	101
NY ISLANDERS	82	47	28	7	252	230	101
PITTSBURGH	82	43	27	12	221	210	98
COLUMBUS*	82	42	35	5	236	250	89
PHILADELPHIA*	82	33	31	18	215	234	84
NEW JERSEY*	82	32	36	14	181	216	78
CAROLINA*	82	30	41	11	188	226	71

*Did not make playoffs.

FINAL STATISTICS (Hurricanes games only)

PLAYER	SCORING (*Rookies)							
	GP	G	A	PTS	PIM	PP	SH	GW
ERIC STAAL	77	23	31	54	41	7	0	4
JUSTIN FAULK	82	15	34	49	30	7	2	4
ELIAS LINDHOLM	81	17	22	39	14	4	0	4
VICTOR RASK*	80	11	22	33	16	2	0	2
JEFF SKINNER	77	18	13	31	18	4	0	2
NATHAN GERBE	78	10	18	28	34	2	0	2
RILEY NASH	68	8	17	25	12	1	0	0
JORDAN STAAL	46	6	18	24	14	1	0	1
JIRI TLUSTY	52	13	10	23	16	6	0	0
JOHN-MICHAEL LILES	57	2	20	22	14	0	0	0
JAY MCCLEMENT	82	7	14	21	17	0	0	2
CHRIS TERRY*	57	11	9	20	14	3	0	0
ALEXANDER SEMIN	57	6	13	19	32	0	0	0
ANDREJ SEKERA	57	2	17	19	8	1	0	0
ANDREJ NESTRASIL*	41	7	11	18	4	2	0	0
BRAD MALONE	65	7	8	15	74	0	0	2
RYAN MURPHY	37	4	9	13	8	3	0	1
PATRICK DWYER	71	5	7	12	10	0	0	0
BRETT BELLEMORE	49	2	8	10	27	0	0	1
RON HAINSEY	81	2	8	10	16	0	0	0
TIM GLEASON	55	1	6	7	44	0	0	0
ZACH BOYCHUK	31	3	3	6	4	0	0	0
MICHAL JORDAN*	38	2	4	6	4	2	0	0
JAY HARRISON	20	1	3	4	42	0	0	0
DANNY BIEGA*	10	0	2	2	0	0	0	0
KEEGAN LOWE*	2	0	0	0	10	0	0	0
BRENDAN WOODS*	2	0	0	0	0	0	0	0
JACK HILLEN	3	0	0	0	0	0	0	0
JUSTIN SHUGG*	3	0	0	0	2	0	0	0
BRODY SUTTER*	4	0	0	0	0	0	0	0
RASMUS RISSANEN*	6	0	0	0	4	0	0	0
PATRICK BROWN*	7	0	0	0	4	0	0	0
ANTON KHUDBOIN	34	0	0	0	0	0	0	0
CAM WARD	51	0	0	0	4	0	0	0

COMPLETE RESULTS (*Overtime **Shootout)

DATE	W/L	SCORE	OPP.	DATE	W/L	SCORE	OPP.
10/10	L	3-5	NYI	01/10	OT	4-5**	STL
10/11	L	3-4	at NYI	01/13	W	3-2**	COL
10/14	OT	3-4**	BUF	01/16	L	0-3	VAN
10/16	OT	1-2**	at NYR	01/17	W	3-2	at OTT
10/21	L	1-3	at WPG	01/19	W	4-1	at TOR
10/23	L	0-5	at CGY	01/27	W	4-2	TB
10/24	L	3-6	at EDM	01/30	OT	2-3**	STL
10/28	L	1-4	at VAN	01/31	L	1-4	at NYR
11/01	W	3-0	ARI	02/03	OT	4-5*	at ANA
11/02	W	3-2	LA	02/05	W	2-1**	at ARI
11/04	W	4-2	at CBJ	02/07	W	5-4	at SJ
11/07	W	3-2*	CBJ	02/12	L	1-2	ANA
11/08	OT	3-4*	at WSH	02/14	L	3-6	at MIN
11/10	W	4-1	CGY	02/16	W	6-3	at OTT
11/13	L	1-3	WPG	02/17	L	1-4	NYI
11/15	L	1-2	at BOS	02/20	W	2-1	TOR
11/16	L	0-2	SJ	02/21	L	1-3	at NJ
11/18	W	6-4	at DAL	02/24	W	4-1	PHI
11/20	L	2-3	at LA	02/27	W	3-0	WSH
11/22	L	3-4	at COL	02/28	W	5-3	at NYI
11/26	L	0-1	at FLA	03/02	L	2-5	at CHI
11/28	W	4-2	at PIT	03/06	L	1-3	MIN
11/29	L	2-3	PIT	03/08	W	7-4	EDM
12/02	W	2-1	NSH	03/10	OT	3-4**	CBJ
12/04	L	1-2	WSH	03/12	L	3-5	DAL
12/07	L	1-3	DET	03/14	L	0-2	FLA
12/08	L	1-2	NJ	03/15	W	3-2	at CBJ
12/11	L	1-2	at TB	03/17	OT	1-2*	OTT
12/13	L	1-5	at PHI	03/19	L	0-4	at MTL
12/16	L	1-4	at MTL	03/21	OT	2-3**	NYR
12/18	W	4-1	TOR	03/23	L	1-3	CHI
12/20	OT	2-3**	NYR	03/26	W	5-2	PIT
12/21	L	0-1	at NYR	03/28	W	3-1	NJ
12/23	W	2-1**	at NJ	03/29	OT	1-2*	BOS
12/27	L	1-2	at TB	03/31	L	2-4	at WSH
12/29	L	1-3	MTL	04/02	L	1-6	at FLA
12/31	L	1-2	at PIT	04/04	W	3-2**	PHI
01/02	W	2-1	PHI	04/06	L	3-4	at BUF
01/04	W	2-1**	BOS	04/07	L	2-3	at DET
01/06	L	2-3	at NSH	04/09	W	3-1	at PHI
01/08	W	5-2	BUF	04/11	L	0-2	DET

MAJOR TRADES

11/20/14 – Claimed Andrej Nestrasil on waivers from Detroit.

12/18/14 – Traded Jay Harrison to Winnipeg in exchange for Ottawa's 2015 sixth-round draft pick.

2/25/15 – Acquired Roland McKeown and Los Angeles' first-round draft pick in either 2015 or 2016 from Los Angeles in exchange for Andrej Sekera.

2/25/15 – Traded Jiri Tlusty to Winnipeg in exchange for Winnipeg's 2016 third-round pick and, conditionally, Winnipeg's fifth or sixth round draft pick in 2015.

2/28/15 – Acquired Jack Hillen and Arizona's 2015 fourth-round pick from Washington in exchange for Tim Gleason.

PLAYER	GOALTENDING					
	GP	MIN	GA	GAA	SO	W-L-OT
CAM WARD	51	3026	121	2.40	1	22-24-5
ANTON KHUDBOIN	34	1920	87	2.72	1	8-17-6

SEASON HIGHLIGHTS

- Carolina notches a 3-0 win against Arizona at PNC Arena, giving Head Coach Bill Peters his first win as an NHL head coach – Nov. 1, 2015.

- On Jan. 10 at St. Louis, the Hurricanes surpassed a franchise mark in recording their 10th straight game without allowing a power-play goal. The new franchise mark was cemented at 14 games when Nazim Kadri scored a power-play goal against Carolina at Toronto – Jan. 19, 2015.

- Defenseman Justin Faulk participates in his first NHL All-Star Game and earns two assists for the victorious Team Toews in Columbus – Jan. 25, 2015.

- Goaltender Cam Ward plays in his 500th NHL/Hurricanes game making him just the fourth active goaltender to have appeared in 500 games with one team (Henrik Lundqvist – NYR; Marc-Andre Fleury – PIT; Ryan Miller – BUF) – Feb. 24, 2015.

- Defenseman Justin Faulk becomes just the second defenseman in the franchise's North Carolina history to notch 15 goals in a single season – March 28, 2015.

2013-14 IN REVIEW

CLOSING GAME ROSTER vs. Philadelphia Flyers (road 4/13/14)

4 Andrej Sekera	D	16 Elias Lindholm	C	25 Joni Pitkanen (injured)	D	35 Justin Peters	G
5 Mike Komisarek	D	18 Radek Dvorak	RW	26 John-Michael Liles	D	39 Patrick Dwyer	RW
8 Andrei Loktionov	C	19 Jiri Tlusty	RW	27 Justin Faulk	D	44 Jay Harrison	D
11 Jordan Staal	C	20 Riley Nash	C	28 Alexander Semin	RW	53 Jeff Skinner	C
12 Eric Staal	C	21 Drayson Bowman	LW	30 Cam Ward	G	65 Ron Hainsey	D
14 Nathan Gerbe	LW	22 Manny Malhotra	C	31 Anton Khudobin	G	73 Brett Bellemore	D

FINAL METROPOLITAN DIVISION STANDINGS

	GP	W	L	OT	GF	GA	PTS
PITTSBURGH	82	51	24	7	249	207	109
NY RANGERS	82	45	31	6	218	193	96
PHILADELPHIA	82	42	30	10	236	235	94
COLUMBUS	82	43	32	7	231	216	93
WASHINGTON*	82	38	30	14	235	240	90
NEW JERSEY*	82	35	29	18	197	208	88
CAROLINA*	82	36	35	11	207	230	83
NYISLANDERS*	82	34	37	11	225	267	79

*Did not make playoffs.

COMPLETE RESULTS (*Overtime **Shootout)

DATE	W/L	SCORE	OPP.	DATE	W/L	SCORE	OPP.
10/4	OT	2-3*	DET	1/4	W	3-2	at NYI
10/6	W	2-1	PHI	1/5	W	2-1	NSH
10/8	L	2-5	at PIT	1/9	W	6-1	TOR
10/10	W	3-2	at WSH	1/10	L	0-3	at CBJ
10/11	OT	1-2**	LA	1/13	L	0-2	CGY
10/13	L	3-5	PHX	1/18	W	3-2	FLA
10/15	OT	2-3**	CHI	1/19	L	3-5	TB
10/17	W	3-2	at TOR	1/22	W	3-2	at PHI
10/19	W	4-3	at NYI	1/23	W	5-3	at BUF
10/24	L	1-3	at MIN	1/25	W	6-3	OTT
10/25	L	2-4	at COL	1/27	W	3-2	CBJ
10/28	L	1-3	PIT	1/28	L	0-3	at MTL
11/1	L	0-3	TB	1/31	W	3-1	STL
11/2	L	1-5	at NYR	2/4	L	1-2	WPG
11/5	W	2-1*	PHI	2/7	W	5-1	FLA
11/7	W	1-0	NYI	2/8	L	1-4	MTL
11/9	OT	2-3**	MIN	2/25	L	2-3	at BUF
11/12	W	2-1	COL	2/27	L	1-4	at DAL
11/15	W	3-2**	ANA	3/1	L	1-3	at LA
11/16	L	2-4	at STL	3/2	L	3-5	at ANA
11/18	L	1-4	BOS	3/4	W	3-2	at SJ
11/21	L	3-4	at DET	3/7	L	2-4	NYR
11/23	OT	2-3*	at BOS	3/8	L	4-5	at NJ
11/24	W	4-1	OTT	3/11	W	3-1	NYR
11/27	W	4-3	at NJ	3/13	W	4-2	BUF
11/29	L	2-5	NJ	3/15	L	1-5	at BOS
12/1	L	2-3	VAN	3/16	L	1-2	EDM
12/3	W	4-1	at WSH	3/18	W	3-1	at CBJ
12/5	W	5-2	at NSH	3/21	L	2-3	at CHI
12/6	W	5-3	SJ	3/22	W	3-2	at WPG
12/9	L	0-2	at VAN	3/25	L	4-5	NYI
12/10	OT	4-5*	at EDM	3/27	W	3-0	at FLA
12/12	OT	1-2*	at CGY	3/29	OT	2-3*	CBJ
12/14	W	3-1	at PHX	3/31	OT	1-2**	at OTT
12/20	L	2-4	WSH	4/1	W	4-1	at PIT
12/21	OT	2-3*	at TB	4/3	W	4-1	DAL
12/23	L	3-4	CBJ	4/5	L	1-3	NJ
12/27	OT	3-4*	PIT	4/8	L	1-4	at NYR
12/29	L	2-5	at TOR	4/10	L	2-5	WSH
12/31	W	5-4*	MTL	4/11	W	2-1	at DET
1/2	W	4-3*	at WSH	4/13	W	6-5**	at PHI

MAJOR TRADES

- 6/30/13** – Acquired Andrej Sekera from Buffalo in exchange for Jamie McBain and a 2013 second-round pick.
- 9/29/13** – Acquired Kellan Tochkin and a 2014 fourth-round pick from Vancouver in exchange for Zac Dalpe and Jeremy Welsh
- 12/30/13** – Acquired Greg Nemisz from Calgary in exchange for Kevin Westgarth.
- 1/1/14** – Acquired John-Michael Liles and Dennis Robertson from Toronto in exchange for Tim Gleason.
- 3/5/14** – Acquired Andrei Loktionov and a conditional draft pick from New Jersey in exchange for Tuomo Ruutu.

FINAL STATISTICS (Hurricanes games only)

PLAYER	SCORING (*Rookies)							
	GP	G	A	PTS	PIM	PP	SH	GW
ERIC STAAL	79	21	40	61	74	1	2	0
JEFF SKINNER	71	33	21	54	22	11	0	6
ANDREJ SEKERA	74	11	33	44	20	4	1	1
ALEXANDER SEMIN	65	22	20	42	42	6	1	3
JORDAN STAAL	82	15	25	40	34	2	1	2
JUSTIN FAULK	76	5	27	32	37	2	0	1
NATHAN GERBE	81	16	15	31	36	3	2	1
JIRI TLUSTY	68	16	14	30	22	0	2	5
RILEY NASH	73	10	14	24	29	1	0	3
PATRICK DWYER	75	8	14	22	14	0	2	2
ELIAS LINDHOLM*	58	9	12	21	4	4	0	2
TUOMO RUUTU	57	5	11	16	34	2	0	1
JAY HARRISON	68	4	11	15	44	1	0	1
RON HAINSEY	82	4	11	15	45	0	0	1
MANNY MALHOTRA	69	7	6	13	18	0	0	1
DRAYSON BOWMAN	70	4	8	12	16	0	0	0
RYAN MURPHY*	48	2	10	12	10	1	0	0
ANDREI LOKTIONOV	20	3	7	10	2	2	0	1
RADEK DVORAK	60	4	5	9	41	0	0	2
JOHN-MICHAEL LILES	35	2	7	9	8	1	0	0
BRETT BELLEMORE*	64	2	6	8	45	0	0	0
ZACH BOYCHUK	11	1	3	4	0	0	0	0
MIKE KOMISAREK	32	0	4	4	14	0	0	0
BRETT SUTTER	17	1	1	2	9	0	0	1
CHRIS TERRY*	10	0	2	2	0	0	0	0
JUSTIN PETERS	21	0	2	2	4	0	0	0
TIM GLEASON	17	0	1	1	10	0	0	0
CAM WARD	30	0	1	1	2	0	0	0
AARON PALUSHAJ	2	0	0	0	0	0	0	0
KEVIN WESTGARTH	12	0	0	0	4	0	0	0
ANTON KHUDOBIN	36	0	0	0	0	0	0	0

PLAYER	GOALTENDING					
	GP	MINS	GA	GAA	SO	W-L-OT
CAM WARD	30	1645	84	3.06	0	10-12-6
ANTON KHUDOBIN	36	2084	80	2.30	1	19-14-1
JUSTIN PETERS	21	1225	51	2.50	1	7-9-4

SEASON HIGHLIGHTS

- Hurricanes 2013 first-round (fifth overall) pick Elias Lindholm makes his NHL debut in the team's season opener against Detroit – October 4, 2013.
- Four Hurricanes players represent their respective countries at the 2014 Winter Olympic Games in Sochi, Russia: Justin Faulk (U.S.A.), Andrej Sekera (Slovakia), Alexander Semin (Russia). Ruutu wins his second Olympic Bronze Medal with Team Finland – February 2014.
- Named Ron Francis general manager, Brian Tatum assistant general manager and Mike Vellucci assistant general manager and director of hockey operations. Jim Rutherford to remain with the Hurricanes as team president – April 28, 2014.
- Relieved Kirk Muller, Dave Lewis and John MacLean of their coaching duties and reassigned Greg Stefan to the pro scouting staff – May 5, 2014.
- Jim Rutherford resigns as team president to become general manager of the Pittsburgh Penguins – June 6, 2014.
- Name Bill Peters head coach – June 19, 2014.
- Name Ricky Olczyk assistant general manager – June 20, 2014.
- Name Steve Smith assistant coach – June 24, 2014.
- Name Don Waddell team president – July 1, 2014.
- Name David Marcoux goaltending coach – July 15, 2014.

CLOSING GAME ROSTER vs. Pittsburgh Penguins (road 4/27/13)

4 Jamie McBain	D	19 Jiri Tlustý	RW	30 Cam Ward	G	53 Jeff Skinner	C
6 Tim Gleason	D	21 Drayson Bowman (injured)	LW	31 Dan Ellis	G	59 Chad LaRose	RW
8 Kevin Westgarth	RW	24 Bobby Sanguinetti	D	35 Justin Peters	G	72 Nicolas Blanchard	C
11 Jordan Staal	C	25 Joni Pitkanen (injured)	D	37 Tim Brent	C	77 Joe Corvo	D
12 Eric Staal	C	27 Justin Faulk	D	39 Patrick Dwyer	RW		
13 Jared Staal	RW	28 Alexander Semin (injured)	RW	44 Jay Harrison (injured)	D		
15 Tuomo Ruutu	LW	29 Tim Wallace	RW	47 Marc-Andre Bergeron	D		

FINAL SOUTHEAST DIVISION STANDINGS

	GP	W	L	OT	GF	GA	PTS
WASHINGTON	48	27	18	3	149	130	57
WINNIPEG*	48	24	21	3	128	144	51
CAROLINA*	48	19	25	4	128	160	42
TAMPA BAY*	48	18	26	4	148	150	40
FLORIDA*	48	15	27	6	112	171	36

*Did not make playoffs.

FINAL STATISTICS (Hurricanes games only)

PLAYER	SCORING (*Rookies)							
	GP	G	A	PTS	PIM	PP	SH	GW
ERIC STAAL	48	18	35	53	54	3	1	4
ALEXANDER SEMIN	44	13	31	44	46	4	0	1
JIRI TLUSTY	48	23	15	38	18	4	0	3
JORDAN STAAL	48	10	21	31	32	1	0	1
JEFF SKINNER	42	13	11	24	26	5	0	0
JOE CORVO	40	6	11	17	14	3	0	2
PATRICK DWYER	46	8	8	16	12	1	1	0
JUSTIN FAULK	38	5	10	15	15	1	1	0
JAY HARRISON	47	3	7	10	51	0	0	2
TUOMO RUUTU	17	4	5	9	8	0	0	0
RILEY NASH*	32	4	5	9	8	0	0	0
JONI PITKANEN	22	1	8	9	12	0	0	0
TIM GLEASON	42	0	9	9	40	0	0	0
JAMIE MCBAIN	40	1	7	8	12	0	0	0
BOBBY SANGUINETTI*	37	2	4	6	4	0	0	1
DRAYSON BOWMAN	37	3	2	5	17	0	0	0
KEVIN WESTGARTH	31	2	2	4	45	0	0	0
CHAD LAROSE	35	2	2	4	29	0	0	0
MARC-ANDRE BERGERON	13	0	4	4	5	0	0	0
ZAC DALPE	10	1	2	3	0	0	0	0
TIM BRENT	30	0	3	3	8	0	0	0
TIM WALLACE	28	1	1	2	17	0	0	0
BRETT BELLEMORE*	8	0	2	2	7	0	0	0
DAN ELLIS	19	0	2	2	0	0	0	0
CHRIS TERRY*	3	1	0	1	0	0	0	1
JEREMY WELSH*	5	0	1	1	0	0	0	0
ANDREAS NODL	8	0	1	1	2	0	0	0
ZACH BOYCHUK	1	0	0	0	0	0	0	0
MARC-ANDRE GRAGNANI	1	0	0	0	0	0	0	0
JARED STAAL*	2	0	0	0	2	0	0	0
BRETT SUTTER	3	0	0	0	4	0	0	0
RYAN MURPHY*	4	0	0	0	2	0	0	0
MICHAEL JORDAN*	5	0	0	0	2	0	0	0
NICOLAS BLANCHARD*	9	0	0	0	20	0	0	0
CAM WARD	17	0	0	0	0	0	0	0
JUSTIN PETERS	19	0	0	0	0	0	0	0

COMPLETE RESULTS (*Overtime **Shootout)

DATE	W/L	SCORE	OPP.	DATE	W/L	SCORE	OPP.
1/19	L	1-5	at FLA	3/12	W	4-0	at WSH
1/22	L	1-4	TB	3/14	L	3-2	WSH
1/24	W	6-3	BUF	3/16	L	4-1	at TB
1/25	W	3-1	at BUF	3/18	OT	2-1**	at NYR
1/28	L	5-3	BOS	3/19	L	4-1	FLA
2/1	W	1-0	OTT	3/21	L	4-1	NJ
2/2	L	5-3	at PHI	3/26	L	4-1	WPG
2/4	W	4-1	at TOR	3/28	L	6-3	at TOR
2/7	W	3-2*	at OTT	3/30	W	3-1	at WPG
2/9	OT	4-3*	at PHI	4/1	L	4-1	at MTL
2/11	W	6-4	at NYI	4/2	L	5-3	WSH
2/12	W	4-2	at NJ	4/4	L	5-0	TB
2/14	W	3-1	TOR	4/6	L	4-1	NYR
2/18	L	3-0	at MTL	4/8	L	6-2	at BOS
2/21	L	4-3	WPG	4/9	L	5-3	PIT
2/23	L	5-2	TB	4/11	L	3-1	at WSH
2/24	W	4-2	at NYI	4/13	W	4-2	BOS
2/26	L	3-0	at WSH	4/16	L	3-2	at OTT
2/28	W	4-1	PIT	4/18	OT	4-3*	at WPG
3/2	W	6-2	FLA	4/20	L	5-3	PHI
3/3	W	3-2	at FLA	4/21	W	3-2	at TB
3/5	W	4-3	BUF	4/23	W	4-3**	NYI
3/7	L	4-2	MTL	4/25	OT	4-3*	NYR
3/9	W	6-3	NJ	4/27	L	8-3	at PIT

MAJOR TRADES

- 6/22/12** – Acquired Jordan Staal from Pittsburgh in exchange for Brandon Sutter, Brian Dumoulin and Carolina's 2012 first-round (8th overall) draft pick. Staal signed a 10-year contract on July 1.
- 7/26/12** – Signed Alexander Semin to a one-year contract.
- 8/8/12** – Signed Jeff Skinner to a six-year contract extension.
- 1/13/13** – Acquired Kevin Westgarth from Los Angeles in exchange for Anthony Stewart, a fourth-round draft pick in 2013 and a sixth-round draft pick in 2014.
- 1/13/13** – Acquired Luke Pither from Philadelphia in exchange for Brian Boucher and Mark Alt.
- 1/31/13** – Zach Boychuk claimed on waivers by Pittsburgh.
- 3/16/13** – Claimed Adam Hall on waivers from Tampa Bay.
- 3/21/13** – Claimed Zach Boychuk on waivers from Nashville.
- 4/2/13** – Acquired Marc-Andre Bergeron from Tampa Bay in exchange for Adam Hall and a 2013 seventh-round draft pick.
- 4/3/13** – Acquired a conditional draft pick from Pittsburgh in exchange for Jussi Jokinen.

GOALTENDING

PLAYER	GP	MIN	GA	GAA	SO	W-L-OT
CAM WARD	17	929	44	2.84	0	9-6-1
DAN ELLIS	19	997	52	3.13	1	6-8-2
JUSTIN PETERS	19	954	55	3.46	1	4-11-1

SEASON HIGHLIGHTS

- At its 75th Anniversary Gala, USA Hockey honors Hurricanes Owner/CEO Peter Karmanos Jr. with the Distinguished Achievement Award – June 8, 2012.
- The National Hockey League announces the cancellation of 82 games scheduled for Oct. 11-24, due to the absence of a Collective Bargaining Agreement with the NHL Players' Association. – October 4, 2012.
- Ron Francis is selected into the North Carolina Sports Hall of Fame, becoming the first hockey representative in the museum. He is enshrined along with 10 others on May 2 – January 7, 2013.
- The NHL and NHLPA announce an agreement on the framework of a new Collective Bargaining Agreement – January 6, 2013.
- The NHL begins an abbreviated 48-game schedule – January 19, 2013.
- CBS announces that former Hurricanes player Bates Battaglia and his brother Anthony will be cast members on the 22nd season of its popular reality show, *The Amazing Race*. The Battaglia brothers would go on to win the competition – Jan. 23, 2013.
- Joni Pitkanen suffers a broken calcaneus (heel) injury. Pitkanen would miss the remaining 13 games of 2012-13 and all of 2013-14 – April 2, 2013.
- Doris E. Barksdale, longtime community liaison and motivational consultant for the Hurricanes, passes away at age 77 – April 3, 2013.
- Jared Staal is recalled from the Charlotte Checkers (AHL). He would start on a line alongside his brothers Eric and Jordan the next night at PNC Arena against the New York Rangers, marking the fourth time in NHL history that a trio of brothers played for the same team in the same season – April 24, 2013.

2011-12 IN REVIEW

CLOSING GAME ROSTER vs. Florida Panthers (road 4/7/12)

4 Jamie McBain	D	14 Andreas Nodl	RW	27 Derek Joslin	D	39 Patrick Dwyer (personal)	RW
5 Bryan Allen	D	15 Tuomo Ruutu	LW	28 Justin Faulk	D	44 Jay Harrison	D
6 Tim Gleason	D	16 Brandon Sutter	C	30 Cam Ward	G	53 Jeff Skinner	C
8 Jaroslav Spacek (scratch)	D	19 Jiri Tlusty	RW	33 Brian Boucher	G	59 Chad LaRose	RW
12 Eric Staal	C	23 Jeremy Welsh	C	36 Jussi Jokinen	LW		
13 Anthony Stewart	RW	25 Joni Pitkanen	D	37 Tim Brent	C		

FINAL SOUTHEAST DIVISION STANDINGS

	GP	W	L	OT	GF	GA	PTS
FLORIDA	82	38	26	18	203	227	94
WASHINGTON	82	42	32	8	222	230	92
TAMPA BAY*	82	38	36	8	235	281	84
WINNIPEG*	82	37	35	10	225	246	84
CAROLINA*	82	33	33	16	213	243	82

*Did not make playoffs.

COMPLETE RESULTS (*Overtime **Shootout)

DATE	W/L	SCORE	OPP.	DATE	W/L	SCORE	OPP.
10/7	L	1-5	TB	1/6	W	4-2	BUF
10/8	OT	3-4	at WSH	1/7	L	2-5	at NSH
10/10	L	2-4	at NJ	1/10	L	1-2	PHI
10/12	W	3-2	BOS	1/12	W	5-2	at TB
10/14	W	4-3	at BUF	1/14	W	4-2	BOS
10/18	W	4-1	at BOS	1/15	L	1-2	at WSH
10/21	OT	2-3	at STL	1/17	OT	1-2**	at PIT
10/22	L	3-5	at WPG	1/20	W	3-0	WSH
10/25	OT	2-3**	OTT	1/21	OT	1-2	at NYI
10/28	W	3-0	CHI	1/23	W	2-1	WPG
10/29	L	1-5	at PHI	1/31	L	2-5	NYI
11/1	W	4-2	TB	2/2	W	3-0	at BOS
11/4	L	1-5	WSH	2/4	W	2-1	LA
11/6	L	2-5	DAL	2/8	OT	2-3	at ANA
11/8	L	2-3	at NJ	2/10	OT	3-4	at COL
11/11	L	1-5	at NYR	2/13	W	5-3	at MTL
11/12	W	5-3	PIT	2/17	W	3-2	SJ
11/14	L	3-5	PHI	2/18	L	3-4	at NYI
11/16	L	0-4	at MTL	2/20	W	5-0	WSH
11/18	L	0-1	BUF	2/23	OT	2-3**	ANA
11/20	W	3-2	TOR	2/25	OT	2-3**	FLA
11/21	W	4-2	at PHI	2/28	W	4-3	NSH
11/23	OT	3-4**	MTL	3/1	L	2-3	NYR
11/25	L	1-3	WPG	3/3	OT	3-4	TB
11/27	L	3-4	at OTT	3/6	W	4-3*	at WSH
11/29	L	1-3	FLA	3/7	OT	2-3	at BUF
12/1	L	3-5	NYR	3/10	W	4-2	at TB
12/2	L	2-3	PIT	3/11	L	0-2	at FLA
12/6	L	6-7	at CGY	3/13	L	2-4	at NYR
12/7	W	5-3	at EDM	3/15	W	2-0	STL
12/9	L	2-4	at WPG	3/17	W	5-3	at MIN
12/13	OT	1-2	at TOR	3/18	W	4-3	at WPG
12/15	W	4-3	VAN	3/21	W	3-1	FLA
12/18	OT	2-3	at FLA	3/23	L	1-5	at CBJ
12/21	L	3-4	PHX	3/24	L	4-5	at DET
12/23	W	2-1*	OTT	3/27	W	3-0	at TOR
12/26	W	4-2	NJ	3/30	OT	3-4	WPG
12/27	L	2-4	at PIT	3/31	L	0-5	NJ
12/29	W	4-3*	TOR	4/3	W	2-1	at OTT
12/31	L	2-5	at TB	4/5	W	2-1**	MTL
1/3	OT	3-4**	NYI	4/7	L	1-4	at FLA

MAJOR TRADES

- 11/29/11** – Claimed Andreas Nodl on waivers from Philadelphia.
- 12/9/11** – Acquired defenseman Jaroslav Spacek from Montreal in exchange for defenseman Tomas Kaberle.
- 01/18/12** – Acquired Evgenii Dadonov and A.J. Jenks from Florida in exchange for Jon Matsumoto and Mattias Lindstrom.
- 01/20/12** – Acquired Joe Sova and a 2012 fourth-round draft pick from New Jersey in exchange for Alexei Ponikarovsky.
- 01/30/12** – Signed defenseman Tim Gleason to a four-year contract extension.
- 02/22/12** – Signed forward Tuomo Ruutu to a four-year contract extension.
- 04/5/12** – Signed forward Jeremy Welsh to an entry-level contract.

FINAL STATISTICS (Hurricanes games only)

PLAYER	GP	SCORING (*Rookies)						
		G	A	PTS	PIM	PP	SH	GW
ERIC STAAL	82	24	46	70	48	7	3	3
JUSSI JOKINEN	79	12	34	46	54	3	2	3
JEFF SKINNER	64	20	24	44	56	4	0	5
JIRI TLUSTY	79	17	19	36	26	2	0	1
TUOMO RUUTU	72	18	16	34	50	3	0	2
CHAD LAROSE	67	19	13	32	48	3	1	5
BRANDON SUTTER	82	17	15	32	21	2	3	0
JAMIE MCBAIN	76	8	19	27	4	5	0	1
TIM BRENT	79	12	12	24	27	3	1	3
JAY HARRISON	72	9	14	23	60	2	0	2
JUSTIN FAULK*	66	8	14	22	29	5	0	2
ANTHONY STEWART	77	9	11	20	30	0	0	1
TIM GLEASON	82	1	17	18	71	0	0	0
JONI PITKANEN	30	5	12	17	16	2	0	2
ALEXEI PONIKAROVSKY	49	7	8	15	26	4	0	0
BRYAN ALLEN	82	1	13	14	76	0	0	1
DRAYSON BOWMAN	37	6	7	13	4	0	0	0
JAROSLAV SPACEK	34	5	7	12	6	3	0	1
PATRICK DWYER	73	5	7	12	23	0	2	0
TOMAS KABERLE	29	0	9	9	2	0	0	0
ANDREAS NODL	48	3	4	7	6	0	0	0
JEROME SAMSON	16	2	3	5	8	1	0	0
DEREK JOSLIN	44	2	2	4	35	0	0	0
ZAC DALPE*	16	1	2	3	4	0	0	0
BRETT SUTTER*	15	0	3	3	11	0	0	0
ZACH BOYCHUK	16	0	2	2	0	0	0	0
CAM WARD	68	1	0	1	4	0	0	0
RILEY NASH*	5	0	1	1	2	0	0	0
JEREMY WELSH*	1	0	0	0	4	0	0	0
MIKE MURPHY*	2	0	0	0	0	0	0	0
BOBBY SANGUINETTI*	3	0	0	0	0	0	0	0
JUSTIN PETERS	7	0	0	0	0	0	0	0
BRIAN BOUCHER	10	0	0	0	0	0	0	0

PLAYER	GP	GOALTENDING				
		MINS	GA	GAA	SO	W-L-OT
MIKE MURPHY*	2	36	0	0	0	0-1-0
JUSTIN PETERS	7	387	16	2.48	1	2-3-2
CAM WARD	68	3988	182	2.74	5	30-23-13
BRIAN BOUCHER	10	546	31	3.41	0	1-6-1

SEASON HIGHLIGHTS

- Jim Rutherford announces that the Hurricanes will honor former Carolina center Josef Vasicek with a No. 63 patch on their jerseys. Vasicek was killed in a Sept. 7, 2011, plane crash outside of Yaroslavl, Russia that claimed the lives of 44 people with the Lokomotiv (KHL) hockey club – September 15, 2011.
- Kirk Muller is named head coach; Paul Maurice relieved of his head coaching duties – November 28, 2011.
- John MacLean joins coaching staff as an assistant coach – December 1, 2011.
- Kirk Muller earns his first NHL win as a head coach as the Hurricanes defeat the Edmonton Oilers 5-3 at Rexall Place – December 7, 2011.
- Cam Ward becomes the first goaltender in franchise history to score a goal when he is credited with Carolina's empty-net goal in the Hurricanes' 4-2 win against New Jersey – December 26, 2011.
- Justin Faulk represents Carolina at NHL All-Star Weekend in Ottawa, Ont., as one of 12 league rookies selected to participate in the All-Star Skills Competition. Faulk was one of four players to shoot for Team Alfredsson in the Hardest Shot event – January 28, 2012.
- The Hurricanes' home arena is renamed PNC Arena. The change came as a result of PNC Bank's acquisition of RBC Bank (USA). Carolina posts a 2-0 win against St. Louis behind Cam Ward's 40-save shutout – March 15, 2012.

CLOSING GAME ROSTER vs. Tampa Bay Lightning (home 4/9/11)

4 Jamie McBain	D	19	Jiri Tlustý	C	33	Derek Joslin	D	60	Justin Peters	G
5 Bryan Allen	D	20	Troy Bodie (scratch)	RW	36	Jussi Jokinen	LW	61	Cory Stillman	LW
6 Tim Gleason	D	21	Drayson Bowman	LW	39	Patrick Dwyer	RW	71	Jerome Samson	RW
12 Eric Staal	C	25	Joni Pitkanen	D	44	Jay Harrison (injured)	D	77	Joe Corvo	D
15 Tuomo Ruutu	LW	26	Erik Cole	LW	53	Jeff Skinner	C			
16 Brandon Sutter	C	30	Cam Ward	G	59	Chad LaRose	RW			

FINAL SOUTHEAST DIVISION STANDINGS

	GP	W	L	OT	GF	GA	PTS
WASHINGTON	82	48	23	11	224	197	107
TAMPA BAY	82	46	25	11	247	240	103
CAROLINA*	82	40	31	11	236	239	91
ATLANTA*	82	34	36	12	223	269	80
FLORIDA*	82	30	40	12	195	229	72

*Did not make playoffs.

FINAL STATISTICS (Hurricanes games only)

PLAYER	SCORING (*Rookies)							
	GP	G	A	PTS	PIM	PP	SH	GW
ERIC STAAL	81	33	43	76	72	12	3	8
JEFF SKINNER*	82	31	32	63	46	6	0	2
TUOMO RUUTU	82	19	38	57	54	7	0	1
ERIK COLE	82	26	26	52	49	3	1	9
JUSSI JOKINEN	70	19	33	52	24	8	0	1
JOE CORVO	82	11	29	40	18	5	1	1
JONI PITKANEN	72	5	30	35	60	1	0	1
CHAD LAROSE	82	16	15	31	59	2	1	0
JAMIE MCBAIN*	76	7	23	30	32	1	0	2
BRANDON SUTTER	82	14	15	29	25	1	0	3
SERGEI SAMSONOV	58	10	16	26	12	4	0	0
PATRICK DWYER	80	8	10	18	12	0	1	2
CORY STILLMAN	21	5	11	16	4	2	0	1
TIM GLEASON	82	2	14	16	85	0	0	0
JIRI TLUSTY	57	6	6	12	14	0	0	0
JAY HARRISON	72	3	7	10	72	0	0	0
IAN WHITE	39	0	10	10	12	0	0	0
ANTON BABCHUK	17	3	5	8	12	1	0	1
ZACH BOYCHUK	23	4	3	7	4	1	0	1
DEREK JOSLIN	17	1	4	5	2	1	0	1
BRYAN ALLEN	19	0	5	5	19	0	0	0
ZAC DALPE*	15	3	1	4	0	0	0	1
TOM KOSTOPOULOS	17	1	3	4	30	0	0	0
TROY BODIE	50	1	2	3	54	0	0	0
RYAN CARTER	32	0	3	3	22	0	0	0
JON MATSUMOTO*	13	2	0	2	4	0	0	0
JEROME SAMSON*	23	0	2	2	0	0	0	0
PATRICK O'SULLIVAN	10	1	0	1	2	0	0	0
DRAYSON BOWMAN*	23	0	1	1	12	0	0	0
CAM WARD	74	0	1	1	0	0	0	0
BRETT SUTTER*	1	0	0	0	0	0	0	0
BRYAN RODNEY	3	0	0	0	2	0	0	0
JUSTIN PETERS*	12	0	0	0	4	0	0	0
BRETT CARSON	13	0	0	0	4	0	0	0

COMPLETE RESULTS (*Overtime **Shootout)

DATE	W/L	SCORE	OPP.	DATE	W/L	SCORE	OPP.
10/7	W	4-3	at MIN	1/11	W	6-5**	CGY
10/8	W	2-1**	MIN	1/13	L	2-3	at BUF
10/14	L	2-3	at OTT	1/15	W	6-4	TB
10/17	L	1-5	at VAN	1/17	L	0-7	at BOS
10/19	W	5-2	at SJ	1/18	L	2-3	BOS
10/20	L	3-4	at LA	1/20	W	4-1	NYR
10/23	W	4-3*	at PHX	1/22	L	2-3	at PIT
10/27	L	0-3	WSH	1/24	W	6-4	TOR
10/29	W	4-3	at NYR	1/26	W	4-2	at NYI
10/30	L	0-3	PIT	2/1	L	2-3	BOS
11/1	L	2-3	at PHI	2/3	L	0-3	at TOR
11/3	W	7-2	NYI	2/5	W	4-3*	ATL
11/5	L	4-7	at FLA	2/8	OT	2-3*	at NJ
11/6	W	3-2	FLA	2/10	L	1-2	at PHI
11/9	W	7-1	EDM	2/12	OT	3-4*	at TB
11/11	L	1-8	PHI	2/13	W	3-2	at ATL
11/13	L	2-7	at MTL	2/16	L	2-3	at NJ
11/17	W	7-1	OTT	2/18	W	3-2	PHI
11/19	OT	4-5**	at PIT	2/19	L	1-4	NJ
11/20	OT	1-2**	NSH	2/22	OT	3-4**	NYR
11/24	L	2-3	WSH	2/25	W	4-1	PIT
11/26	W	3-0	at BOS	2/26	L	3-4	at MTL
11/28	OT	2-3**	at WSH	3/1	W	2-1	FLA
11/29	L	1-4	DAL	3/3	W	3-2*	BUF
12/3	W	2-1*	COL	3/4	L	2-5	at CHI
12/4	L	2-5	at NSH	3/9	OT	2-3*	ATL
12/10	OT	1-2**	at DAL	3/11	L	1-2	at WSH
12/11	W	2-1**	at STL	3/12	L	2-3	CBJ
12/15	W	4-3	at FLA	3/15	W	1-0	at BUF
12/16	W	3-2**	at ATL	3/16	L	1-3	TOR
12/18	W	4-2	ANA	3/18	W	3-2*	NYI
12/20	L	1-5	at TB	3/22	W	4-3	OTT
12/23	L	2-3	MTL	3/25	W	4-3	at TB
12/26	L	2-3	WSH	3/26	L	2-4	TB
12/28	W	4-3	at TOR	3/29	W	3-2**	at WSH
12/29	W	4-0	at OTT	3/30	W	6-2	MTL
1/1	W	6-3	NJ	4/2	W	4-2	at NYI
1/3	OT	3-4*	FLA	4/3	OT	1-2*	BUF
1/5	OT	1-2*	at NYR	4/6	W	3-0	DET
1/7	W	5-3	at FLA	4/8	W	6-1	at ATL
1/9	W	4-3*	ATL	4/9	L	2-6	TB

MAJOR TRADES

- 09/21/10** – Signed forward Jeff Skinner to a three-year, entry-level contract.
- 11/16/10** – Claimed forward Troy Bodie on waivers from Anaheim.
- 11/17/10** – Acquired defenseman Ian White and forward Brett Sutter from Calgary in exchange for defenseman Anton Babchuk and forward Tom Kostopoulos.
- 02/18/11** – Acquired defenseman Derek Joslin from San Jose in exchange for future considerations; Acquired San Jose's 2012 second-round draft pick in exchange for defenseman Ian White.
- 02/22/11** – Acquired forward Cory Stillman from Florida in exchange for forward Ryan Carter and Carolina's 2011 fifth-round draft pick.
- 02/28/11** – Acquired defenseman Bryan Allen from Florida in exchange for forward Sergei Samsonov.

PLAYER	GOALTENDING					
	GP	MINS	GA	GAA	SO	W-L-OT
CAM WARD	74	4318	184	2.56	4	37-26-10
JUSTIN PETERS*	12	648	43	3.98	0	3-5-1

SEASON HIGHLIGHTS

- The Hurricanes take on SKA St. Petersburg in an exhibition game. Carolina is the first NHL team to play in Russia in more than 20 years – October 4, 2010.
- The Hurricanes take part in the 2010 Compuware NHL Premiere, playing two games against the Minnesota Wild at Hartwall Arena in Helsinki, Finland. Carolina wins both games – October 7-8, 2010.
- Head Coach Paul Maurice coaches his 1,000th career NHL regular-season game, making him the 19th head coach in league history – and the youngest at 43 years-302 days – to accomplish that feat – November 28, 2010.
- Carolina notches the 1,000th regular-season win in franchise history, downing the Toronto Maple Leafs 6-4 at the RBC Center – January 24, 2011.
- The Hurricanes host NHL All-Star Weekend. Team Lidstrom downs Team Staal by an 11-10 score in the All-Star Game. Jamie McBain, Jeff Skinner, Eric Staal and Cam Ward represent Carolina in the events – January 28-30, 2011.
- Cam Ward sets a new franchise record for saves in a season with 2,191, shattering the previous record of 1,844 set by Sean Burke in 1995-96. – April 9, 2011.
- Jeff Skinner becomes the first player in Carolina's franchise history to win the Calder Trophy as the NHL's rookie of the year – June 22, 2011.

2009-10 IN REVIEW

CLOSING GAME ROSTER vs. Boston Bruins (away 4/10/10)

5 Brian Pothier	D	16 Brandon Sutter	C	29 Tom Kostopoulos	RW	45 Alexandre Picard (injured)	D
6 Tim Gleason (injured)	D	17 Rod Brind'Amour (injured)	C	30 Cam Ward	G	53 Casey Borer	D
11 Zach Boychuk	C	21 Drayson Bowman	LW	33 Bryan Rodney	D	59 Chad LaRose	RW
12 Eric Staal	C	25 Joni Pitkanen (injured)	D	34 Manny Legace	G	67 Jerome Samson	RW
13 Ray Whitney	LW	26 Erik Cole	LW	36 Jussi Jokinen	LW		
14 Sergei Samsonov	LW	27 Brett Carson	D	39 Patrick Dwyer	RW		
15 Tuomo Ruutu (injured)	LW	28 Jamie McBain	D	44 Jay Harrison	D		

FINAL SOUTHEAST DIVISION STANDINGS

	GP	W	L	OT	GF	GA	PTS
WASHINGTON	82	54	15	13	318	233	121
ATLANTA*	82	35	34	13	234	256	83
CAROLINA*	82	35	37	10	230	256	80
TAMPA BAY*	82	34	36	12	217	260	80
FLORIDA*	82	32	37	13	208	244	77

*Did not make playoffs.

COMPLETE RESULTS (*Overtime **Shootout)

DATE	W/L	SCORE	OPP.	DATE	W/L	SCORE	OPP.
10/2	L	0-2	PHI	1/7	L	2-4	NSH
10/3	L	2-7	at BOS	1/8	W	2-1	COL
10/6	W	2-1**	TB	1/10	W	4-1	OTT
10/9	W	7-2	FLA	1/12	W	4-2	at TOR
10/10	L	2-5	at TB	1/14	L	1-3	at DET
10/14	OT	2-3**	PIT	1/16	L	3-5	ATL
10/17	L	0-2	at NJ	1/18	L	2-3	TB
10/21	OT	3-4**	at NYI	1/21	W	5-2	at ATL
10/23	L	4-5	at COL	1/23	L	2-4	at PHI
10/24	OT	2-3*	at MIN	1/24	W	5-1	BOS
10/28	L	2-5	STL	1/27	W	5-1	at NYR
10/31	L	1-6	at PHI	1/28	W	4-1	NYI
11/1	L	1-5	SJ	1/30	W	4-2	CHI
11/4	L	0-3	at FLA	2/1	L	2-4	at EDM
11/6	L	2-3	TOR	2/3	L	1-4	at CGY
11/7	L	2-3	at CBJ	2/5	W	4-3	at BUF
11/11	L	2-5	LA	2/6	W	3-1	at NYI
11/13	OT	3-4*	NYI	2/9	W	4-1	FLA
11/15	W	5-4**	MIN	2/11	W	4-3*	BUF
11/17	OT	2-3**	at MTL	2/13	W	5-2	NJ
11/19	W	6-5**	TOR	3/2	W	5-1	at TOR
11/21	W	3-1	TB	3/4	W	4-1	OTT
11/23	L	0-2	at DAL	3/6	L	1-4	at FLA
11/25	L	2-3	at ANA	3/7	W	4-0	at ATL
11/27	L	4-6	ATL	3/10	OT	3-4*	at WSH
11/28	L	1-5	at BUF	3/11	W	4-3*	PIT
11/30	L	2-3	WSH	3/13	L	0-4	PHX
12/5	W	5-3	VAN	3/16	L	2-5	BOS
12/7	W	3-2	at PIT	3/18	W	4-3*	WSH
12/9	L	2-4	at NJ	3/20	W	3-2*	at PIT
12/11	OT	3-4*	at WSH	3/21	L	3-5	BUF
12/12	L	2-4	at OTT	3/23	OT	2-3*	at TB
12/16	W	5-3	DAL	3/25	W	3-2**	WSH
12/18	L	3-6	at FLA	3/27	L	0-4	ATL
12/19	W	3-2	FLA	3/29	W	4-1	at ATL
12/21	L	1-3	NYR	3/31	W	2-1	at MTL
12/23	L	1-5	MTL	4/1	OT	3-4**	at OTT
12/26	OT	3-4**	PHI	4/3	L	0-4	NJ
12/28	W	6-3	at WSH	4/6	W	8-5	at TB
12/31	L	1-2	NYR	4/8	W	5-2	MTL
1/2	W	2-1*	at NYR	4/10	L	2-4	at BOS

MAJOR TRADES

07/24/09 – Acquired defenseman Aaron Ward from Boston in exchange for forward Patrick Eaves and a fourth-round pick in 2010.

12/03/09 – Acquired forward Jiri Tlustý from Toronto in exchange for forward Philippe Paradis.

02/07/10 – Traded defenseman Niclas Wallin and a 2010 fifth-round pick to San Jose for Buffalo's 2010 second-round pick.

02/12/10 – Traded forward Matt Cullen to Ottawa for defenseman Alexandre Picard and Ottawa's 2010 second-round pick.

03/03/10 – Acquired goaltender Justin Pogge and Boston's fourth-round pick in 2010 or 2011 from Anaheim in exchange for defenseman Aaron Ward; Traded forward Scott Walker to Washington for Washington's 2010 seventh-round pick; Acquired defenseman Brian Pothier, forward Oskar Osala and Washington's 2011 second-round pick from Washington for defenseman Joe Corvo; Acquired forward Cedric McNicoll and Colorado's 2010 sixth-round pick from Colorado for forwards Stephane Yelle and Harrison Reed; Traded defenseman Andrew Alberts to Vancouver for Vancouver's 2010 third-round pick.

FINAL STATISTICS (Hurricanes games only)

PLAYER	SCORING (*Rookies)							
	GP	G	A	PTS	PIM	PP	SH	GW
ERIC STAAL	70	29	41	70	68	13	0	5
JUSSI JOKINEN	81	30	35	65	36	10	0	6
RAY WHITNEY	80	21	37	58	26	7	0	5
JONI PITKANEN	71	6	40	46	72	1	0	1
BRANDON SUTTER	72	21	19	40	2	5	0	3
MATT CULLEN	60	12	28	40	26	1	2	1
TUOMO RUUTU	54	14	21	35	50	5	0	1
SERGEI SAMSONOV	72	14	15	29	32	2	0	2
CHAD LAROSE	56	11	17	28	24	0	1	0
TOM KOSTOPOULOS	82	8	13	21	106	0	2	0
ROD BRIND'AMOUR	80	9	10	19	36	2	0	2
TIM GLEASON	61	5	14	19	78	1	1	0
ERIK COLE	40	11	5	16	29	2	0	1
PATRICK DWYER	58	7	5	12	6	0	0	2
JOE CORVO	34	4	8	12	10	4	0	0
BRETT CARSON*	54	2	10	12	12	0	0	0
BRYAN RODNEY*	22	1	10	11	8	0	0	0
AARON WARD	60	1	10	11	54	0	0	0
JAMIE MCBAIN*	14	3	7	10	0	1	0	1
ANDREW ALBERTS	62	2	8	10	74	0	0	0
ZACH BOYCHUK*	31	3	6	9	2	0	0	0
STEPHANE YELLE	59	4	3	7	28	0	1	0
JIRI TLUSTY	18	1	5	6	6	0	0	0
JAY HARRISON	38	1	5	6	50	0	0	0
SCOTT WALKER	33	3	2	5	23	1	0	0
NICLAS WALLIN	47	0	5	5	26	0	0	0
BRIAN POTHIER	20	1	3	4	11	0	0	1
CAM WARD	47	0	3	3	0	0	0	0
DRAYSON BOWMAN*	9	2	0	2	4	1	0	0
JEROME SAMSON*	7	0	2	2	10	0	0	0
MANNY LEGACE	28	0	1	1	0	0	0	0
OSKAR OSALA*	1	0	0	0	0	0	0	0
CASEY BORER*	2	0	0	0	0	0	0	0
STEVEN GOERTZEN	6	0	0	0	5	0	0	0
ALEXANDRE PICARD	9	0	0	0	6	0	0	0
JUSTIN PETERS*	9	0	0	0	0	0	0	0
TIM CONBOY	12	0	0	0	24	0	0	0

GOALTENDING

PLAYER	GP	MINS	GA	GAA	SO	W-L-OT
CAM WARD	47	2651	119	2.69	0	18-23-5
MANNY LEGACE	28	1472	69	2.81	1	10-7-5
JUSTIN PETERS*	9	488	23	2.83	0	6-3-0
MICHAEL LEIGHTON	7	350	25	4.29	0	1-4-0

SEASON HIGHLIGHTS

- Goaltender Cam Ward signs a six-year contract extension which begins in 2010-11 and will run through 2015-16 – September 30, 2009.

- Forward Ray Whitney plays his 1,000th NHL regular-season game in the Hurricanes' game at Nassau Coliseum against the New York Islanders – October 21, 2009.

- Forward Eric Staal's 349-game "ironman" streak ends when he misses Carolina's game at Florida. The games-played streak is the longest since the team's relocation, and the second-longest in franchise history – November 4, 2009.
- The Hurricanes name Eric Staal captain and Rod Brind'Amour alternate captain – January 20, 2010.

- All four Hurricanes players – Tim Gleason (USA-silver), Joni Pitkanen (Finland-bronze), Tuomo Ruutu (Finland-bronze) and Eric Staal (Canada-gold) – competing in the 2010 Winter Olympics in Vancouver win medals – February 28, 2010.

- Paul Maurice coaches his 800th game behind the Hurricanes' bench, making him the 10th coach in NHL history to coach 800 games with one franchise – March 16, 2010.

- Forward Brandon Sutter finishes the season with 20 goals and only two penalty minutes, making him the first NHL player since Sergei Berezin (26g, 2 PIM) in 1999-00 to have at least 20 goals while only taking two penalty minutes – April 10, 2010.

CLOSING GAME ROSTER vs. *New Jersey Devils (away 4/11/09)*

4 Dennis Seidenberg D	14 Sergei Samsonov LW	26 Erik Cole LW	59 Chad LaRose RW
5 Frantisek Kaberle (injured) D	15 Tuomo Ruutu LW	30 Cam Ward G	63 Dwight Helminen C
6 Tim Gleason D	17 Rod Brind'Amour C	33 Anton Babchuk D	77 Joe Corvo D
7 Niclas Wallin D	18 Ryan Bayda (scratch) LW	36 Jussi Jokinen LW	
8 Matt Cullen (injured) C	20 Michael Ryan (scratch) C	38 Tim Conboy D	
12 Eric Staal C	24 Scott Walker RW	44 Patrick Eaves RW	
13 Ray Whitney LW	25 Joni Pitkanen D	49 Michael Leighton G	

FINAL SOUTHEAST DIVISION STANDINGS

	GP	W	L	OT	GF	GA	PTS
WASHINGTON	82	50	24	8	272	245	108
CAROLINA*	82	45	30	7	239	226	97
FLORIDA	82	41	30	11	234	231	93
ATLANTA	82	35	41	6	257	280	76
TAMPA BAY	82	24	40	18	210	279	66

*Def. New Jersey in Eastern Conf. Quarterfinals, 4-3; Def. Boston in Eastern Conf. Semifinals, 4-3; Lost to Pittsburgh in Eastern Conf. Finals, 4-0.

COMPLETE RESULTS (*Overtime **Shootout)

DATE	W/L	SCORE	OPP.	DATE	W/L	SCORE	OPP.
10/10	W	6-4	FLA	1/8	L	2-4	FLA
10/11	W	4-3*	at TB	1/10	L	1-5	at BOS
10/13	L	1-3	DET	1/13	L	1-5	at OTT
10/17	OT	3-4*	at LA	1/15	L	4-6	TOR
10/19	W	3-1	at ANA	1/17	L	1-3	at BUF
10/23	L	1-4	at PIT	1/19	W	2-0	at TOR
10/25	W	4-3	at NYI	1/20	W	2-1	at PIT
10/28	OT	2-3**	at MTL	1/27	L	2-3	at NYR
10/30	W	1-0	at STL	1/29	W	3-2	TB
11/1	L	1-3	EDM	1/31	W	2-0	ATL
11/2	W	6-4	TOR	2/3	L	3-4	at VAN
11/4	W	5-4*	at TOR	2/5	W	4-3**	at SJ
11/6	L	2-3	at WSH	2/7	W	7-2	at PHX
11/7	W	2-1	OTT	2/12	L	0-5	FLA
11/9	L	2-5	ATL	2/14	L	1-5	CBJ
11/12	L	1-5	WSH	2/15	W	3-0	at BUF
11/14	L	2-3	at ATL	2/17	L	1-5	BOS
11/16	W	3-2**	TB	2/19	W	6-2	at NYI
11/18	W	2-1	MTL	2/20	W	4-1	TB
11/21	W	5-2	PHX	2/22	W	t-2	COL
11/23	L	2-5	NSH	2/24	L	2-4	at OTT
11/24	L	2-3	at FLA	2/26	W	2-1**	BUF
11/26	L	1-3	PHI	2/28	L	3-5	at ATL
11/28	W	3-2*	at PHI	3/3	W	5-2	at WSH
11/30	L	1-4	ANA	3/6	W	6-1	CGY
12/4	L	2-5	PIT	3/7	W	9-3	at TB
12/6	OT	1-2*	PHI	3/9	W	3-0	NYR
12/7	W	3-1	WSH	3/11	OT	2-3**	at CHI
12/11	OT	5-6**	at PHI	3/12	L	2-3	at DAL
12/13	OT	2-3**	at NYR	3/14	OT	4-5**	at WSH
12/16	W	3-2	MTL	3/18	W	4-2	NJ
12/18	W	2-1*	FLA	3/20	W	5-4	NYI
12/20	L	2-4	at BOS	3/21	W	4-1	WSH
12/21	W	3-2*	at MTL	3/23	W	3-2*	at FLA
12/23	L	2-3	at MIN	3/25	W	2-1	OTT
12/26	W	5-4	at ATL	3/28	W	2-1	at NJ
12/27	L	2-4	BOS	4/2	W	4-2	NYR
12/31	W	3-1	ATL	4/4	W	3-2*	PIT
1/2	W	2-1	STL	4/7	W	9-0	NYI
1/3	W	3-2	at TB	4/9	L	1-5	BUF
1/6	W	3-2	NJ	4/11	L	2-3	at NJ

MAJOR TRADES

07/01/08 – Acquired defenseman Joni Pitkanen from Edmonton in exchange for forward Erik Cole.

02/07/09 – Acquired forward Jussi Jokinen from Tampa Bay in exchange for forward/defenseman Wade Brookbank, defenseman Josef Melichar and a fourth-round pick in 2009.

03/04/09 – Acquired forward Patrick O'Sullivan and Calgary's second-round pick in 2009 from Los Angeles in exchange for forward Justin Williams; traded O'Sullivan and Carolina's second-round pick in 2009 to Edmonton for forward Erik Cole and Edmonton's fifth-round pick in 2009.

FINAL STATISTICS (*Hurricanes games only*)

PLAYER	SCORING (*Rookies)							
	GP	G	A	PTS	PIM	PP	SH	GW
RAY WHITNEY	82	24	53	77	32	7	0	2
ERIC STAAL	82	40	35	75	50	14	1	8
TUOMO RUUTU	79	26	28	54	79	10	0	4
ROD BRIND'AMOUR	80	16	35	51	36	6	1	1
SERGEI SAMSONOV	81	16	32	48	28	3	0	3
MATT CULLEN	69	22	21	43	20	4	2	2
JOE CORVO	81	14	24	38	18	8	1	6
ANTON BABCHUK	72	16	19	35	16	9	0	4
JONI PITKANEN	71	7	26	33	58	2	0	3
CHAD LAROSE	81	19	12	31	35	0	2	4
DENNIS SEIDENBERG	70	5	25	30	37	2	0	1
SCOTT WALKER	41	5	10	15	39	1	0	0
ERIK COLE	17	2	13	15	10	0	0	0
PATRICK EAVES	74	6	8	14	31	1	1	1
RYAN BAYDA	70	5	7	12	26	0	0	0
TIM GLEASON	70	0	12	12	68	0	0	0
JUSSI JOKINEN	25	1	10	11	12	0	0	1
JUSTIN WILLIAMS	32	3	7	10	9	2	0	0
NICLAS WALLIN	64	2	8	10	42	0	0	1
FRANTISEK KABERLE	30	1	7	8	8	1	0	0
BRANDON SUTTER*	50	1	5	6	16	0	0	0
JOSEF MELICHAR	15	0	4	4	8	0	0	0
DAN LACOUTURE	11	2	0	2	10	0	0	1
DWIGHT HELMINEN*	23	1	1	2	0	0	0	0
MICHAEL RYAN	18	0	2	2	2	0	0	0
BRYAN RODNEY*	8	0	2	2	2	0	0	0
WADE BROOKBANK	27	1	0	1	40	0	0	0
PATRICK DWYER*	13	1	0	1	0	0	0	0
TIM CONBOY	28	0	1	1	37	0	0	0
JAKUB PETRUZALEK*	2	0	1	1	0	0	0	0
CAM WARD	68	0	1	1	4	0	0	0
BRETT CARSON*	5	0	0	0	4	0	0	0
CASEY BORER*	3	0	0	0	5	0	0	0
ZACH BOYCHUK*	2	0	0	0	0	0	0	0
MICHAEL LEIGHTON	19	0	0	0	4	0	0	0

GOALTENDING

PLAYER	GP	MINS	GA	GAA	SO	W-L-OT
CAM WARD	68	3928	160	2.44	6	39-23-5
MICHAEL LEIGHTON	19	1029	50	2.92	0	6-7-2

SEASON HIGHLIGHTS

- Paul Maurice is named head coach and Ron Francis is named associate head coach; Peter Laviolette relieved of his head coaching duties – December 3, 2008.

- The Hurricanes score a 9-3 win at TB, marking the most goals in a game for the team since relocating to North Carolina. Eric Staal scores four goals, marking the first time a player had scored four goals in a game since relocation, and the third time the feat was accomplished in franchise history. Staal's six points set a Hurricanes record and tie the franchise record for points in a game – March 7, 2009.

- Cam Ward earns his 39th win of the season in Carolina's 9-0 rout of the NY Islanders. For Ward, the win breaks Martin Gerber's franchise record of 38 wins in a season. For the Hurricanes, it marks their 45th win of the regular season - the second-best wins total in franchise history – April 7, 2009.

- The Hurricanes' franchise-record 12-game home winning streak is snapped. The 12-game home winning streak shatters the previous record of nine games – April 9, 2009.

- "The Shock at the Rock" – Trailing 3-2 with 1:20 remaining in regulation, Jussi Jokinen scores the tying goal in Game 7 of the Eastern Conference Quarterfinals at New Jersey's Prudential Center. Eric Staal then beats Martin Brodeur with 32 seconds remaining, and the Hurricanes advance to the second round – April 28, 2009.

- Scott Walker beats Tim Thomas 18:46 into overtime of Game 7 of the Eastern Conference Semifinals at TD Banknorth Garden to give the Hurricanes a 3-2 win. Carolina becomes just the fourth team to advance to the Eastern Conference Finals three times in the first decade of the 2000s, joining NJ, PHI and PIT in that group.

2007-08 IN REVIEW

CLOSING GAME ROSTER vs. Florida Panthers (home 4/7/07)

2 Glen Wesley	D	12 Eric Staal	C	24 Scott Walker	RW	44 Patrick Eaves (injured)	RW
4 Dennis Seidenberg	D	13 Ray Whitney	LW	26 Erik Cole	LW	45 David Tanabe (injured)	D
5 Frantisek Kaberle	D	14 Sergei Samsonov	LW	28 Andrew Hutchinson	D	47 John Grahame	G
6 Bret Hedican	D	15 Tuomo Ruutu	LW	30 Cam Ward	G	51 Jeff Hamilton (scratch)	F
7 Niclas Wallin	D	17 Rod Brind'Amour (injured)	C	37 Keith Aucoin	RW	59 Chad LaRose	RW
8 Matt Cullen	C	18 Ryan Bayda	LW	38 Tim Conboy (scratch)	D	77 Joe Corvo	D
11 Justin Williams (injured)	RW	19 Trevor Letowski	RW	42 Tim Gleason	D		

FINAL SOUTHEAST DIVISION STANDINGS

	GP	W	L	OT	GF	GA	PTS
WASHINGTON	82	43	31	8	242	231	94
CAROLINA*	82	43	33	6	252	249	92
FLORIDA	82	38	35	9	216	226	85
ATLANTA	82	34	40	8	216	272	76
TAMPA BAY	82	31	42	9	223	267	71

*Did not make playoffs.

COMPLETE RESULTS (*Overtime **Shootout)

DATE	W/L	SCORE	OPP.	DATE	W/L	SCORE	OPP.
10/3	OT	2-3*	MTL	1/2	OT	4-5*	ATL
10/5	W	4-1	PIT	1/4	W	4-3	at ATL
10/6	L	0-2	at WSH	1/5	L	0-1	at STL
10/9	W	7-1	at TOR	1/8	W	1-0	at BOS
10/11	W	5-3	at OTT	1/10	L	1-4	NJ
10/13	W	3-1	at MTL	1/12	L	4-5	COL
10/19	OT	3-4**	at PIT	1/15	L	4-5	at TOR
10/20	OT	2-3*	at PHI	1/17	L	1-5	at OTT
10/22	W	3-1	VAN	1/18	W	7-2	EDM
10/24	W	6-2	BUF	1/21	W	3-2*	at NYI
10/26	L	4-7	MTL	1/22	L	3-6	NYI
10/27	W	8-3	at NYI	1/29	W	3-1	NYR
10/31	L	2-4	at FLA	1/31	W	3-2*	TOR
11/3	W	4-2	FLA	2/2	L	1-4	at PIT
11/5	W	5-0	WSH	2/5	L	0-1	at NSH
11/8	L	1-5	TB	2/8	W	2-1	at WSH
11/10	W	5-3	at ATL	2/9	L	1-6	at NJ
11/12	W	4-3	at FLA	2/12	W	3-2	at BOS
11/14	L	1-6	at TB	2/14	W	4-2	PIT
11/16	L	0-3	ATL	2/16	W	5-4	FLA
11/17	W	2-1	FLA	2/18	L	1-5	at NJ
11/21	L	3-6	PHI	2/19	OT	2-3**	BOS
11/23	W	4-3	TB	2/21	W	5-3	ATL
11/24	L	2-5	at WSH	2/23	W	6-3	WSH
11/28	L	1-3	PHI	2/26	W	2-1*	NJ
11/30	W	4-3	WSH	2/28	L	2-4	NYR
12/1	L	1-8	at BUF	3/1	W	5-1	TB
12/3	W	4-0	at NYR	3/5	W	6-3	at ATL
12/6	L	1-2	at TB	3/6	W	3-2	MIN
12/8	W	5-1	at MTL	3/8	W	4-3*	BUF
12/9	L	2-5	at DET	3/12	W	3-0	at CHI
12/12	L	0-6	OTT	3/14	L	1-7	at BUF
12/14	L	3-4	CGY	3/16	W	5-1	OTT
12/15	W	6-5**	at PHI	3/19	W	5-3	at ATL
12/18	W	3-2*	TOR	3/20	W	2-1**	at FLA
12/20	L	4-5	at FLA	3/25	OT	2-3**	WSH
12/22	W	4-1	at TB	3/28	W	7-1	ATL
12/26	L	2-4	at NYR	3/29	L	1-2	at TB
12/28	W	4-3	BOS	4/1	L	1-4	at WSH
12/29	L	1-4	at CBJ	4/2	W	6-2	TB
12/31	L	1-4	NYI	4/4	L	3-4	FLA

MAJOR TRADES

- 01/08/08** – Claimed forward Sergei Samsonov on re-entry waivers from Chicago.
- 01/17/08** – Traded forward Craig Adams to Chicago for future considerations.
- 01/31/08** – Acquired forward Joe Jensen from Pittsburgh in exchange for forward David Gove.
- 02/11/08** – Acquired defenseman Joe Corvo and forward Patrick Eaves from Ottawa in exchange for defenseman Mike Commodore and forward Cory Stillman.
- 02/26/08** – Acquired forward Tuomo Ruutu from Chicago in exchange for forward Andrew Ladd.

FINAL STATISTICS (Hurricanes games only)

PLAYER	GP	SCORING (*Rookies)				PIM	PP	SH	GW
		G	A	PTS					
ERIC STAAL	82	38	44	82	50	14	0	7	
RAY WHITNEY	66	25	36	61	30	6	0	4	
ERIK COLE	73	22	29	51	76	10	0	4	
ROD BRIND'AMOUR	59	19	32	51	38	6	0	4	
MATT CULLEN	59	13	36	49	32	8	0	1	
CORY STILLMAN	55	21	25	46	14	10	0	6	
SERGEI SAMSONOV	38	14	18	32	10	3	0	2	
SCOTT WALKER	58	14	18	32	115	4	2	4	
JUSTIN WILLIAMS	37	9	21	30	43	2	0	0	
JEFF HAMILTON	58	9	15	24	10	7	0	1	
CHAD LAROSE	58	11	12	23	46	0	1	2	
FRANTISEK KABERLE	80	0	22	22	30	0	0	0	
JOSEPH CORVO	23	7	14	21	8	5	0	2	
TIM GLEASON	80	3	16	19	84	0	0	0	
ANDREW LADD	43	9	9	18	31	0	0	1	
TREVOR LETOWSKI	75	9	9	18	30	0	1	1	
BRET HEDICAN	66	2	15	17	70	0	0	0	
DENNIS SEIDENBERG	47	0	15	15	18	0	0	0	
KEITH AUCOIN	38	5	8	13	10	0	0	0	
MIKE COMMODORE	41	3	9	12	74	0	0	0	
TUOMO RUUTU	17	4	7	11	16	3	0	0	
NICLAS WALLIN	66	2	6	8	54	0	0	0	
GLEN WESLEY	78	1	7	8	52	0	0	1	
RYAN BAYDA	31	3	3	6	28	0	0	0	
CRAIG ADAMS	40	2	3	5	34	0	0	0	
PATRICK EAVES	11	1	4	5	4	1	0	0	
TIM CONBOY*	19	0	5	5	60	0	0	0	
CASEY BORER*	11	1	2	3	4	0	0	0	
DAVID TANABE	18	1	2	3	8	0	0	0	
WADE BROOKBANK	32	1	1	2	76	0	0	0	
JOE JENSEN*	6	1	0	1	2	0	0	1	
BRANDON NOLAN*	6	0	1	1	0	0	0	0	
JOHN GRAHAME	17	0	1	1	4	0	0	0	
CAM WARD	69	0	1	1	4	0	0	0	
JOEY MORMINA*	1	0	0	0	0	0	0	0	
MICHAEL LEIGHTON	3	0	0	0	0	0	0	0	

GOALTENDING

PLAYER	GP	MINS	GA	GAA	SO	W-L-OT
MICHAEL LEIGHTON	3	158	7	2.66	0	1-1-0
CAM WARD	69	3930	180	2.75	4	37-25-5
JOHN GRAHAME	17	848	53	3.75	0	5-7-1

SEASON HIGHLIGHTS

- Forward Eric Staal becomes the sixth-fastest player in franchise history (268 games) to score 100 goals when he beats Johan Holmqvist in a 4-3 win vs. TB – November 23, 2007.
- Eric Staal represents the Eastern Conference at the NHL All-Star Game in Atlanta. Staal is named the Game's Most Valuable Player with two goals and an assist on Marc Savard's game-winner, helping the Eastern Conference to an 8-7 win. It marks the first All-Star Game MVP for a player in franchise history – January 27, 2008.
- Defenseman Glen Wesley passes Tim Horton (1,446) on the NHL's all-time games played list for defensemen – March 12, 2008.
- Glen Wesley announces his retirement as a player and is named director of defenseman development. President/General Manager Jim Rutherford announces that Wesley's No. 2 jersey would be retired to the RBC Center rafters – June 5, 2008.

CLOSING GAME ROSTER vs. Florida Panthers (home 4/7/07)

2 Glen Wesley	D	12 Eric Staal	C	26 Erik Cole	LW	59 Chad LaRose	RW
4 Dennis Seidenberg	D	13 Ray Whitney	LW	27 Craig Adams	RW	61 Cory Stillman	LW
5 Frantisek Kaberle	D	16 Andrew Ladd	LW	28 Andrew Hutchinson	D	63 Josef Vasicek	C
6 Bret Hedican (injured)	D	17 Rod Brind'Amour	C	30 Cam Ward	G	77 Anson Carter (scratch)	RW
7 Niclas Wallin	D	19 Trevor Letowski	RW	45 David Tanabe	D		
8 Tim Gleason (injured)	C	22 Mike Commodore	D	47 John Grahame	G		
11 Justin Williams	RW	24 Scott Walker	RW	48 Anton Babchuk (scratch)	D		

FINAL SOUTHEAST DIVISION STANDINGS

	GP	W	L	OT	GF	GA	PTS
ATLANTA	82	43	28	11	246	245	97
TAMPA BAY	82	44	33	5	253	261	93
CAROLINA*	82	40	34	8	241	253	88
FLORIDA	82	35	31	16	247	257	86
WASHINGTON	82	28	40	14	235	286	70

*Did not make playoffs.

COMPLETE RESULTS (*Overtime **Shootout)

DATE	W/L	SCORE	OPP.	DATE	W/L	SCORE	OPP.
10/4	OT	2-3**	BUF	1/2	L	0-3	PIT
10/6	L	0-4	NJ	1/4	L	0-2	PHX
10/7	L	2-5	at WSH	1/6	W	4-2	NYI
10/11	L	3-6	at FLA	1/9	W	4-1	at TOR
10/13	W	4-3	at ATL	1/11	W	6-4	FLA
10/14	W	5-1	at PIT	1/13	OT	3-4**	ATL
10/16	W	5-1	at TB	1/16	W	3-2*	at FLA
10/20	L	4-5	at BUF	1/18	L	2-5	WSH
10/21	OT	3-4*	at NYI	1/20	OT	5-6**	TB
10/25	W	5-4*	ATL	1/26	W	6-2	WSH
10/26	L	1-5	at TB	1/27	L	3-7	at WSH
10/28	W	6-4	TB	1/30	L	1-4	TOR
11/1	W	5-2	at ATL	2/1	L	0-4	TB
11/2	L	0-4	MTL	2/3	OT	3-4*	BOS
11/4	W	3-2	at OTT	2/6	W	2-1	at MTL
11/7	OT	2-3**	at NJ	2/8	W	5-2	at BOS
11/9	W	5-0	WSH	2/10	L	4-5	at MIN
11/11	W	6-2	PIT	2/13	W	2-1	LA
11/13	L	4-7	BUF	2/15	L	1-4	NYR
11/15	W	2-1	NYR	2/17	W	5-3	at MTL
11/17	W	4-1	at WSH	2/20	L	1-3	ATL
11/18	W	5-4	DAL	2/22	W	3-2*	PHI
11/21	L	0-4	at NYR	2/24	W	4-1	at ATL
11/22	L	2-4	at NYI	2/27	L	2-4	OTT
11/24	W	5-1	at BOS	2/28	L	0-2	at OTT
11/28	L	1-4	OTT	3/2	W	3-2	PIT
11/30	W	4-2	MTL	3/4	L	1-3	at ATL
12/2	W	5-2	BOS	3/9	W	3-0	at WSH
12/5	L	0-3	at CGY	3/11	L	1-2**	at NYR
12/6	L	1-3	at EDM	3/13	W	3-1	FLA
12/8	OT	3-4*	at VAN	3/15	L	2-3	NJ
12/11	L	2-5	at COL	3/17	W	7-2	at NJ
12/15	L	3-4	TOR	3/22	W	4-3	WSH
12/16	W	3-2	at TB	3/24	W	6-4	SJ
12/19	W	2-1	at PHI	3/27	L	1-6	at TOR
12/22	W	5-1	NYI	3/28	L	1-5	at PHI
12/23	W	3-2*	at FLA	3/30	L	2-4	TB
12/26	W	4-2	FLA	4/1	W	4-3*	at FLA
12/28	L	1-4	at BUF	4/3	L	2-3	at TB
12/29	W	4-2	ANA	4/6	L	1-4	ATL
12/31	L	2-5	PHI	4/7	W	5-4*	FLA

MAJOR TRADES

09/29/06 – Acquired forward Eric Belanger and defenseman Tim Gleason from LA in exchange for the rights to defenseman Jack Johnson and defenseman Oleg Tverdovsky.

01/08/07 – Acquired defenseman Dennis Seidenberg from PHX in exchange for forward Kevyn Adams.

02/09/07 – Acquired forward Josef Vasicek from NSH in exchange for forward Eric Belanger.

02/23/07 – Acquired forward Anson Carter from CBJ in exchange for a 2008 fifth-round draft pick.

FINAL STATISTICS (Hurricanes games only)

PLAYER	SCORING							
	GP	G	A	PTS	PIM	PP	SH	GW
RAY WHITNEY	81	32	51	83	46	6	0	6
ROD BRIND'AMOUR	78	26	56	82	46	9	2	5
ERIC STAAL	82	30	40	70	68	12	1	1
JUSTIN WILLIAMS	82	33	34	67	73	12	2	8
ERIK COLE	71	29	32	61	76	9	0	4
SCOTT WALKER	81	21	30	51	45	6	0	6
MIKE COMMODORE	82	7	22	29	113	0	2	1
CORY STILLMAN	43	5	22	27	24	1	0	0
ANDREW LADD	65	11	10	21	46	2	0	3
ERIC BELANGER	56	8	12	20	14	3	0	1
CHAD LAROSE	80	6	12	18	10	0	2	0
DAVID TANABE	60	5	12	17	44	2	0	0
CRAIG ADAMS	82	7	7	14	54	0	1	1
ANDREW HUTCHINSON	41	3	11	14	30	2	0	0
ANTON BABCHUK	52	2	12	14	30	0	0	2
GLEN WESLEY	68	1	12	13	56	0	1	1
NICLAS WALLIN	67	2	8	10	48	0	0	0
BRET HEDICAN	50	0	10	10	36	0	0	0
JOSEF VASICEK	25	2	7	9	22	0	0	0
FRANTISEK KABERLE	27	2	6	8	20	1	0	1
TREVOR LETOWSKI	61	2	6	8	18	0	0	0
TIM GLEASON	57	2	4	6	57	1	0	0
DENNIS SEIDENBERG	20	1	5	6	2	0	0	0
KEVYN ADAMS	35	2	2	4	17	0	1	0
JOHN GRAHAME	28	0	3	3	2	0	0	0
RYAN BAYDA	9	1	1	2	2	0	0	0
KEITH AUCCOIN	8	0	1	1	0	0	0	0
ANSON CARTER	10	1	0	1	2	1	0	0
CAM WARD	60	0	1	1	6	0	0	0
DAVID GOVE	1	0	0	0	0	0	0	0

GOALTENDING

PLAYER	GP	MINS	GA	GAA	SO	W-L-OT
JOHN GRAHAME	28	1515	72	2.85	0	10-13-2
CAM WARD	60	3422	167	2.93	2	30-21-6

SEASON HIGHLIGHTS

- The Hurricanes open the season against their 2006 Eastern Conference Finals opponent, Buffalo, and raise their 2006 Stanley Cup Champions banner to the RBC Center's rafters in front of an overflow crowd of 18,840 – October 4, 2006.
- Hurricanes goaltender Cam Ward records his first NHL regular-season shutout as Carolina scores a 5-0 win vs. Washington – November 9, 2006.
- Hurricanes forwards Eric Staal and Justin Williams represent the Eastern Conference at the NHL All-Star Game in Dallas, each notching a goal. It marks the first time since 1999 that two members of the Hurricanes have gone to an All-Star Game – January 24, 2007.
- Ray Whitney sets a franchise record scoring three even-strength goals in a 1:40 span in the second period of Carolina's 5-2 win at Boston. The feat marks the fastest three even-strength goals in the NHL since Bill Mosenko scored three times in :21 in his Blackhawks' 7-6 win at NY Rangers, March 23, 1952 – February 8, 2007.
- Hurricanes establish a new single-season attendance record of more than 650,000 fans when they host an overflow crowd of 18,763 against San Jose. Carolina finishes the season having hosted 712,861 fans in its 41 home games, an average of 17,387 fans per game and 93.3% of the RBC Center's capacity – March 24, 2007.
- Rod Brind'Amour wins the Frank J. Selke Trophy at the NHL Awards in Toronto – June 14, 2007.

2005-06 IN REVIEW

CLOSING GAME ROSTER vs. Buffalo Sabres (home 4/18/06)

2 Glen Wesley	D	12 Eric Staal	C	24 Andrew Hutchinson (scratch)	D	59 Chad LaRose	RW
4 Aaron Ward	D	13 Ray Whitney (injured)	LW	26 Erik Cole (injured)	LW	61 Cory Stillman	LW
5 Frantisek Kaberle	D	14 Kevyn Adams	C	27 Craig Adams	RW	63 Josef Vasicek	C
6 Bret Hedican	D	16 Andrew Ladd (scratch)	LW	29 Martin Gerber	G	70 Oleg Tverdovsky	D
7 Niclas Wallin	D	17 Rod Brind'Amour	C	30 Cam Ward	G		
8 Matt Cullen	C	18 Mark Recchi	RW	39 Doug Weight	C		
11 Justin Williams	RW	22 Mike Commodore	D	48 Anton Babchuk (scratch)	D		

FINAL SOUTHEAST DIVISION STANDINGS

	GP	W	L	OT	GF	GA	PTS
CAROLINA*	82	52	22	8	294	260	112
TAMPA BAY	82	43	33	6	252	260	92
ATLANTA	82	41	33	8	281	275	90
FLORIDA	82	37	34	11	240	257	85
WASHINGTON	82	29	41	12	237	306	70

*Def. Montreal in Eastern Conference Quarterfinals, 4-2; Def. New Jersey in Eastern Conference Semifinals, 4-1; Def. Buffalo in Eastern Conference Finals, 4-3; Def. Edmonton in Stanley Cup Final 4-3.

COMPLETE RESULTS (*Overtime **Shootout)

DATE	W/L	SCORE	OPP.	DATE	W/L	SCORE	OPP.
10/5	L	2-5	at TB	1/10	W	3-2	DET
10/7	W	3-2**	PIT	1/13	W	5-4*	NSH
10/8	L	2-3	at NYI	1/15	W	4-2	STL
10/12	W	7-2	WSH	1/17	W	4-3**	at PHI
10/15	W	6-1	at NJ	1/19	W	4-3	NYI
10/20	OT	4-5*	at TOR	1/21	L	2-5	at WSH
10/22	W	4-0	at WSH	1/23	W	7-3	MTL
10/24	W	3-2	OTT	1/25	W	4-3**	at FLA
10/26	W	4-3*	BOS	1/26	W	5-1	at ATL
10/28	W	8-6	PHI	1/28	W	4-1	ATL
10/29	W	5-3	at PIT	1/31	W	8-2	at MTL
11/3	W	4-3	TOR	2/3	L	0-3	at NJ
11/5	W	2-0	FLA	2/5	W	4-3**	at BOS
11/9	W	5-3	at BUF	2/9	L	3-5	at TB
11/11	W	1-0	at FLA	2/10	L	3-4	PIT
11/12	L	0-9	ATL	2/12	W	4-3**	BUF
11/15	W	2-1	at OTT	3/1	W	4-3	BOS
11/17	W	5-1	NYR	3/3	W	5-2	FLA
11/19	L	3-4	at NYR	3/4	W	7-5	at PIT
11/20	L	2-5	TB	3/6	W	2-1	at NYR
11/22	L	3-5	OTT	3/8	OT	2-3**	at PHI
11/25	W	4-3**	TOR	3/10	L	3-5	at FLA
11/27	L	2-5	ATL	3/11	OT	3-4*	at FLA
11/29	W	4-3*	at ATL	3/14	W	5-3	NYR
12/2	OT	4-5**	at DAL	3/16	W	5-1	at MTL
12/3	L	4-8	at PHX	3/18	L	2-4	at BOS
12/6	W	6-2	at ANA	3/21	L	2-3	at TOR
12/8	W	3-2	at LA	3/22	W	4-3	at BUF
12/10	L	3-4	at SJ	3/25	L	1-3	WSH
12/13	W	5-3	CHI	3/27	W	2-1	TB
12/15	W	2-1	CBJ	3/29	L	1-5	WSH
12/17	W	4-1	NJ	3/31	W	3-2	FLA
12/20	W	6-4	TB	4/1	L	2-5	at ATL
12/23	W	4-3	FLA	4/3	W	6-5*	WSH
12/26	OT	4-5*	at TB	4/5	W	4-3**	at WSH
12/28	L	2-6	at OTT	4/7	W	4-3	at WSH
12/29	OT	3-4*	PHI	4/8	L	2-5	at ATL
12/31	W	5-3	MTL	4/11	OT	3-4*	NJ
1/4	W	4-3	ATL	4/14	W	5-4**	TB
1/6	W	4-1	NYI	4/15	OT	2-3*	at TB
1/7	W	3-0	at NYI	4/18	L	0-4	BUF

MAJOR TRADES

- 07/29/05** – Acquired defenseman Mike Commodore from CGY in exchange for a third-round pick in 2005.
- 01/20/06** – Acquired defenseman Anton Babchuk and a fourth-round pick in 2007 from CHI in exchange for defenseman Danny Richmond and a fourth-round pick in 2006.
- 01/30/06** – Acquired forward Doug Weight and defenseman Erkki Rajamaki from STL in exchange for forwards Jesse Boulerice, Mike Zigomanis and Magnus Kahnberg, CAR's first-round pick in 2006, TOR's fourth-round pick in 2006 and CHI's fourth-round pick in 2007.
- 03/09/06** – Acquired forward Mark Recchi from PIT in exchange for forwards Niklas Nordgren, Krystofer Kolanos and Carolina's second-round pick in 2007.

FINAL STATISTICS (Hurricanes)

PLAYER	GP	G	A	PTS	PIM	PP	SH	GW	SCORING (*Rookies)	
									GP	G
ERIC STAAL	82	45	55	100	81	19	4	4		
JUSTIN WILLIAMS	82	31	45	76	60	8	4	4		
CORY STILLMAN	72	21	55	76	32	10	0	3		
ROD BRIND'AMOUR	78	31	39	70	68	19	2	5		
ERIK COLE	60	30	29	59	54	3	3	8		
RAY WHITNEY	63	17	38	55	42	12	0	2		
MATT CULLEN	78	25	24	49	40	8	0	5		
FRANTISEK KABERLE	77	6	38	44	46	1	0	3		
BRET HEDICAN	74	5	22	27	58	2	1	1		
AARON WARD	71	6	19	25	62	0	0	1		
KEVYN ADAMS	82	15	8	23	36	0	2	2		
OLEG TVERDOVSKY	72	3	20	23	37	0	0	0		
CRAIG ADAMS	67	10	11	21	51	1	1	2		
DOUG WEIGHT	23	4	9	13	25	2	0	0		
MIKE COMMODORE	72	3	10	13	138	0	0	2		
CHAD LAROSE*	49	1	12	13	35	0	0	1		
ANDREW LADD*	29	6	5	11	4	3	0	0		
ANDREW HUTCHINSON*	36	3	8	11	18	2	0	0		
GLEN WESLEY	64	2	8	10	46	0	0	0		
JOSEF VASICEK	23	4	5	9	8	0	0	0		
NICLAS WALLIN	50	4	4	8	42	0	0	0		
MARK RECCHI	20	4	3	7	12	2	0	1		
NIKLAS NORDGREN	43	4	2	6	30	0	0	0		
ANTON BABCHUK*	22	3	2	5	6	2	0	0		
RADIM VRBATA	16	2	3	5	6	1	0	0		
CAM WARD*	28	0	2	2	0	0	0	0		
MARTIN GERBER	60	0	2	2	4	0	0	0		
MIKE ZIGOMANIS	21	1	0	1	4	0	0	0		
DAVID GOVE	1	0	1	1	0	0	0	0		
KEITH AUCOIN	7	0	1	1	4	0	0	0		
DANNY RICHMOND	10	0	1	1	7	0	0	0		
JESSE BOULERICE	26	0	0	0	51	0	0	0		

GOALTENDING

PLAYER	GP	MIN	GA	GAA	SO	W-L-OT
MARTIN GERBER	60	3493	162	2.78	3	38-14-6
CAM WARD	28	1484	91	3.68	0	14-8-2

SEASON HIGHLIGHTS

- NHL Board of Governors ratifies new six-year Collective Bargaining Agreement with the NHL Players' Association – July 22, 2005.
- Carolina wins its ninth straight game, marking the second nine-game win streak of the season and in franchise history. Carolina becomes just the fifth team in NHL history to post two win streaks of nine games or more in a single season – January 19, 2006.
- Hurricanes win 8-2 at Montreal for their 13th win in January and become the seventh team in NHL history to win 13 games in a month – January 31, 2006.
- Hurricanes clinch their third Southeast Division title with a 3-2 win against Florida. Carolina would go on to a 55-22-8 record, finishing second in the Eastern Conference and setting franchise highs for wins and points (112) in a season – March 31, 2006.
- Cory Stillman scores 1:19 into overtime at Montreal to advance Carolina into the Eastern Conference Semifinals – May 2, 2006.
- Cam Ward earns his first NHL shutout as Carolina wins 6-0 in Game 1 of the Eastern Conference Semifinals. Hurricanes would go on to win series 4-1 – May 5, 2006.
- Carolina defeats Buffalo 4-2 in Game 7 of the Eastern Conference Finals to advance to its second Stanley Cup Final – June 1, 2006.
- Justin Williams' empty-net goal with 1:01 remaining secures the Hurricanes' 3-1 win in Game 7 of the Stanley Cup Final against Edmonton and gives the franchise its first Stanley Cup championship – June 19, 2006.

CLOSING GAME ROSTER vs. Florida Panthers (away 4/4/04)

1 Arturs Irbe	G	15 Marty Murray	C	25 Bruno St. Jacques	D	62 Jaroslav Svoboda	LW
2 Glen Wesley	D	14 Kevyn Adams	C	26 Erik Cole	LW	63 Josef Vasicek	C
4 Aaron Ward	D	17 Rod Brind'Amour	C	27 Craig Adams	RW	80 Kevin Weekes	G
6 Bret Hedican	D	18 Mike Zigomanis	C	36 Jesse Boulerice	RW	92 Jeff O'Neill	C
7 Niclas Wallin	D	19 Radim Vrbata	RW	38 Allan Rourke	D		
11 Justin Williams	RW	22 Sean Hill	D	47 Brad Fast	D		
12 Eric Staal	C	23 Pavel Brendl	RW	52 Damian Surma	C		

FINAL SOUTHEAST DIVISION STANDINGS

	GP	W	L	T	OTL	GF	GA	PTS
TAMPA BAY	82	46	22	8	6	245	192	106
ATLANTA	82	33	37	8	4	214	243	78
CAROLINA*	82	28	34	14	6	172	209	76
FLORIDA	82	28	35	15	4	188	221	75
WASHINGTON	82	23	46	10	3	186	253	59

*Did not make playoffs.

FINAL STATISTICS (Hurricanes games only)

PLAYER	SCORING (*Rookies)										
	GP	G	A	PTS	PIM	PP	SH	GW	GT		
JOSEF VASICEK	82	19	26	45	60	6	0	5	0		
ERIK COLE	80	18	24	42	93	2	2	3	1		
SEAN HILL	80	13	26	39	84	6	0	1	0		
ROD BRIND'AMOUR	78	12	26	38	28	1	0	1	0		
JEFF O'NEILL	67	14	20	34	60	7	0	4	0		
ERIC STAAL*	81	11	20	31	40	2	1	3	0		
RON FRANCIS	68	10	20	30	14	5	0	1	2		
RADIM VRBATA	80	12	13	25	24	4	0	2	0		
BRET HEDICAN	81	7	17	24	64	2	0	3	0		
KEVYN ADAMS	73	10	12	22	43	0	5	1	0		
JUSTIN WILLIAMS	35	5	13	18	32	1	0	0	0		
CRAIG ADAMS	80	7	10	17	69	0	1	0	0		
DANNY MARKOV	44	4	10	14	37	2	0	1	0		
MARTY MURRAY	66	5	7	12	8	0	0	0	1		
NICLAS WALLIN	57	3	7	10	51	0	0	0	1		
PAVEL BRENDL	18	5	3	8	8	1	0	1	1		
AARON WARD	49	3	5	8	37	2	0	0	0		
JESSE BOULERICE	76	6	1	7	127	0	0	0	1		
RYAN BAYDA*	44	3	3	6	22	0	0	1	0		
GLEN WESLEY	74	0	6	6	32	0	0	0	0		
BO BOUGHNER	43	0	5	5	80	0	0	0	0		
JAROSLAV SVOBODA	33	3	1	4	6	0	0	1	0		
ALLAN ROURKE*	25	1	2	3	22	0	0	0	0		
MIKE ZIGOMANIS*	17	0	3	3	2	0	0	0	0		
BRUNO ST. JACQUES	35	0	2	2	31	0	0	0	0		
BRAD FAST*	1	1	0	1	0	0	0	0	1		
DAMIAN SURMA*	1	0	1	1	0	0	0	0	0		
JOEY TETARENKO	2	0	0	0	0	0	0	0	0		
BRETT LYSAK*	2	0	0	0	2	0	0	0	0		
TOMAS MALEC	2	0	0	0	2	0	0	0	0		
TOMAS KURKA*	3	0	0	0	0	0	0	0	0		
ARTURS IRBE	10	0	0	0	2	0	0	0	0		
JAMIE STORR	14	0	0	0	0	0	0	0	0		
KEVIN WEEKES	66	0	0	0	6	0	0	0	0		

GOALTENDING

PLAYER	GP	MINS	GA	GAA	SO	W-L-T
KEVIN WEEKES	51	3765	146	2.33	6	23-30-11
ARTURS IRBE	10	564	23	2.45	0	5-2-1
JAMIE STORR	14	660	32	2.91	0	0-8-2

SEASON HIGHLIGHTS

- The Hurricanes name Peter Laviolette as the franchise's 11th head coach. Kevin McCarthy is retained as an assistant coach and former Carolina player Jeff Daniels is also named an assistant coach. Paul Maurice, Randy Ladouceur and Don Edwards are relieved of their coaching duties – December 15, 2003.
- Kevyn Adams breaks the franchise record for shorthanded goals in a season (5) – March 5, 2004.
- The Hurricanes host the NHL Entry Draft at the RBC Center, drawing 15,672 fans for day one—the largest draft crowd in over a decade. Carolina trades the eighth overall pick and a second-round pick for the fourth overall selection, taking top-rated North American skater Andrew Ladd – June 26-27, 2004.
- NHL Commissioner Gary Bettman confirms that NHL teams will not play until the Collective Bargaining Agreement is replaced, delaying the 2004-05 season (officially canceled on February 16, 2005) – September 15, 2004.

COMPLETE RESULTS (*Overtime)

DATE	W/L	SCORE	OPP.	DATE	W/L	SCORE	OPP.
10/9	L	1-3	at FLA	1/9	L	1-4	at WSH
10/11	L	1-2	NJ	1/11	T	2-2*	OTT
10/13	T	2-2*	FLA	1/15	L	4-5	at TB
10/18	T	2-2*	at NYR	1/16	W	4-3	at ATL
10/22	T	1-1*	at PIT	1/18	L	2-5	ATL
10/23	W	2-0	at BOS	1/20	L	1-3	OTT
10/25	T	4-4*	at PHI	1/21	W	2-1	at NJ
10/28	W	3-0	SJ	1/23	L	2-3	NYI
10/30	L	1-4	at NYR	1/25	L	2-4	BUF
11/1	L	3-4	at TB	1/27	W	2-0	at TOR
11/2	L	1-2	TOR	1/29	L	3-5	WSH
11/6	W	6-3	NYR	1/31	T	4-4*	at DET
11/8	W	3-2*	LA	2/3	L	1-3	at COL
11/9	T	1-1*	TB	2/4	L	2-3	at ANA
11/12	L	1-7	at WSH	2/12	T	3-3*	WSH
11/13	W	5-1	ATL	2/14	L	1-4	at NJ
11/15	L	1-2	WSH	2/16	W	3-1	FLA
11/18	T	2-2*	PHI	2/19	OTL	1-2*	TOR
11/20	L	6-1	at OTT	2/21	T	3-3*	BOS
11/21	L	0-5	at BUF	2/23	W	2-1	at TOR
11/23	T	0-0*	TB	2/25	W	2-1	at WSH
11/26	W	2-0	at NYI	2/28	OTL	0-1	at MTL
11/28	L	2-4	at PHI	2/29	T	3-3	at MIN
11/29	W	4-3	PIT	3/2	L	0-3	CBJ
12/3	OTL	1-2*	NSH	3/5	W	3-2*	at ATL
12/5	T	1-1*	MTL	3/6	L	1-4	NJ
12/6	L	1-3	at MTL	3/8	W	4-1	at CBJ
12/9	W	3-2	at EDM	3/10	L	2-4	TB
12/11	L	1-0	at CGY	3/12	W	4-2	ATL
12/14	OTL	1-2*	at VAN	3/13	W	5-1	at TB
12/18	W	2-1*	PIT	3/15	OTL	0-1*	at ATL
12/20	W	2-1	at BOS	3/17	W	3-2	at CHI
12/22	L	1-3	DAL	3/19	OTL	3-4*	at PIT
12/26	L	1-3	at BUF	3/20	W	3-2*	at OTT
12/27	W	2-1*	MTL	3/23	L	2-4	PHI
12/29	W	2-1	BUF	3/25	W	3-2	FLA
12/31	L	1-3	ANA	3/27	W	3-2	at NYI
1/2	L	1-4	DET	3/29	L	1-3	at FLA
1/4	L	0-3	PHX	3/30	L	2-3	BOS
1/6	W	2-0	STL	4/2	L	4-6	NYI
1/8	W	3-2	NYR	4/4	T	6-6*	at FLA

MAJOR TRADES

- 01/20/04** – Acquired forward Justin Williams from PHI in exchange for defenseman Danny Markov.
- 02/20/04** – Acquired defenseman Chris Behan and WSH's third-round pick in 2004 from COL in exchange for defenseman Bob Boughner.
- 03/09/04** – Traded forward Ron Francis to TOR for a fourth-round draft pick in 2005.
- 06/16/04** – Traded goaltender Arturs Irbe to CBJ in exchange for future considerations.
- 06/18/04** – Acquired goaltender Martin Gerber from ANA in exchange for defenseman Tomas Malec and a third-round pick in the 2004 Entry Draft.

2002-03 IN REVIEW

CLOSING GAME ROSTER vs. NY Islanders (home 4/6/03)

1 Arturs Irbe	G	17 Rod Brind'Amour	C	30 Patrick DesRochers	G	62 Jaroslav Svoboda	LW
4 Aaron Ward	D	19 Radim Vrbata	RW	36 Jesse Boulerice	RW	63 Josef Vasicsek	C
6 Bret Hedican	D	20 Jan Hlavac	LW	37 Tomas Kurka	LW	71 Tomas Malec	D
7 Niclas Wallin	D	21 David Tanabe	D	39 Brad DeFauw	LW	80 Kevin Weekes	G
10 Ron Francis	C	22 Sean Hill	D	42 Jeff Heerema	RW	92 Jeff O'Neill	C
11 Jeff Daniels	LW	25 Bruno St. Jacques	D	46 Mike Zigomanis	C		
12 Craig MacDonald	C	26 Erik Cole	LW	47 Ryan Bayda	LW		
14 Kevyn Adams	C	27 Craig Adams	RW	55 Pavel Brendl	RW		

FINAL SOUTHEAST DIVISION STANDINGS

	GP	W	L	T	OTL	GF	GA	PTS
TAMPA BAY	82	36	25	16	5	219	210	93
WASHINGTON	82	39	29	8	6	224	220	92
ATLANTA	82	31	39	7	5	226	284	74
FLORIDA	82	24	36	13	9	176	237	70
CAROLINA*	82	22	43	11	6	171	240	61

*Did not make playoffs.

COMPLETE RESULTS (*Overtime)

DATE	W/L	SCORE	OPP.	DATE	W/L	SCORE	OPP.
10/9	L	1-4	NYR	1/8	L	1-5	at NYR
10/11	W	5-3	ATL	1/10	L	1-4	WSH
10/12	L	1-5	at TB	1/12	OTL	2-3*	COL
10/15	OTL	1-2*	at STL	1/15	L	0-2	PIT
10/17	L	1-2	WSH	1/17	L	1-2	NJ
10/19	W	3-1	NJ	1/18	L	2-5	at NJ
10/22	W	4-1	at NYI	1/20	L	3-5	STL
10/23	L	1-4	at OTT	1/22	L	3-5	at WSH
10/26	T	3-3*	CHI	1/24	W	3-1	FLA
10/29	W	2-1	at NJ	1/25	OTL	2-3*	at FLA
10/30	W	4-2	NYI	1/29	L	2-3	TOR
11/1	T	2-2*	MTL	1/30	L	1-3	at TB
11/5	OTL	1-2*	PHI	2/5	L	2-6	at SJ
11/7	W	2-0	BUF	2/7	L	2-8	at LA
11/9	W	3-2	PIT	2/9	L	1-2	at COL
11/12	W	3-2	PHX	2/11	OTL	1-2*	at DAL
11/15	T	1-1*	PHI	2/14	W	3-1	WSH
11/17	OTL	1-2*	TB	2/15	T	2-2*	at PHI
11/19	T	4-4*	OTT	2/18	L	3-4	at TOR
11/21	L	1-3	at BOS	2/19	T	1-1*	BOS
11/23	W	7-3	at MTL	2/21	T	2-2*	TB
11/25	L	1-3	at NYR	2/23	L	0-4	ANA
11/27	L	2-3	VAN	2/26	L	2-4	at PHX
11/29	W	6-4	DET	3/1	L	1-4	at TOR
11/30	W	4-2	at CBJ	3/2	L	0-2	at WSH
12/3	W	2-1	at NSH	3/4	L	2-4	BOS
12/4	L	2-4	at FLA	3/6	W	4-0	at PIT
12/6	L	0-2	FLA	3/7	W	1-0	MIN
12/7	L	2-5	at OTT	3/10	W	6-5	CBJ
12/11	L	1-4	at EDM	3/12	W	3-2*	at BUF
12/12	W	4-3	at CGY	3/13	L	3-5	at PHI
12/15	L	1-2	at MIN	3/15	T	0-0*	LA
12/18	T	1-1*	TB	3/18	L	5-6	OTT
12/20	W	3-2*	at ATL	3/22	L	3-5	at MTL
12/22	W	1-0	DAL	3/25	T	3-3*	TOR
12/27	L	3-5	ATL	3/26	L	1-5	at ATL
12/28	L	0-3	at NYI	3/29	L	1-3	BUF
12/31	L	0-2	NYR	3/31	L	0-4	MTL
1/3	L	3-6	at BUF	4/2	L	2-3	at PIT
1/4	W	4-2	at BOS	4/4	L	1-4	at FLA
1/7	T	3-3*	at ATL	4/6	L	1-2	NYI

MAJOR TRADES

11/01/02 – Acquired forwards Jan. Hlavac and Harold Druken from VAN in exchange for forward Darren Langdon and defenseman Marek Malik.

02/07/03 – Acquired forward Pavel Brendl and defenseman Bruno St. Jacques from PHI in exchange for forward Sami Kapanen and defenseman Ryan Bast.

03/09/03 – Acquired a second-round pick in 2004 from TOR in exchange for defenseman Glen Wesley.

03/11/03 – Acquired forward Radim Vrbata from COL in exchange for forward Bates Battaglia.

FINAL STATISTICS (Hurricanes games only)

PLAYER	SCORING (*Rookies)									
	GP	G	A	PTS	PIM	PP	SH	GW	GT	
JEFF O'NEILL	82	30	31	61	38	11	0	7	2	
RON FRANCIS	82	22	35	57	30	8	1	1	0	
ROD BRIND'AMOUR	48	14	23	37	37	7	1	0	0	
SEAN HILL	82	5	24	29	141	1	0	0	0	
ERIK COLE	53	14	13	27	72	6	2	3	0	
JAN HLAVAC	52	9	15	24	22	6	0	1	1	
JOSEF VASICEK	57	10	10	20	33	4	0	1	0	
BATES BATTAGLIA	70	5	14	19	90	0	1	1	0	
KEVYN ADAMS	77	9	9	18	57	0	0	0	0	
SAMI KAPANEN	43	6	12	18	12	3	0	1	1	
CRAIG ADAMS	81	6	12	18	71	1	0	1	0	
BRET HEDICAN	72	3	14	17	75	1	0	1	0	
RYAN BAYDA*	25	4	10	14	16	0	0	1	0	
JAROSLAV SVOBODA*	48	3	11	14	32	1	0	0	0	
DAVID TANABE	68	3	10	13	24	2	0	0	0	
NICLAS WALLIN	77	2	8	10	71	0	0	2	0	
AARON WARD	77	3	6	9	90	0	0	1	0	
GLEN WESLEY	63	1	7	8	40	1	0	0	0	
BRUNO ST. JACQUES*	18	2	5	7	12	0	0	0	0	
RADIM VRBATA	10	5	0	5	2	3	0	0	0	
TOMAS KURKA*	14	3	2	5	2	0	0	0	0	
CRAIG MACDONALD	35	1	3	4	20	0	0	0	0	
JEFF DANIELS	59	0	4	4	8	0	0	0	0	
BRAD DEFAUW*	9	3	0	3	2	1	0	1	0	
JEFF HEEREMA*	10	3	0	3	2	1	0	0	0	
MIKE ZIGOMANIS*	19	2	1	3	0	1	1	0	0	
JESSE BOULERICE*	48	2	1	3	108	0	0	0	1	
TOMAS MALEC*	41	0	2	2	43	0	0	0	0	
MAREK MALIK	10	0	2	2	16	0	0	0	0	
DAMIAN SURMA*	1	1	0	1	0	0	0	0	0	
PAVEL BRENDL*	8	0	1	1	2	0	0	0	0	
HAROLD DRUKEN	14	0	1	1	2	0	0	0	0	
DARREN LANGDON	9	0	0	0	16	0	0	0	0	
TOMMY WESTLUND	3	0	0	0	0	0	0	0	0	
MIKE WATT	5	0	0	0	0	0	0	0	0	
STEVE HALKO	6	0	0	0	0	0	0	0	0	
PATRICK DESROCHERS*	2	0	0	0	0	0	0	0	0	
ARTURS IRBE	34	0	0	0	4	0	0	0	0	
KEVIN WEEKES	51	0	0	0	2	0	0	0	0	

GOALTENDING

PLAYER	GP	MINS	GA	GAA	SO	W-L-T
KEVIN WEEKES	51	2965	126	2.55	5	14-24-9
ARTURS IRBE	34	1884	100	3.18	0	7-24-2
PATRICK DESROCHERS*	2	122	7	3.44	0	1-1-0

SEASON HIGHLIGHTS

• A 20-year agreement with RBC Centura is announced to rename the Entertainment & Sports Arena as the RBC Center – September 19, 2002.

• Ron Francis plays in his 1,616th career NHL game, a 5-2 loss at New Jersey, moving past Larry Murphy (1,615) and into sole possession of third place on the NHL's all-time games played list – January 18, 2003.

• Damian Surma scores his first career NHL goal in his first game, becoming the fifth Hurricane to accomplish that feat during the 2002-03 season (Jeff Heerema, Tomas Kurka, Mike Zigomanis, Brad DeFauw). Surma was the eighth and final Hurricane to score his first NHL goal during the season – March 18, 2003.

• The Hurricanes set a new single-season attendance record, breaking the franchise mark set the previous season. In total, 642,973 fans attend games at the RBC Center during the 2002-03 hockey season. – April 6, 2003.

CLOSING GAME ROSTER vs. Atlanta Thrashers (away 4/14/02)

1 Arturs Irbe	G	11 Jeff Daniels	LW	22 Sean Hill	D	62 Jaroslav Svoboda	LW
2 Glen Wesley	D	12 Craig MacDonald	C	23 Martin Gelinas	LW	63 Josef Vasicek	C
4 Aaron Ward	D	13 Bates Battaglia	LW	24 Sami Kapanen	RW	80 Kevin Weekes	G
5 Marek Malik	D	14 Kevyn Adams	C	26 Erik Cole	LW	92 Jeff O'Neill	C
6 Bret Hedican	D	16 Tommy Westlund	RW	27 Craig Adams	RW		
7 Niclas Wallin	D	17 Rod Brind'Amour	C	45 David Tanabe	D		
10 Ron Francis	C	20 Darren Langdon	LW	48 Nikos Tselios	D		

FINAL SOUTHEAST DIVISION STANDINGS

	GP	W	L	T	OTL	GF	GA	PTS
CAROLINA*	82	35	26	16	5	217	217	91
WASHINGTON	82	36	33	11	2	228	240	85
TAMPA BAY	82	27	40	11	4	178	219	69
FLORIDA	82	22	44	10	6	180	250	60
ATLANTA	82	19	47	11	5	187	288	54

*Def. NJ in Eastern Quarterfinals 4-2; Def. MTL in Eastern Semifinals, 4-2; Def. TOR in Eastern Finals, 4-2; Lost to DET in Stanley Cup Finals, 4-1.

FINAL STATISTICS (Hurricanes games only)

PLAYER	SCORING (*Rookies)									
	GP	G	A	PTS	PIM	PP	SH	GW	GT	
RON FRANCIS	80	27	50	77	18	14	0	5	2	
SAMI KAPANEN	77	27	42	69	23	11	0	4	1	
JEFF O'NEILL	76	31	33	64	63	11	0	6	1	
ROD BRIND'AMOUR	81	23	32	55	40	5	2	5	1	
BATES BATTAGLIA	82	21	25	46	44	5	1	2	3	
ERIK COLE*	81	16	24	40	35	3	0	2	0	
JOSEF VASICEK	78	14	17	31	53	3	0	3	0	
SEAN HILL	49	7	23	30	61	4	0	2	0	
MARTIN GELINAS	72	13	16	29	30	3	0	1	1	
MAREK MALIK	82	4	19	23	88	0	0	0	0	
SANDIS OZOLINSH	46	4	19	23	34	1	0	0	0	
GLEN WESLEY	77	5	13	18	56	1	0	0	1	
SHANE WILLIS	59	7	10	17	24	2	0	0	1	
DAVID TANABE	78	1	15	16	35	0	0	0	0	
AARON WARD	79	3	11	14	74	0	0	2	1	
BRET HEDICAN	26	2	4	6	10	0	0	1	0	
JEFF DANIELS	65	4	1	5	12	0	1	0	0	
KEVYN ADAMS	33	2	3	5	15	0	0	1	0	
JAROSLAV SVOBODA*	10	2	2	4	2	0	0	0	0	
DARREN LANGDON	58	2	1	3	106	0	0	1	0	
NICLAS WALLIN	52	1	2	3	36	0	0	0	0	
CRAIG MACDONALD	12	1	1	2	0	0	0	0	0	
TOMMY WESTLUND	40	0	2	2	6	0	0	0	0	
CRAIG ADAMS	33	0	1	1	38	0	0	0	0	
CHRIS DINGMAN	30	0	1	1	77	0	0	0	0	
STEVEN HALKO	5	0	1	1	6	0	0	0	0	
JOSH HOLDEN	8	0	0	0	2	0	0	0	0	
BYRON RITCHIE*	4	0	0	0	2	0	0	0	0	
NIKOS TSELIOS*	2	0	0	0	6	0	0	0	0	

GOALTENDING

PLAYER	GP	MINS	GA	GAA	SO	W-L-T
KEVIN WEEKES	2	120	3	1.50	0	2-0-0
ARTURS IRBE	51	2974	126	2.54	3	20-19-11
TOM BARRASSO	34	1908	83	2.61	2	13-12-5

SEASON HIGHLIGHTS

- Ron Francis, playing in his 1,000th career game with the franchise, beats Byron Dafeo of the Boston Bruins for his 500th career NHL goal – January 2, 2002.
- Ron Francis assists on Jeff O'Neill's goal at Philadelphia to pass Ray Bourque for second on the NHL's all-time assist list – January 27, 2002.
- The Hurricanes set a new single-season attendance record, breaking the franchise mark set in 1987-88. In all, 635,868 fans attend games during the 2001-02 regular season – April 3, 2002.
- The Hurricanes defeat the Tampa Bay Lightning 4-2 at the Entertainment & Sports Arena to clinch their second Southeast Division title in four years – April 10, 2002.
- Kevin Weekes shuts out New Jersey 1-0 in Game 6 of the Eastern Conference Quarterfinals at the Continental Airlines Arena as Carolina clinches the franchise's first playoff series win since 1986 and first best-of-7 series win – April 27, 2002.
- Martin Gelinas scores at 8:05 of overtime to give the Hurricanes a 2-1 victory against Toronto in Game 6 of the Eastern Conference Finals at Air Canada Centre. With the win, Carolina clinches the first Conference championship in franchise history and earns its first trip to the Stanley Cup Finals – May 28, 2002.
- The Hurricanes host Game 3 of the Stanley Cup Finals against Detroit, marking the first Stanley Cup finals game in Raleigh. The game goes into triple-overtime before the Red Wings' Igor Larionov scores at the 54:47 mark of overtime – June 8-9, 2002.

COMPLETE RESULTS (*Overtime **Shootout)

DATE	W/L	SCORE	OPP.	DATE	W/L	SCORE	OPP.
10/5	W	3-1	NYR	12/30	T	5-5*	WSH
10/7	W	3-0	DAL	12/31	W	5-4	BUF
10/9	L	2-6	OTT	1/2	L	3-6	BOS
10/11	L	2-3	TOR	1/5	L	1-2	NJ
10/13	W	5-2	at ATL	1/6	L	3-4	PHI
10/17	L	0-4	NYI	1/10	W	4-1	at EDM
10/18	OTL	1-2*	at NYI	1/12	L	1-7	at VAN
10/20	W	2-1*	ATL	1/15	W	2-0	MIN
10/23	L	1-5	at COL	1/17	T	1-1*	MTL
10/24	W	7-3	at MIN	1/19	T	3-1*	at NJ
10/26	OTL	2-3*	NYI	1/21	L	5-7	VAN
10/28	W	3-2*	LA	1/23	T	2-2*	NSH
10/30	L	2-5	DET	1/25	T	1-1*	FLA
11/1	L	3-4	at STL	1/27	L	2-4	at PHI
11/2	W	3-2	NYR	1/29	T	2-2*	BUF
11/4	W	1-0*	PHX	1/30	W	3-1	at TB
11/6	T	2-2*	PIT	2/5	T	3-3*	PIT
11/8	W	3-2	at WSH	2/7	L	1-2	at LA
11/9	W	3-2	SJ	2/8	W	4-1	at ANA
11/11	T	1-1*	EDM	2/10	L	0-4	at SJ
11/13	L	3-4	at DET	2/26	L	1-4	at TOR
11/15	T	1-1*	at OTT	2/28	W	6-2	at BOS
11/17	L	0-2	at TB	3/2	W	4-3	at MTL
11/19	W	5-2	CBJ	3/5	W	2-1*	at CHI
11/21	T	4-4*	at DAL	3/7	W	3-1	at PIT
11/25	L	0-4	TB	3/8	T	2-2*	WSH
11/27	W	5-2	at TOR	3/11	T	3-3*	CGY
11/29	L	0-5	at NYR	3/16	L	2-3	at MTL
11/30	L	2-6	at WSH	3/18	T	1-1*	MTL
12/2	OTL	3-4*	WSH	3/21	W	3-2	FLA
12/4	L	2-4	BUF	3/23	W	4-2	at NJ
12/8	W	3-2	at FLA	3/26	L	2-3	BOS
12/10	W	4-3*	at NYR	3/28	W	4-1	PHI
12/12	W	4-1	FLA	3/30	W	2-0	at BOS
12/14	OTL	2-3*	at BUF	4/2	L	3-4	at OTT
12/16	W	7-0	at PIT	4/3	L	2-3	NJ
12/18	L	1-5	OTT	4/7	T	1-1*	ATL
12/21	W	5-4*	ATL	4/8	W	2-1	at NYI
12/21	OTL	3-4*	at PHI	4/10	W	4-2	TB
12/26	W	4-3	TOR	4/12	W	3-1	at FLA
12/27	W	3-2	at TB	4/14	T	2-2*	at ATL

MAJOR TRADES

- 12/05/01** – Acquired defenseman Sean Hill from STL in exchange for defenseman Steve Halko and a 2002 fourth-round pick (Later traded to ATL, Lane Manson).
- 01/16/02** – Acquired forward Kevyn Adams and defensemen Bret Hedican and Tomas Malec from FLA in exchange for defenseman Sandis Ozolinsh and forward Byron Ritchie.
- 03/05/02** – Acquired goaltender Kevin Weekes from TB in exchange for forwards Shane Willis and Chris Dingman.

2000-01 IN REVIEW

CLOSING GAME ROSTER vs. Pittsburgh Penguins (home 4/8/01)

1 Arturs Irbe	G	11 Jeff Daniels	LW	23 Martin Gelinas	LW	45 David Tanabe	D
2 Glen Wesley	D	13 Bates Battaglia	LW	24 Sami Kapanen	RW	63 Josef Vasicek	C
4 Kevin Hatcher	D	14 Steve Halko	D	25 Shane Willis	RW	92 Jeff O'Neill	C
5 Marek Malik	D	16 Tommy Westlund	RW	27 Craig Adams	RW		
7 Niclas Wallin	D	17 Rod Brind'Amour	C	31 Tyler Moss	G		
8 Sandis Ozolinsh	D	19 Rob DiMaio	RW	33 Dave Karpa	D		
10 Ron Francis	C	20 Darren Langdon	LW	38 Scott Pellerin	LW		

FINAL SOUTHEAST DIVISION STANDINGS

	GP	W	L	T	OTL	GF	GA	PTS
WASHINGTON	82	41	27	10	4	233	211	96
CAROLINA*	82	38	32	9	3	212	225	88
FLORIDA	82	22	38	13	9	200	246	66
ATLANTA	82	23	45	12	2	211	289	60
TAMPA BAY	82	24	47	6	5	201	280	59

*Lost to NJ in Eastern Conference Quarterfinals 4-2.

COMPLETE RESULTS (*Overtime)

DATE	W/L	SCORE	OPP.	DATE	W/L	SCORE	OPP.
10/7	T	3-3*	WSH	1/14	W	4-0	ANA
10/10	W	5-2	DAL	1/16	W	3-2*	at MTL
10/13	T	2-2*	at FLA	1/18	W	4-2	BOS
10/14	L	1-2	at NSH	1/20	L	3-6	LA
10/18	W	3-2	at PIT	1/22	L	2-5	NYR
10/21	L	2-5	at MTL	1/24	W	3-2	at NYR
10/24	L	2-3	SJ	1/27	L	3-4	PHI
10/25	L	1-4	at BUF	1/29	W	5-2	TB
10/27	T	3-3*	NJ	1/31	L	3-4	TOR
10/29	L	1-4	STL	2/1	W	3-1	at ATL
10/31	W	6-5*	TB	2/7	W	2-1*	at PHX
11/3	L	3-5	at COL	2/8	L	2-4	at LA
11/4	L	1-4	at SJ	2/11	T	2-2*	at ANA
11/8	L	0-5	at TOR	2/14	OTL	3-4*	at DET
11/10	W	3-1	TOR	2/16	L	0-2	PHX
11/12	W	4-0	OTT	2/18	W	5-4	BOS
11/15	L	1-4	FLA	2/19	L	0-4	at PHI
11/16	W	1-0	at OTT	2/21	W	6-3	ATL
11/18	OTL	2-3*	at NJ	2/23	W	3-2	NJ
11/22	W	3-1	at PIT	2/24	L	1-2	WSH
11/24	W	3-1	at BOS	2/27	T	1-1*	at ATL
11/26	L	4-7	NSH	3/1	W	3-1	at NYI
11/29	W	2-1*	at FLA	3/2	L	7-3	at NJ
11/30	W	2-0	PHI	3/4	W	6-3	at CHI
12/3	L	0-2	OTT	3/7	W	2-1	CBJ
12/6	W	5-3	at ATL	3/8	L	1-0	at TB
12/9	L	2-7	at CGY	3/11	L	3-2	EDM
12/13	T	1-1*	at MIN	3/14	L	3-6	MTL
12/15	W	5-3	BUF	3/15	W	3-0	at WSH
12/16	L	1-4	at BOS	3/18	W	2-1	NYI
12/19	L	1-2	at NYI	3/21	W	1-0	BUF
12/23	OTL	1-2*	at PHI	3/23	W	5-3	PIT
12/26	L	2-3	at TB	3/24	L	1-3	at BUF
12/27	W	4-3	NYR	3/26	L	2-4	MTL
12/29	L	1-3	at CBJ	3/28	L	0-7	at WSH
12/31	W	2-1	CHI	3/30	W	4-3*	WSH
1/3	W	3-2	TB	4/1	W	3-2*	at OTT
1/6	T	2-2*	COL	4/3	T	2-2*	at STL
1/7	W	5-2	NYI	4/4	W	3-1	at NYR
1/9	W	7-3	FLA	4/6	W	3-2	ATL
1/12	T	2-2*	at FLA	4/8	L	4-6	PIT

MAJOR TRADES

06/24/00 – Acquired defenseman Sandis Ozolinsh and a second-round pick in 2000 (Tomas Kurka) from COL in exchange for Nolan Pratt, a first-round pick (Vaclav Nedorost) and two second-round picks (Jared Aulin, Argis Saviels) in 2000.

08/04/00 – Acquired forwards Rob DiMaio and Darren Langdon from the NYR in exchange for forward Sandy McCarthy and a fourth-round draft pick in 2001.

03/01/01 – Acquired forward Scott Pellerin from MIN for a third-round pick in the 2001 Entry Draft, the rights to forward Ashkat Rakhmatullin and future considerations.

FINAL STATISTICS (Hurricanes games only)

PLAYER	SCORING (*Rookies)								
	GP	G	A	PTS	PIM	PP	SH	GW	GT
JEFF O'NEILL	82	41	26	67	106	17	0	5	2
RON FRANCIS	82	15	50	65	32	7	0	4	0
SAMI KAPANEN	82	20	37	57	24	7	0	4	0
ROD BRIND'AMOUR	79	20	36	56	47	5	1	5	0
MARTIN GELINAS	79	23	29	52	59	6	1	4	0
SHANE WILLIS*	73	20	24	44	45	9	0	6	0
SANDIS OZOLINSH	72	12	32	44	71	4	2	2	0
DAVID TANABE	74	7	22	29	42	5	0	1	0
BATES BATTAGLIA	80	12	15	27	76	2	0	3	0
ROB DIMAIO	74	6	18	24	54	0	2	1	0
JOSEF VASICEK*	76	8	13	21	53	1	0	0	0
GLEN WESLEY	71	5	16	21	42	3	0	0	0
MAREK MALIK	61	6	14	20	34	1	0	1	0
KEVIN HATCHER	57	4	14	18	38	3	0	1	0
DAVID KARPA	80	4	6	10	159	2	0	0	0
TOMMY WESTLUND	79	5	3	8	23	0	0	1	0
NICLAS WALLIN*	37	2	3	5	21	0	0	0	0
SCOTT PELLERIN	19	0	5	5	6	0	0	0	0
JEFF DANIELS	67	1	1	2	15	0	0	0	0
DARREN LANGDON	54	0	2	2	94	0	0	0	0
CRAIG ADAMS*	44	1	0	1	20	0	0	0	0
STEVE HALKO	48	0	1	1	6	0	0	0	0
MIKE RUCINSKI*	2	0	0	0	0	0	0	0	0
GREG KOEHLER*	1	0	0	0	0	0	0	0	0
GREG KUZNIK*	1	0	0	0	0	0	0	0	0

GOALTENDING

PLAYER	GP	MINS	GA	GAA	SO	W-L-T
ARTURS IRBE	77	4406	180	2.45	6	37-29-9
TYLER MOSS	12	557	37	3.99	0	1-6-0

SEASON HIGHLIGHTS

- The Hurricanes acquire defenseman Sandis Ozolinsh and a second-round pick (Tomas Kurka) in 2000 from Colorado in exchange for Nolan Pratt, a first-round pick (Vaclav Nedorost), and two second-round picks (Jared Aulin, Argis Saviels) in 2000 – June 24, 2000.

- The Hurricanes agree to a multi-year affiliation with the Lowell Lock Monsters of the American Hockey League (AHL) – December 18, 2000.

- Defenseman Sandis Ozolinsh becomes the first Carolina Hurricane to start in an NHL All-Star Game – February 4, 2001.

- Ron Francis earns an assist against Atlanta to become to first player to total 1,000 points with the franchise – March 14, 2001.

- Jeff O'Neill becomes the first franchise player to score 40 goals in a season since Brendan Shanahan in 1995-96 – April 4, 2001.

- The Hurricanes defeat Atlanta 3-2 in Raleigh to clinch their second trip to the playoffs in three years – April 6, 2001.

CLOSING GAME ROSTER vs. Atlanta Thrashers (home 4/9/00)

1 Arturs Irbe	G	14 Steve Halko	D	23 Martin Gelinas	LW	51 Andrei Kovalenko	RW
2 Glen Wesley	D	16 Tommy Westlund	RW	24 Sami Kapanen	RW	77 Paul Coffey	D
4 Nolan Pratt	D	17 Jeff Daniels	LW	27 Rod Brind'Amour	C	92 Jeff O'Neill	C
5 Marek Malik	D	18 Robert Kron	RW	28 Paul Ranheim	LW		
7 Curtis Leschyshyn	D	20 Sandy McCarthy	LW	30 Mark Fitzpatrick	G		
10 Gary Roberts	LW	21 Ron Francis	C	33 Dave Karpa	D		
13 Bates Battaglia	LW	22 Sean Hill	D	45 David Tanabe	D		

FINAL SOUTHEAST DIVISION STANDINGS

	GP	W	L	T	OTL	GF	GA	PTS
WASHINGTON	82	44	26	12	2	227	194	102
FLORIDA	82	43	33	6	6	244	209	98
CAROLINA*	82	37	35	10	0	217	216	84
TAMPA BAY	82	19	54	9	7	204	310	54
ATLANTA	82	14	61	7	4	170	313	39

*Did not make playoffs.

FINAL STATISTICS (Hurricanes games only)

PLAYER	SCORING (*Rookies)									
	GP	G	A	PTS	PIM	PP	SH	GW	GT	
RON FRANCIS	78	23	50	73	18	7	0	4	0	
JEFF O'NEILL	80	25	38	63	72	4	0	7	0	
GARY ROBERTS	69	23	30	53	62	12	0	1	0	
SAMI KAPANEN	76	24	24	48	12	7	0	5	2	
SEAN HILL	62	13	31	44	59	8	0	2	0	
ROBERT KRON	81	13	27	40	8	2	1	3	1	
PAUL COFFEY	69	11	29	40	40	6	0	3	1	
ANDREI KOVALENKO	76	15	24	39	38	2	0	3	0	
BATES BATTAGLIA	77	16	18	34	39	3	0	3	0	
MARTIN GELINAS	81	14	16	30	40	3	0	0	0	
PAUL RANHEIM	79	9	13	22	6	0	0	2	0	
GLEN WESLEY	78	7	15	22	38	1	0	0	2	
ROD BRIND'AMOUR	33	4	10	14	22	0	1	1	0	
MAREK MALIK	57	4	10	14	63	0	0	1	0	
TOMMY WESTLUND*	81	4	8	12	19	0	1	0	0	
STEVEN HALKO	58	0	8	8	25	0	0	0	0	
JEFF DANIELS	69	3	4	7	10	0	0	0	1	
DAVE KARPA	27	1	4	5	52	0	0	0	0	
KENT MANDERVILLE	56	1	4	5	12	0	0	1	0	
DAVID TANABE*	31	4	0	4	14	3	0	0	0	
NOLAN PRATT	64	3	1	4	90	0	0	1	0	
BYRON RITCHIE*	26	0	2	2	17	0	0	0	0	
CURTIS LESCHYSHYN	53	0	2	2	14	0	0	0	0	
ARTURS IRBE	75	0	1	1	14	0	0	0	0	
SHANE WILLIS*	2	0	0	0	0	0	0	0	0	
MARK FITZPATRICK	3	0	0	0	0	0	0	0	0	
ERIC FICHAUD	9	0	0	0	2	0	0	0	0	
SANDY MCCARTHY	13	0	0	0	9	0	0	0	0	

PLAYER	GOALTENDING					
	GP	MINS	GA	GAA	SO	W-L-T
ARTURS IRBE	75	4345	175	2.42	5	34-28-9
ERIC FICHAUD	9	490	24	2.94	1	3-5-1
MARK FITZPATRICK	3	107	8	4.49	0	0-2-0

COMPLETE RESULTS (*Overtime)

DATE	W/L	SCORE	OPP.	DATE	W/L	SCORE	OPP.
10/2	W	3-1	at BOS	1/9	W	1-0	NYR
10/7	W	2-0	at PHI	1/11	L	3-4	PHI
10/8	L	1-3	at NYR	1/14	L	1-5	at FLA
10/11	T	3-3*	at CGY	1/17	L	2-5	at NJ
10/13	T	3-3*	at EDM	1/18	L	2-3	at NYR
10/15	W	4-1	at VAN	1/20	L	1-4	NYR
10/20	T	3-3*	at TOR	1/22	W	4-1	BUF
10/22	L	3-7	at BUF	1/24	W	3-2*	MTL
10/23	W	3-2	at PIT	1/27	L	2-4	PHX
10/29	L	2-4	at NJ	1/28	W	4-3*	NJ
10/30	W	4-0	at NYI	1/30	L	0-3	at MTL
11/3	L	0-6	at TOR	2/1	W	4-2	FLA
11/5	L	2-3	at DET	2/3	L	1-2	at WSH
11/7	W	3-2	at WSH	2/8	W	4-3	at NYI
11/10	L	0-2	at NYI	2/12	W	5-2	at TB
11/11	L	1-4	at PHI	2/14	W	5-2	at TOR
11/13	W	4-2	at TB	2/15	L	1-5	at OTT
11/17	W	2-1	at OTT	2/17	L	0-3	MTL
11/19	T	3-3*	at WSH	2/19	W	4-2	TB
11/20	W	1-0	at DAL	2/21	T	1-1*	WSH
11/22	L	1-2	at BOS	2/24	L	2-4	FLA
11/24	T	1-1*	at VAN	2/26	W	2-1*	at FLA
11/26	T	3-3*	at TB	3/1	L	5-7	at PHX
11/27	W	5-3	at PIT	3/2	W	5-2	at LA
11/30	W	4-3	at CGY	3/4	W	5-2	at SJ
12/2	T	2-2*	at TOR	3/8	W	4-1	CHI
12/4	L	1-3	at COL	3/10	L	3-5	BOS
12/7	W	4-2	at STL	3/12	W	5-1	ATL
12/8	L	1-2	at DAL	3/15	T	2-2*	EDM
12/10	L	2-3	at TB	3/17	L	2-4	at WSH
12/15	L	3-6	at PIT	3/18	L	2-3	at MTL
12/18	W	4-2	at ATL	3/21	W	5-0	at NJ
12/20	L	2-4	at COL	3/22	L	1-2	STL
12/22	L	1-4	at DET	3/26	W	4-1	NYI
12/23	L	3-4	at OTT	3/27	L	1-5	BUF
12/26	W	4-3*	at FLA	3/29	W	3-1	NSH
12/28	L	2-3	at NSH	3/31	W	3-1	at BUF
1/1	W	4-2	at ATL	4/2	W	1-0	PHI
1/4	L	1-2	at OTT	4/3	L	2-3	at PIT
1/6	W	7-3	at BOS	4/8	W	4-3	at ATL
1/7	T	4-4*	at ANA	4/9	W	2-1	ATL

MAJOR TRADES

01/23/00 – Acquired forward Rod Brind'Amour, goaltender Jean-Marc Pelletier, and a second-round pick in 2000 entry draft from PHI in exchange for forward Keith Primeau and a fifth-round pick in 2000.

03/14/00 – Acquired forward Sandy McCarthy from PHI in exchange for forward Kent Manderville.

SEASON HIGHLIGHTS

- The Hurricanes host the New Jersey Devils in the inaugural game at the Entertainment & Sports Arena – October 29, 1999.
- Ron Francis becomes the sixth player in NHL history to eclipse 1,500 points – November 5, 1999.
- Carolina defeats the Washington Capitals, 3-2, to earn its first win at the Entertainment & Sports Arena – November 7, 1999.
- Paul Coffey becomes the first defenseman in league history to score 1,500 points. Coffey and Francis are the first pair of teammates in league history to reach the milestone in the same season – December 23, 1999.
- Competing in his first All-Star weekend, Sami Kapanen wins the fastest skater event during the FedEx/NHL Superskills contest with a time of 13.649 seconds – February 5, 2000.
- Head coach Paul Maurice becomes the franchise's all-time winningest coach with a 4-3 victory against the Atlanta Thrashers, surpassing Jack Evans' total of 163 – April 8, 2000.

1998-99 IN REVIEW

CLOSING GAME ROSTER vs. Ottawa Senators (home 4/17/99)

1 Arturs Irbe	G	11 Kevin Dineen	RW	24 Sami Kapanen	RW	77 Paul Coffey	D
2 Glen Wesley	D	13 Bates Battaglia	LW	26 Ray Sheppard	RW	92 Jeff O'Neill	C
3 Steve Chiasson	D	18 Robert Kron	RW	28 Paul Ranheim	LW		
4 Nolan Pratt	D	20 Sandy McCarthy	LW	33 Dave Karpa	D		
5 Marek Malik	D	21 Ron Francis	C	44 Kent Manderville	C		
7 Curtis Leschyshyn	D	22 Sean Hill	D	51 Andrei Kovalenko	RW		
10 Gary Roberts	LW	23 Martin Gelinas	LW	55 Keith Primeau	C		

FINAL SOUTHEAST DIVISION STANDINGS

	GP	W	L	T	GF	GA	PTS
CAROLINA*	82	34	30	18	210	202	86
FLORIDA	82	30	34	18	210	228	78
WASHINGTON	82	31	45	6	200	218	68
TAMPA BAY	82	19	54	9	179	292	47

*Lost to BOS in Eastern Conference Quarterfinals 4-2.

COMPLETE RESULTS (*Overtime)

DATE	W/L	SCORE	OPP.	DATE	W/L	SCORE	OPP.
10/10	T	4-4*	TB	1/14	W	3-2	FLA
10/13	L	2-3	at NSH	1/16	L	2-3*	WSH
10/15	T	2-2*	DAL	1/18	W	4-2	TOR
10/17	T	1-1*	PHI	1/21	L	1-4	at DET
10/20	W	3-1	VAN	1/26	W	5-3	at PIT
10/24	W	3-1	at OTT	1/28	W	3-2*	NYR
10/25	L	2-3	LA	1/30	W	3-1	at MTL
10/28	W	2-0	CHI	1/31	T	0-0*	at BOS
10/30	L	0-1	at NYR	2/3	L	1-4	NJ
10/31	W	2-0	at BOS	2/5	L	1-4	at WSH
11/2	L	2-3	COL	2/6	T	3-3*	FLA
11/5	W	6-3	at NYI	2/10	W	6-5	at TOR
11/6	W	3-2	at WSH	2/12	W	3-1	at NYR
11/8	L	2-5	BOS	2/13	L	4-6	at NJ
11/11	L	4-5*	at ANA	2/15	L	2-3	at BUF
11/12	L	0-3	at SJ	2/18	T	2-2*	WSH
11/14	W	5-3	at LA	2/20	W	3-2	at TB
11/17	W	5-4	MTL	2/21	W	4-1	NYI
11/19	L	2-3*	at NJ	2/24	T	2-2*	at TOR
11/20	L	1-3	PHI	2/26	L	0-1	at VAN
11/22	L	2-5	NJ	2/27	T	2-2*	at EDM
11/25	W	3-0	SJ	3/3	W	2-1	BOS
11/28	W	3-1	at NYI	3/6	T	2-2*	at FLA
11/29	W	3-1	ANA	3/8	W	4-1	BUF
12/2	W	4-1	MTL	3/10	L	2-3*	PIT
12/4	T	3-3*	PIT	3/12	W	2-1	CGY
12/5	T	3-3*	at FLA	3/15	T	5-5*	at PHX
12/10	L	2-3	BOS	3/18	L	2-3	at COL
12/12	W	3-0	DET	3/21	L	2-3*	at DAL
12/15	W	3-0	EDM	3/22	L	2-5	at STL
12/18	L	1-5	at OTT	3/24	W	2-1	NYI
12/19	W	3-2	at BUF	3/26	L	2-7	TOR
12/21	L	1-4	BUF	3/28	T	3-3*	TB
12/23	W	1-0	at NYR	3/30	T	3-3*	at PHI
12/26	L	3-6	NYR	4/3	L	1-2	at CHI
12/30	W	4-3	TB	4/6	W	4-2	NJ
1/1	T	3-3*	at FLA	4/7	L	0-2	at MTL
1/2	W	4-1	NSH	4/10	W	6-1	at NYI
1/4	T	4-4*	OTT	4/14	W	3-0	WSH
1/7	L	2-4	at PIT	4/16	T	2-2*	at TB
1/9	L	0-2	at PHI	4/17	T	1-1*	OTT

MAJOR TRADES

12/29/98 – Acquired defenseman Paul Coffey from CHI for Nelson Emerson.

03/06/99 – Acquired forward Andrei Kovalenko from PHI for Adam Burt.

FINAL STATISTICS (Hurricanes games only)

PLAYER	SCORING (*Rookies)									
	GP	G	A	PTS	PIM	PP	SH	GW	GT	
KEITH PRIMEAU	78	30	32	62	75	9	1	5	1	
SAMI KAPANEN	81	24	35	59	10	5	0	7	0	
RAY SHEPPARD	74	25	33	58	16	5	0	4	1	
RON FRANCIS	82	21	31	52	34	8	0	2	1	
GARY ROBERTS	77	14	28	42	178	1	1	4	0	
JEFF O'NEILL	75	16	15	31	66	4	0	2	0	
MARTIN GELINAS	76	13	15	28	67	0	0	2	2	
ROBERT KRON	75	9	16	25	10	3	1	2	0	
GLEN WESLEY	74	7	17	24	44	0	0	2	1	
NELSON EMERSON	35	8	13	21	36	3	0	0	1	
PAUL RANHEIM	78	9	10	19	39	0	2	1	0	
KEVIN DINEEN	67	8	10	18	97	0	0	1	0	
BATES BATTAGLIA	60	7	11	18	22	0	0	0	2	
KENT MANDERVILLE	81	5	11	16	38	0	0	0	0	
NOLAN PRATT	61	1	14	15	95	0	0	1	0	
ANDREI KOVALENKO	18	6	6	12	0	1	0	1	0	
MAREK MALIK	52	2	9	11	36	1	0	0	0	
PAUL COFFEY	44	2	8	10	28	1	0	0	0	
SEAN HILL	54	0	10	10	48	0	0	0	0	
CURTIS LESCHYSHYN	65	2	7	9	50	0	0	0	0	
STEVE CHIASSON	28	1	8	9	16	1	0	0	0	
ADAM BURT	51	0	3	3	46	0	0	0	0	
STEVEN HALKO*	20	0	3	3	24	0	0	0	0	
DAVE KARPA	33	0	2	2	55	0	0	0	0	
MIKE RUCINSKI*	15	0	1	1	8	0	0	0	0	
BYRON RITCHE*	3	0	0	0	0	0	0	0	0	
SHANE WILLIS*	7	0	0	0	0	0	0	0	0	
CRAIG MACDONALD*	11	0	0	0	0	0	0	0	0	
TREVOR KIDD	25	0	0	0	0	0	0	0	0	
ARTURS IRBE	62	0	0	0	10	0	0	0	0	

GOALTENDING

PLAYER	GP	MINS	GA	GAA	SO	W-L-T
ARTURS IRBE	62	3643	135	2.22	6	27-20-12
TREVOR KIDD	25	1358	61	2.70	2	7-10-6

SEASON HIGHLIGHTS

- Carolina signs franchise all-time leading scorer Ron Francis to a free agent contract – July 13, 1998.
- Carolina takes over Southeast Division lead. The Hurricanes would never surrender the lead, remaining in first place for 173 consecutive days – October 28, 1998.
- Goaltender Arturs Irbe named NHL Player of the Week and NHL Player of the Month for October – November 2, 1998.
- Arturs Irbe and Keith Primeau become the first Carolina Hurricanes to play in the NHL All-Star Game – January 24, 1999.
- Hurricanes clinch the Southeast Division title, marking the team's first division title since 1987 – April 9, 1999.

CLOSING GAME ROSTER vs. Washington Capitals (away 4/19/98)

2 Glen Wesley	D	11 Kevin Dineen	RW	24 Sami Kapanen	RW	34 Steve Martins	C
3 Steve Chiasson	D	12 Steve Rice	RW	26 Ray Sheppard	RW	37 Trevor Kidd	G
4 Nolan Pratt	D	14 Steve Halko	D	27 Steve Leach	RW	39 Pat Jablonski	G
5 Kevin Haller	D	18 Robert Kron	RW	28 Paul Ranheim	LW	44 Kent Manderville	C
6 Adam Burt	D	19 Nelson Emerson	RW	30 Mike Fountain	G	46 Mike Rucinski	D
7 Curtis Leschyshyn	D	22 Sean Hill	D	32 Stu Grimson	LW	55 Keith Primeau	C
10 Gary Roberts	LW	23 Martin Gelinias	LW	33 Bates Battaglia	LW	92 Jeff O'Neill	C

FINAL NORTHEAST DIVISION STANDINGS

	GP	W	L	T	GF	GA	PTS
PITTSBURGH	82	40	24	18	228	188	98
BOSTON	82	39	30	13	221	194	91
BUFFALO	82	36	29	17	211	187	89
MONTREAL	82	37	32	13	235	208	87
OTTAWA	82	34	33	15	193	200	83
CAROLINA*	82	33	41	8	200	219	74

*Did not make playoffs.

COMPLETE RESULTS (*Overtime)

DATE	W/L	SCORE	OPP.	DATE	W/L	SCORE	OPP.
10/1	L	2-4	at TB	1/3	L	1-6	DAL
10/3	L	3-4	PIT	1/5	W	4-1	OTT
10/4	L	2-3	at OTT	1/6	L	2-4	at NYR
10/7	T	3-3*	LA	1/8	T	3-3*	PHI
10/10	W	2-1	NJ	1/10	W	2-1*	at NYI
10/11	L	1-4	at PIT	1/12	L	1-4	PIT
10/13	L	1-3	at STL	1/14	L	1-4	CHI
10/15	T	3-3*	BUF	1/21	L	1-2	at BUF
10/18	L	2-4	at DET	1/22	W	4-2	at OTT
10/20	L	2-4	at NYR	1/24	W	4-3	at MTL
10/22	W	4-3	STL	1/27	L	0-3	at FLA
10/24	T	3-3*	at COL	1/28	W	3-2	at TB
10/26	W	3-2	at CHI	1/30	L	0-2	at NYI
10/31	L	2-3*	BUF	2/1	L	3-6	MTL
11/3	W	5-3	VAN	2/4	T	3-3*	TB
11/5	W	3-1	DET	2/7	W	3-1	at BOS
11/7	L	2-3	NYI	2/28	L	3-4	at NJ
11/9	W	4-1	OTT	3/2	W	3-1	at SJ
11/12	W	6-4	at EDM	3/5	W	2-1	at LA
11/13	W	4-2	at CGY	3/6	W	5-4*	at PHX
11/16	L	1-4	at VAN	3/8	W	3-1	at ANA
11/19	W	2-1	MTL	3/12	L	0-2	NJ
11/21	L	3-4	NYR	3/14	L	1-2	SJ
11/23	T	3-3*	CGY	3/15	W	4-1	EDM
11/26	L	2-3	at PIT	3/18	L	0-1	at WSH
11/28	W	2-0	TB	3/20	L	1-6	at DAL
11/29	L	2-3	COL	3/23	W	5-3	at FLA
12/1	W	3-1	BOS	3/26	W	4-1	NYR
12/3	W	5-3	NYI	3/28	W	4-2	at PHI
12/5	T	2-2*	PHX	3/29	L	1-3	PHI
12/6	L	1-4	at BOS	3/31	T	3-3*	MTL
12/10	L	2-5	FLA	4/1	W	4-0	at NJ
12/12	L	2-3*	at BUF	4/4	W	1-0	at MTL
12/16	W	2-1	OTT	4/6	W	3-0	at BOS
12/18	L	2-3	at OTT	4/8	L	1-3	at BUF
12/20	L	1-2	WSH	4/9	W	5-2	TOR
12/23	L	2-4	at PHI	4/11	L	1-5	at TOR
12/26	L	2-5	FLA	4/13	L	2-3	BOS
12/27	W	4-1	BUF	4/16	L	1-4	PIT
12/30	W	2-1	ANA	4/18	L	3-4	WSH
12/31	L	2-3	at PIT	4/19	L	1-2	at WSH

MAJOR TRADES

06/27/97 – Acquired Steve Leach from STL for Alexander Godnyuk and 1998 6th-round draft pick (Brad Voth).

07/25/97 – Acquired Enrico Ciccone from CHI for Ryan Risadore and 1998 5th-round draft pick.

08/08/97 – Traded Jason Muzzati to NYR for 1998 4th-round draft pick (Tommy Westlund).

08/25/97 – Acquired Gary Roberts and Trevor Kidd from CGY in exchange for Andrew Cassels and Jean-Sebastien Giguere.

11/18/97 – Acquired D Sean Hill from OTT in exchange for Chris Murray.

01/02/98 – Traded Jeff Brown to TOR in exchange for a fourth round pick in the 1999 NHL Entry Draft.

01/03/98 – Acquired Martin Gelinias and Kirk McLean from VAN in exchange for Sean Burke, Geoff Sanderson, and Enrico Ciccone.

03/24/98 – Acquired Ray Sheppard from FLA in exchange for Kirk McLean.

08/11/98 – Acquired David Karpa and a fourth-round pick in 2000 from ANA for Stu Grimson and Kevin Haller.

FINAL STATISTICS (Hurricanes games only)

PLAYER	SCORING									
	GP	G	A	PTS	PIM	PP	SH	GW	GT	
KEITH PRIMEAU	81	26	37	63	110	7	3	2	0	
SAMI KAPANEN	81	26	37	63	16	4	0	5	0	
GARY ROBERTS	61	20	29	49	103	4	0	2	1	
NELSON EMERSON	81	21	24	45	50	6	0	4	1	
JEFF O'NEILL	74	19	20	39	67	7	1	4	1	
RAY SHEPPARD	71	18	19	37	23	7	0	2	0	
ROBERT KRON	81	16	20	36	12	4	0	2	1	
MARTIN GELINIAS	64	16	18	34	40	3	2	5	0	
STEVE CHIASSON	66	7	27	34	65	6	0	0	0	
GLEN WESLEY	82	6	19	25	36	1	0	1	0	
KEVIN DINEEN	54	7	16	23	105	0	0	1	0	
PAUL RANHEIM	73	5	9	14	28	0	1	2	0	
CURTIS LESCHYSHYN	73	2	10	12	45	1	0	1	0	
ADAM BURT	76	1	11	12	106	0	1	0	0	
STEPHEN LEACH	45	4	5	9	42	1	1	2	0	
KENT MANDERVILLE	77	4	4	8	31	0	0	0	0	
KEVIN HALLER	65	3	5	8	94	0	0	0	0	
STU GRIMSON	82	3	4	7	204	0	0	1	0	
SEAN HILL	55	1	6	7	54	0	0	0	0	
BATES BATTAGLIA	33	2	4	6	10	0	0	1	0	
STEVEN RICE	47	2	4	6	38	0	0	0	0	
STEVEN HALKO	18	0	2	2	10	0	0	0	0	
NOLAN PRATT	23	0	2	2	44	0	0	0	0	
MIKE RUCINSKI	9	0	1	1	2	0	0	0	0	
JEFF DANIELS	2	0	0	0	0	0	0	0	0	
MICHAEL FOUNTAIN	3	0	0	0	2	0	0	0	0	
STEVE MARTINS	3	0	0	0	0	0	0	0	0	
KEVIN BROWN	4	0	0	0	0	0	0	0	0	
PAT JABLONSKI	5	0	0	0	0	0	0	0	0	
TREVOR KIDD	47	0	0	0	2	0	0	0	0	

GOALTENDING

PLAYER	GP	MINS	GA	GAA	SO	W-L-T
TREVOR KIDD	47	2685	97	2.16	3	21-21-3
SEAN BURKE	25	1415	66	2.79	1	7-11-5
PAT JABLONSKI	5	279	115	3.01	0	1-4-0
KIRK MCLEAN	8	401	22	3.29	0	4-2-0
MICHAEL FOUNTAIN	3	163	10	3.68	0	0-3-0

SEASON HIGHLIGHTS

- Carolina plays its first preseason game against NYI at the Greensboro Coliseum – September 13, 1997.
- Carolina opens the franchise's 19th NHL season, and first as the Carolina Hurricanes, at TB – October 1, 1997.
- Carolina registers its first win with a 2-1 victory over NJ – October 10, 1997.
- NHL shuts down for three weeks in February 1998 as NHL players compete at the Winter Olympics in Nagano, Japan. Carolina's Sami Kapanen plays for Team Finland, winning a bronze medal, and Keith Primeau completes the Olympic Tournament tied for third in scoring for Team Canada.
- Trevor Kidd named NHL Player of the Week on March 9, 1998 after posting a 3-0-0 record with a .968 svs. percentage and a 1.00 GAA.
- Peter Karmanos receives Lester Patrick Award on March 24, 1998, which is presented annually to individuals who have performed "outstanding service to hockey in the United States."
- Keith Primeau named NHL Player of the Week on March 30, 1998 after totaling eight points (4g, 4a) and a (+7) in a 3-1-0 week.
- On April 1, 1998, Trevor Kidd begins shutout sequence that will cover three consecutive road games with a 4-0 win at NJ, a 1-0 win at MTL (4/4), and a 3-0 win at BOS (4/6). The shutouts are a franchise high for the team and an individual goaltender. Streak ends in BUF (4/8) in a 3-1 loss. Finishes with 219:21 shutout streak. Also establishes new individual road shutout mark at 234:28.

1996-97 IN REVIEW

CLOSING GAME ROSTER vs. Tampa Bay Lightning (home 4/13/97)

1 Sean Burke	G	8 Geoff Sanderson	LW	17 Chris Murray	RW	27 Derek King	LW
3 Steve Chiasson	D	11 Kevin Dineen	RW	18 Robert Kron	RW	29 Jason Muzzatti	G
5 Alexander Godyniuk	D	12 Steve Rice	RW	20 Glen Wesley	D	32 Stu Grimson	LW
6 Adam Burt	D	14 Kevin Haller	D	21 Andrew Cassels	C	44 Kent Manderville	C
7 Curtis Leschyshyn	D	16 Nelson Emerson	RW	24 Sami Kapanen	RW	55 Keith Primeau	C

FINAL NORTHEAST DIVISION STANDINGS

	GP	W	L	T	GF	GA	PTS
BUFFALO	82	40	30	12	237	208	92
PITTSBURGH	82	38	36	8	285	280	84
OTTAWA	82	31	36	15	226	234	77
MONTREAL	82	31	36	15	249	276	77
HARTFORD*	82	32	39	11	226	256	75
BOSTON	82	26	47	9	234	300	61

*Did not make playoffs.

COMPLETE RESULTS (*Overtime)

DATE	W/L	SCORE	OPP.	DATE	W/L	SCORE	OPP.
10/5	W	1-0	PHX	1/10	L	5-3	at VAN
10/8	W	7-3	PIT	1/12	L	2-1*	at EDM
10/12	L	6-0	at FLA	1/15	L	3-0	PIT
10/17	W	3-1	at NYI	1/20	W	3-1	TOR
10/19	W	6-2	NJ	1/22	W	2-1*	FLA
10/24	W	4-1	ANA	1/24	L	5-2	NYI
10/26	L	6-3	at BUF	1/25	W	5-1	at BUF
10/30	T	2-2*	NYI	1/30	L	5-3	at LA
10/31	T	4-4*	at BOS	1/31	L	6-3	at ANA
11/2	L	3-2	LA	2/5	L	5-2	at NYR
11/4	L	5-1	at DET	2/6	W	5-3	at BOS
11/6	W	5-1	BOS	2/8	L	3-2*	at MTL
11/8	L	4-1	DET	2/12	L	3-2	NJ
11/9	W	4-3*	BUF	2/13	L	4-0	at NJ
11/12	W	4-3	at SJ	2/15	W	2-1	OTT
11/14	W	2-1	at PHX	2/16	L	4-2	at OTT
11/16	T	4-4*	at COL	2/19	T	2-2*	at PHI
11/20	W	3-1	MTL	2/21	W	7-2	NYR
11/22	L	7-1	PIT	2/22	W	2-0	WSH
11/23	T	3-3*	at OTT	2/26	T	2-2*	CHI
11/27	L	6-2	VAN	2/28	L	3-2	SJ
11/29	T	1-1*	at FLA	3/2	L	5-2	PHI
11/30	W	6-3	at TB	3/5	W	2-0	CGY
12/3	T	4-4*	at PIT	3/7	W	2-0	MTL
12/5	W	4-2	at BOS	3/8	T	1-1*	at TOR
12/7	W	6-4	BUF	3/12	W	6-3	BOS
12/11	W	5-2	FLA	3/13	L	0-6	at NJ
12/12	L	3-2	at PHI	3/15	L	4-2	EDM
12/14	L	4-0	PHI	3/16	L	5-3	at WSH
12/16	L	5-2	at NYR	3/20	L	4-1	at STL
12/17	W	5-3	STL	3/21	L	2-0	at DAL
12/20	L	4-1	DAL	3/25	L	4-0	COL
12/21	W	6-5*	TB	3/27	W	5-2	at TB
12/26	L	5-1	at BUF	3/29	W	2-1	NYR
12/28	W	3-2	OTT	4/2	L	4-1	MTL
12/29	L	4-3	at CHI	4/3	T	5-5*	at PIT
1/1	L	3-2*	at WSH	4/5	W	4-1	at MTL
1/2	L	5-4*	BOS	4/7	W	4-2	BUF
1/4	T	1-1*	WSH	4/9	L	5-4	at OTT
1/6	L	4-5	at MTL	4/11	L	6-4	at NYI
1/9	L	3-2	at CGY	4/13	W	2-1	TB

MAJOR TRADES

10/09/96 – Acquired Paul Coffey, Keith Primeau and 1997 1st-round draft pick (Nikos Tselios) from DET in exchange for Brendan Shanahan and Brian Glynn.
10/12/96 – Acquired Stu Grimson from DET by way of NHL waivers.
12/15/96 – Acquired Kevin Haller, 1997 1st-round draft pick (traded on draft day 1997 to SJ (Scott Hannan) for 1997 2nd-round pick (Brad DeFauw) and 1997 7th-round pick (Andrew Merrick) and 1997 7th-round draft pick from PHI for Paul Coffey and 1997 3rd-round draft pick (Kris Mallette).
03/05/97 – Acquired Steve Chiasson and 1997 3rd-round draft pick (Francis Lessard) from CGY for Glen Featherstone, Hnat Domenichelli, 1997 2nd-round draft pick (Dimitri Kokorev), and 1998 3rd-round draft pick.
03/18/97 – Acq. Bates Battaglia and 4th-round draft pick in 1998 (Josef Vasicek) from ANA for Mark Janssens; acq. 8th-round draft pick in 1998 (Jaroslav Svoboda) from TOR for Kelly Chase; acq. Chris Murray from PHX for Gerald Diduck; acq. Derek King from the NYI for 5th-round draft pick in 1997.

FINAL STATISTICS (Whalers games only)

PLAYER	SCORING									
	GP	G	A	PTS	PIM	PP	SH	GW	GT	
GEOFF SANDERSON	82	36	31	67	29	12	1	4	1	
ANDREW CASSELS	81	22	44	66	46	8	0	2	0	
KEITH PRIMEAU	75	26	25	51	161	6	3	2	2	
KEVIN DINEEN	78	19	29	48	141	8	0	5	2	
NELSON EMERSON	66	9	29	38	34	2	1	2	0	
STEVE RICE	78	21	14	35	59	5	0	2	0	
GLEN WESLEY	68	6	26	32	40	3	1	0	0	
JEFF O'NEILL	72	14	16	30	40	2	1	2	0	
SAMI KAPANEN	45	13	12	25	2	3	0	2	0	
ROBERT KRON	68	10	12	22	10	2	0	4	1	
PAUL RANHEIM	67	10	11	21	18	0	3	1	0	
CURTIS LESCHYSHYN	64	4	13	17	30	1	1	1	0	
STEVE CHIASSON	18	3	11	14	7	3	0	0	0	
ADAM BURT	71	2	11	13	79	0	0	0	0	
GERALD DIDUCK	56	1	10	11	40	0	0	1	0	
KENT MANDERVILLE	44	6	5	11	18	0	0	1	0	
PAUL COFFEY	20	3	5	8	18	1	0	1	0	
KEVIN HALLER	35	2	6	8	48	0	0	0	0	
GLEN FEATHERSTONE	41	2	5	7	87	0	0	0	0	
ALEXANDER GODYNYUK	55	1	6	7	41	0	0	1	0	
ANDREI NIKOLISHIN	12	2	5	7	2	0	0	0	0	
MARK JANSSENS	54	2	4	6	90	0	0	0	0	
DEREK KING	12	3	3	6	2	1	0	0	0	
MAREK MALIK	47	1	5	6	50	0	0	1	0	
KEVIN BROWN	11	0	4	4	6	0	0	0	0	
STU GRIMSON	75	2	2	4	218	0	0	0	0	
KELLY CHASE	28	1	2	3	122	0	0	0	0	
HNAT DOMENICHELLI	13	2	1	3	7	1	0	0	0	
SEAN BURKE	51	0	2	2	14	0	0	0	0	
JEFF DANIELS	10	0	2	2	0	0	0	0	0	
CHRIS MURRAY	8	1	1	2	10	0	0	0	0	
NOLAN PRATT	9	0	2	2	6	0	0	0	0	
BRIAN GLYNN	1	1	0	1	2	0	0	0	0	
STEVE MARTINS	2	0	1	1	0	0	0	0	0	
JASON MUZZATTI	31	0	1	1	18	0	0	0	0	
BRENDAN SHANAHAN	2	1	0	1	0	0	1	0	0	
JEFF BROWN	1	0	0	0	0	0	0	0	0	
J-S GIGUERE	8	0	0	0	0	0	0	0	0	
JASON MCBAIN	6	0	0	0	0	0	0	0	0	

GOALTENDING

PLAYER	GP	MINS	GA	GAA	SO	W-L-T
SEAN BURKE	51	2985	134	2.69	4	22-22-6
JASON MUZZATTI	31	1591	91	3.43	0	9-13-5
J-S GIGUERE	8	394	24	3.65	0	1-4-0

SEASON HIGHLIGHTS

- Kevin Dineen named team captain – October 2, 1999.
- Sean Burke wins 1st two games and is unbeaten in seven games (5-0-2) from 11/9-11/23 as the Whalers lead the Northeast Division.
- Whalers post 16-11-6 mark to rank 1st in the Northeast Division at Christmas break. It marks one of the team's best starts to a season. Paul Maurice named asst. coach for NHL All-Star Game due to 1st place standing.
- Geoff Sanderson named NHL Player of the Week after totaling six points (4g, 2a) in a 2-0-1 week ending 12/8/96.
- Geoff Sanderson named to his second NHL All-Star Team, where he scores a goal. At the Skills Competition, Sanderson skates to second-fastest time (13.823) and finishes second in Hardest Shot Competition (98.6 mph).
- Sean Burke posts back-to-back home shutouts against CGY and MTL on March 5th and 7th.
- Whalers suffer franchise-high 368 games lost due to injury.
- Whalers complete final season in Hartford as Kevin Dineen scores the game-winner in a 2-1 victory over Tampa Bay – April 13, 1997. Team misses playoffs by two points.

CLOSING GAME ROSTER vs. Buffalo Sabres (away 4/14/96)

1 Sean Burke	G	11 Kevin Dineen	RW	21 Andrew Cassels	C	27 Jeff Brown	D
4 Gerald Diduck	D	12 Steve Rice	RW	22 Mark Janssens	C	28 Paul Ranheim	LW
7 Brian Glynn	D	13 Andrei Nikolishin	C	23 Marek Malik	D	29 Jason Muzzatti	G
8 Geoff Sanderson	LW	15 Scott Daniels	LW	24 Sami Kapanen	LW	92 Jeff O'Neill	C
10 Brad McCrimmon	D	16 Nelson Emerson	RW	25 Jason McBain	D	94 Brendan Shanahan	LW

FINAL NORTHEAST DIVISION STANDINGS

	GP	W	L	T	GF	GA	PTS
BUFFALO	82	40	30	12	237	208	92
PITTSBURGH	82	38	36	8	285	280	84
OTTAWA	82	31	36	15	226	234	77
MONTREAL	82	31	36	15	249	276	77
HARTFORD*	82	32	39	11	226	256	75
BOSTON	82	26	47	9	234	300	61

*Did not make playoffs.

COMPLETE RESULTS (*Overtime)

DATE	W/L	SCORE	OPP.	DATE	W/L	SCORE	OPP.
10/7	W	2-0	NYR	1/10	L	2-3*	CGY
10/11	W	3-2	ANA	1/12	W	3-2	WIN
10/14	W	3-2	CHI	1/16	W	3-0	VAN
10/16	W	7-5	NYR	1/17	W	6-3	NYI
10/20	T	2-2*	PIT	1/24	L	2-4	BUF
10/21	L	0-3	FLA	1/25	W	8-2	LA
10/25	L	2-4	STL	1/27	T	4-4*	NJ
10/27	L	1-4	MTL	1/30	L	2-8	SJ
10/28	L	0-3	BOS	1/31	W	6-4	LA
11/2	L	0-5	OTT	2/2	W	4-3	ANA
11/4	W	5-4	OTT	2/7	W	5-3	VAN
11/5	L	1-6	PHI	2/9	W	3-2*	COL
11/7	W	7-3	SJ	2/11	W	5-3	DAL
11/11	L	1-4	NYR	2/14	L	0-3	BOS
11/14	L	0-1	NJ	2/17	W	2-1*	BUF
11/15	W	3-2	OTT	2/21	W	5-3	MTL
11/18	L	2-4	PHI	2/23	L	4-5	PIT
11/20	L	3-4*	MTL	2/25	L	2-6	DAL
11/22	W	4-2	MTL	2/28	T	4-4*	EDM
11/24	W	4-0	TOR	3/1	L	2-5	WIN
11/25	L	2-4	WSH	3/2	W	7-1	FLA
11/29	T	2-2*	TB	3/6	L	2-4	DET
12/1	L	1-2	BUF	3/8	W	7-4	TOR
12/2	L	3-5	FLA	3/9	L	3-6	STL
12/6	W	7-4	NYI	3/13	W	3-2	PIT
12/9	L	0-6	PIT	3/16	W	2-1	BUF
12/10	L	1-4	CHI	3/18	W	6-3	TB
12/13	L	2-3	TB	3/20	L	2-3	MTL
12/15	W	4-2	COL	3/22	T	1-1*	OTT
12/16	T	3-3*	NYI	3/23	T	2-2*	WSH
12/18	L	2-3	MTL	3/25	L	0-3	PHI
12/20	L	2-3	CGY	3/27	L	5-6*	BOS
12/22	T	3-3*	NYR	3/30	W	3-1	NYI
12/23	T	3-3*	PHI	4/1	L	2-3	FLA
12/28	L	4-9	PIT	4/3	L	2-4	TB
12/30	L	0-3	WSH	4/4	W	1-0	NJ
12/31	L	2-3	DET	4/6	L	3-6	NJ
1/3	W	2-0	WSH	4/8	W	5-4	PIT
1/5	W	4-2	OTT	4/11	L	2-3	BOS
1/6	L	2-5	BOS	4/13	W	2-0	BOS
1/9	W	5-1	EDM	4/14	L	1-4	BUF

MAJOR TRADES

- 07/27/95** – Brendan Shanahan acquired from STL for Chris Pronger.
- 10/06/95** – Nelson Emerson acquired from Winnipeg for Darren Turcotte.
- 12/01/95** – Jeff Reese traded to TB for 1996 9th-round draft pick (Askhat Rakhmatullin).
- 12/20/95** – Jeff Brown and a 1998 3rd-round draft pick (later traded to CGY in Steve Chiasson trade) acquired from VAN for Jim Dowd, Frantisek Kucera and a 1997 2nd-round draft pick from NJ for Jocelyn Lemieux and a 1998 2nd-round pick (later traded to Dallas-John Erskine).
- 12/28/95** – Kevin Dineen acquired from PHI for a 1997 7th-round draft pick (which was later re-acquired in the Paul Coffey trade).

FINAL STATISTICS (Whalers games only)

PLAYER	SCORING								
	GP	G	A	PTS	PIM	PP	SH	GW	GT
BRENDAN SHANAHAN	74	44	34	78	125	17	2	6	0
GEOFF SANDERSON	81	34	31	65	40	6	0	7	0
ANDREW CASSELS	81	20	43	63	39	6	0	1	2
NELSON EMERSON	81	29	29	58	78	12	2	5	0
ANDREI NIKOLISHIN	61	14	37	51	34	4	1	3	0
ROBERT KRON	77	22	28	50	6	8	1	3	0
JEFF BROWN	48	7	31	38	38	5	0	0	0
PAUL RANHEIM	73	10	20	30	14	0	1	1	0
JEFF O'NEILL	65	8	19	27	40	1	0	1	0
GLEN WESLEY	68	8	16	24	88	6	0	1	0
STEVE RICE	59	10	12	22	47	1	0	2	0
ADAM BURT	78	4	9	13	121	0	0	1	0
GLEN FEATHERSTONE	68	2	10	12	138	0	0	1	0
GERALD DIDUCK	79	1	9	10	88	0	0	0	0
KEVIN DINEEN	20	2	7	9	67	0	0	0	0
SAMI KAPANEN	35	5	4	9	6	0	0	0	0
BRAD MCCRIMMON	58	3	6	9	62	0	1	0	0
MARK JANSSENS	81	2	7	9	155	0	0	0	0
FRANTISEK KUCERA	30	2	6	8	10	0	0	1	0
SCOTT DANIELS	53	3	4	7	254	0	0	0	0
KELLY CHASE	55	2	4	6	220	0	0	1	0
SEAN BURKE	66	0	6	6	16	0	0	0	0
STEVE MARTINS	23	1	3	4	8	0	0	0	0
BRIAN GLYNN	54	0	4	4	44	0	0	0	0
KEVIN SMYTH	21	2	1	3	8	1	0	0	0
JOCELYN LEMIEUX	29	1	2	3	31	0	0	0	0
JIMMY CARSON	11	1	0	1	0	0	0	0	0
ALEXANDER GODNYNYUK	3	0	0	0	2	0	0	0	0
JASON McBAIN	3	0	0	0	0	0	0	0	0
MAREK MALIK	7	0	0	0	4	0	0	0	0
JASON MUZZATTI	22	0	0	0	33	0	0	0	0
JEFF REESE	7	0	0	0	0	0	0	0	0

GOALTENDING

PLAYER	GP	MINS	GA	GAA	SO	W-L-T
JASON MUZZATTI	22	1013	49	2.9	1	4-8-3
SEAN BURKE	66	3669	190	3.11	4	28-28-6
JEFF REESE	7	275	14	3.05	1	2-3-0

SEASON HIGHLIGHTS

- Paul Holmgren is fired as head coach and is replaced by Paul Maurice – November 6, 1995.
 - Brendan Shanahan starts in the NHL's 46th All-Star Game and scores a goal.
 - Shanahan led the Whalers in goals (44) and points (78).
 - Whalers re-acquire Kevin Dineen from Philadelphia for a 1997 seventh-round draft pick, which was later re-acquired in the Paul Coffey trade.
 - The Whalers win the last five games of a six-game road trip—the best six-game road trip in club history.
 - Whalers complete season with their best record since the 1989-90 season.
- The team's home record (22-15-4) is the Whalers' best home ice record since 1986-87.

1994-95 IN REVIEW

CLOSING GAME ROSTER vs. Quebec Nordiques (away 5/3/95)

1 Sean Burke	G	11 Andrei Nikolishin	C	20 Glen Wesley	D	28 Paul Ranheim	RW
4 Frantisek Kucera	D	13 Ted Drury	C	22 Mark Janssens	C	35 Jeff Reese	G
6 Adam Burt	D	14 Kevin Smyth	LW	24 Jim Storm	LW	36 Glen Featherstone	D
7 Brian Glynn	D	17 Scott Daniels	LW	26 Jocelyn Lemieux	RW	44 Chris Pronger	D
8 Geoff Sanderson	LW	18 Robert Kron	LW	27 Kelly Chase	RW	89 Darren Turcotte	C

FINAL NORTHEAST DIVISION STANDINGS

	GP	W	L	T	GF	GA	PTS
QUEBEC	48	30	13	5	185	134	65
PITTSBURGH	48	29	16	3	181	158	61
BOSTON	48	27	18	3	150	127	57
BUFFALO	48	22	19	7	130	119	51
HARTFORD*	48	19	24	5	127	141	43
MONTREAL	48	18	23	7	125	148	43
OTTAWA	48	9	34	5	117	174	23

*Did not make playoffs.

COMPLETE RESULTS (*Overtime)

DATE	W/L	SCORE	OPP.	DATE	W/L	SCORE	OPP.
1/21	T	1-1*	WSH	3/14	W	6-4	NYI
1/22	T	2-2*	NJ	3/16	T	2-2*	at NJ
1/25	W	4-1	OTT	3/20	L	0-5	WSH
1/26	L	2-3	at PHI	3/22	W	4-3	PHI
1/28	L	1-2	FLA	3/25	W	5-1	NYI
2/1	W	2-1	at OTT	3/26	W	4-3*	at WSH
2/4	L	4-5	at BOS	3/29	T	4-4*	at FLA
2/5	L	1-3	at QUE	3/31	L	0-2	at TB
2/8	L	2-3	QUE	4/4	L	3-6	at BUF
2/10	L	3-4	at TB	4/5	W	8-4	at PIT
2/11	L	3-4	at FLA	4/8	W	4-2	BUF
2/13	T	2-2*	at MTL	4/9	L	0-3	TB
2/15	W	4-1	MTL	4/12	W	4-2	OTT
2/16	L	2-5	at PIT	4/14	W	4-3*	MTL
2/18	W	4-2	PIT	4/16	L	2-3	at NJ
2/22	W	3-2*	BOS	4/18	W	2-1	at BUF
2/24	W	2-1	at NYR	4/20	L	2-3	at NYR
2/25	L	1-3	BUF	4/21	L	3-6	at WSH
2/28	W	6-3	at OTT	4/23	L	2-4	PIT
3/1	L	2-5	NYR	4/24	W	4-3	at MTL
3/4	W	3-2*	TB	4/26	L	0-1	at BOS
3/5	L	2-5	BOS	4/28	L	3-4	PHI
3/7	L	1-3	at NYI	5/3	L	1-4	at QUE
3/9	W	2-1	QUE				
3/12	L	1-4	FLA				

MAJOR TRADES

08/26/94 – Glen Wesley acquired from BOS for Carolina's first-round draft picks in the 1995 (Kyle McLaren), 1996 (Jonathan Aitken) and 1997 (Sergei Samsonov) NHL Entry Draft.

01/18/95 – Kelly Chase and Brian Glynn selected in NHL Waiver Draft.

03/23/95 – Glen Featherstone, Michael Stewart and a 1995 first-round (Jean-Sebastien Giguere) and 1996 fourth-round (Steve Wasylko) draft pick acquired from the NYR for Pat Verbeek.

FINAL STATISTICS (Whalers games only)

PLAYER	SCORING									
	GP	G	A	PTS	PIM	PP	SH	GW	GT	
ANDREW CASSELS	46	7	30	37	18	1	0	1	0	
DARREN TURCOTTE	47	17	18	35	22	3	1	3	0	
GEOFF SANDERSON	46	18	14	32	24	4	0	4	0	
STEVE RICE	40	11	10	21	61	4	0	1	1	
PAUL RANHEIM	47	6	14	20	10	0	0	1	0	
FRANTISEK KUCERA	48	3	17	20	30	0	0	1	0	
JIMMY CARSON	38	9	10	19	29	4	0	3	0	
ROBERT KRON	37	10	8	18	10	3	1	1	0	
ANDREI NIKOLISHIN	39	8	10	18	10	1	1	0	0	
ADAM BURT	46	7	11	18	65	3	0	1	0	
PAT VERBEEK	29	7	11	18	53	3	0	0	1	
GLEN WESLEY	48	2	14	16	50	1	0	1	0	
CHRIS PRONGER	43	5	9	14	54	3	0	1	0	
JOCELYN LEMIEUX	41	6	5	11	32	0	0	1	0	
TED DRURY	34	3	6	9	21	0	0	0	0	
MARK JANSSENS	46	2	5	7	93	0	0	0	0	
BRIAN GLYNN	43	1	6	7	32	0	0	0	0	
KEVIN SMYTH	16	1	5	6	13	0	0	0	0	
IGOR CHIBIREV	8	3	1	4	0	0	0	0	0	
KELLY CHASE	28	0	4	4	141	0	0	0	0	
GLEN FEATHERSTONE	13	1	1	2	32	0	0	0	0	
JIM STORM	6	0	3	3	0	0	0	0	0	
SCOTT DANIELS	12	0	2	2	55	0	0	0	0	
MAREK MALIK	1	0	1	1	0	0	0	0	0	
BRAD McCRIMMON	33	0	1	1	42	0	0	0	0	
SEAN BURKE	42	0	1	1	8	0	0	0	0	
ROBERT PETROVICKY	2	0	0	0	0	0	0	0	0	
JEFF REESE	11	0	0	0	0	0	0	0	0	
JIM SANDLAK	13	0	0	0	0	0	0	0	0	
ALEXANDER GODYNYUK	14	0	0	0	8	0	0	0	0	

GOALTENDING

PLAYER	GP	MIN	GA	GAA	SO	W-L-T
SEAN BURKE	42	2418	108	2.68	0	17-19-4
JEFF REESE	11	477	26	3.27	0	2-5-1

SEASON HIGHLIGHTS

- NHL starts a reduced 48-game schedule after the NHL and NHLPA agree upon a new collective bargaining agreement 10 days earlier – January 21, 1995.
- After Whalers' captain Pat Verbeek is traded to the Rangers, the Whalers name Adam Burt, Andrew Cassels and Glen Wesley as alternate captains – March 23, 1995.
- Whalers complete season with an increase in average attendance for the first time since 1987-88 (12.8%).
- Whalers finish season with the NHL's best overtime record (4-0-5) for the second straight season.

CLOSING GAME ROSTER vs. Boston Bruins (away 4/1/94)

1 Sean Burke	G	17 Ted Drury	C	23 Jocelyn Lemieux	LW	33 Ted Crowley	D
4 Frank Kucera	D	18 Robert Kron	LW	24 Jim Storm	LW	35 Jeff Reese	G
8 Geoff Sanderson	LW	20 Kevin Smyth	LW	25 Bob McGill	D	39 Robert Petrovicky	LW
10 Brad McCrimmon	D	21 Andrew Cassels	C	26 Brian Propp	LW	44 Chris Pronger	D
16 Pat Verbeek	RW	22 Mark Janssens	C	29 Marc Potvin	RW	45 John Stevens	D

FINAL NORTHEAST DIVISION STANDINGS

	GP	W	L	T	GF	GA	PTS
PITTSBURGH	84	44	27	13	299	285	101
BOSTON	84	42	29	13	289	252	97
MONTREAL	84	41	29	14	283	248	96
BUFFALO	84	43	32	9	282	218	95
QUEBEC	84	34	42	8	277	292	76
HARTFORD*	84	27	48	9	227	288	63
OTTAWA	84	14	61	9	201	397	37

*Did not make playoffs.

FINAL STATISTICS (Whalers games only)

PLAYER	SCORING									
	GP	G	A	PTS	PIM	PP	SH	GW	GT	
PAT VERBEEK	84	37	38	75	177	15	1	3	1	
GEOFF SANDERSON	82	41	26	67	42	15	1	6	2	
ANDREW CASSELS	79	16	42	58	37	8	1	3	0	
ROBERT KRON	77	24	26	50	8	2	1	3	0	
MICHAEL NYLANDER	58	11	33	44	24	4	0	1	2	
ZARLEY ZALAPSKI	56	7	30	37	56	0	0	0	0	
CHRIS PRONGER	81	5	25	30	113	2	0	0	0	
BRIAN PROPP	65	12	17	29	44	3	1	2	0	
JAMES PATRICK	47	8	20	28	32	4	1	2	1	
ADAM BURT	63	1	17	18	75	0	0	0	0	
RANDY CUNNEYWORTH	63	9	8	17	87	0	1	1	0	
JIM STORM	68	6	10	16	27	1	0	0	0	
IGOR CHIBIREV	37	4	11	15	2	0	0	1	0	
DARREN TURCOTTE	19	2	11	13	4	0	0	0	0	
ALEXANDER GODNYUK	43	3	9	12	40	0	0	1	0	
MARK JANSSENS	84	2	10	12	137	0	0	0	0	
ROBERT PETROVICKY	33	6	5	11	39	1	0	0	0	
BRYAN MARCHMENT	42	3	7	10	124	0	1	1	0	
MARK GREIG	31	4	5	9	31	0	0	0	0	
JIM SANDLAK	27	6	2	8	32	2	0	1	0	
JOCELYN LEMIEUX	16	6	1	7	19	0	0	2	0	
TED DRURY	16	1	5	6	10	0	0	0	0	
BRAD MCCRIMMON	65	1	5	6	72	0	0	0	0	
KEVIN SMYTH	21	3	2	5	10	0	0	0	0	
MARC POTVIN	51	2	3	5	246	0	0	0	0	
FRANTISEK KUCERA	16	1	3	4	14	1	0	0	0	
PAUL RANHEIM	15	0	3	3	2	0	0	0	0	
TED CROWLEY	21	1	2	3	10	1	0	0	0	
PATRICK POULIN	9	2	1	3	11	1	0	0	0	
JOHN STEVENS	9	0	3	3	4	0	0	0	0	
BOB MCGILL	30	0	3	3	41	0	0	0	0	
JIM MCKENZIE	26	1	2	3	67	0	0	0	0	
ERIC WEINRICH	8	1	1	2	2	1	0	0	0	
TODD HARKINS	28	1	0	1	49	0	0	0	0	
JEFF REESE	19	0	1	1	0	0	0	0	0	
DAN KECZMER	12	0	1	1	12	0	0	0	0	
MIKE TOMLAK	1	0	0	0	0	0	0	0	0	
MIKE LENARDUZZI	1	0	0	0	0	0	0	0	0	
YVON CORRIVEAU	3	0	0	0	0	0	0	0	0	
MARIO GOSSELIN	7	0	0	0	0	0	0	0	0	
ALLEN PEDERSEN	7	0	0	0	9	0	0	0	0	
FRANK PIETRANGELO	19	0	0	0	2	0	0	0	0	
SEAN BURKE	47	0	0	0	16	0	0	0	0	
DOUG HOUDA	7	0	0	0	23	0	0	0	0	
NICK KYPREOS	10	0	0	0	37	0	0	0	0	

GOALTENDING

PLAYER	GP	MINS	GA	GAA	SO	W-L-T
MIKE LENARDUZZI	1	21	1	2.86	0	0-0-0
SEAN BURKE	47	2750	137	2.99	2	17-24-5
JEFF REESE	19	1057	56	3.18	1	5-9-3
FRANK PIETRANGELO	19	984	59	3.60	0	5-11-1
MARIO GOSSELIN	7	239	21	5.27	0	0-4-0

SEASON HIGHLIGHTS

- Geoff Sanderson has his second straight 40-goal season, leading the Whalers with 41.
- Andrew Cassels is the Whalers' top playmaker for the second straight season with 42 assists.
- Paul Holmgren steps down as head coach to concentrate on his duties as general manager. He is replaced by Pierre McGuire on November 16.
- Eleven Whalers finish the season with other NHL clubs as the team makes major trades with Chicago, Florida, Calgary and the NY Rangers.
- On the day the Whalers host the 1994 Entry Draft, the club is sold to Peter Karmanos Jr., Thomas Thewes and Jim Rutherford. Holmgren is named head coach and Rutherford becomes club president and general manager.

COMPLETE RESULTS (*Overtime)

DATE	W/L	SCORE	OPP.	DATE	W/L	SCORE	OPP.
10/6	L	3-4	at MTL	1/12	L	4-6	at LA
10/9	L	2-5	PHI	1/14	L	3-6	at ANA
10/10	W	3-2	at BUF	1/15	L	2-8	at SJ
10/13	W	4-3	MTL	1/17	L	3-5	at BOS
10/14	W	6-2	at CHI	1/19	T	3-3*	TOR
10/16	L	3-5	at PIT	1/24	L	1-2	BOS
10/19	L	2-7	at TOR	1/26	L	0-3	MTL
10/20	L	2-5	QUE	1/27	T	1-1*	at OTT
10/23	T	3-3*	BUF	1/29	L	2-3	QUE
10/27	L	1-5	at DAL	2/1	W	2-1	at QUE
10/28	L	1-2	at STL	2/2	L	2-9	at MTL
10/30	L	1-4	NYR	2/4	T	2-2*	at WIN
11/1	L	2-4	STL	2/6	W	4-2	at VAN
11/3	L	3-6	CGY	2/11	L	1-4	at CGY
11/6	L	3-5	at NYI	2/12	W	5-2	at EDM
11/10	W	4-3*	OTT	2/16	L	3-5	BUF
11/13	T	4-4*	EDM	2/17	L	4-6	at PIT
11/17	L	2-4	BOS	2/19	W	4-2	NYR
11/18	L	3-6	at PHI	2/24	L	0-3	at DET
11/20	L	2-3	SJ	2/26	T	1-1*	NJ
11/23	W	2-1*	at FLA	2/27	L	1-3	WSH
11/24	L	1-4	at TB	3/2	L	1-4	LA
11/27	W	4-0	FLA	3/4	W	2-1	at FLA
11/29	W	4-2	at OTT	3/5	L	2-4	at TB
12/1	W	5-3	DET	3/9	W	4-1	TB
12/4	L	6-7*	PIT	3/10	L	0-4	at NJ
12/7	W	6-1	at WSH	3/12	T	2-2*	DAL
12/8	L	1-4	VAN	3/13	L	2-3	PIT
12/11	L	0-3	BUF	3/16	L	0-4	at NYR
12/12	T	2-2*	at BOS	3/17	L	1-4	at QUE
12/15	L	2-5	at NYR	3/19	W	5-3	at PHI
12/18	W	4-1	WSH	3/22	L	1-4	at WSH
12/22	W	6-3	NJ	3/25	L	3-6	at BUF
12/23	W	2-1	at OTT	3/26	L	2-3	ANA
12/26	W	3-2*	OTT	3/29	L	2-6	at DET
12/28	L	2-4	at NJ	3/30	W	3-2*	CHI
12/29	L	3-5	FLA	4/2	L	5-6	PHI
1/1	W	4-3	at NYI	4/6	T	3-3*	NYI
1/2	W	7-2	PIT	4/7	L	2-5	at QUE
1/5	W	4-0	WIN	4/10	W	6-4	TB
1/6	L	1-2	STL	4/11	L	1-3	MTL
1/8	W	6-0	NYI	4/14	W	3-2	at BOS

MAJOR TRADES

- 11/02/93** – Bryan Marchment and Steve Larmer acquired from CHI for Patrick Poulin and Eric Weinrich.
- 11/02/93** – Darren Turcotte and James Patrick acquired from NYR for Nick Kypreos, Barry Richter, Steve Larmer and a 1994 sixth-round draft pick (Yuri Litinev).
- 12/16/93** – Alexander Godnyuk acquired from FLA for Jim McKenzie.
- 03/10/94** – Gary Suter, Ted Drury and Paul Ranheim acquired from CGY for Zarley Zalapski, James Patrick and Michael Nylander.
- 05/11/94** – Frantisek Kucera and Jocelyn Lemieux acquired from CHI for Gary Suter, Randy Cunneyworth and a 1995 third-round pick (later traded to VAN for Larry Courville).

1992-93 IN REVIEW

CLOSING GAME ROSTER vs. Philadelphia Flyers (home 4/16/93)

3 Zarley Zalapski	D	11 Yvon Corriveau	RW	23 Paul Gillis	C	30 Mike Lenarduzzi	G
4 Eric Weinrich	D	12 Barry Nieckar	LW	24 Patrick Poulin	LW	36 Michael Nylander	C
6 Adam Burt	D	16 Pat Verbeek	RW	25 Terry Yake	C	38 Robert Kron	RW
7 Randy Cunneyworth	LW	21 Andrew Cassels	C	27 Doug Houda	D	40 Frank Pietrangelo	G
8 Geoff Sanderson	LW	22 Mark Janssens	C	29 Randy Ladouceur	D	41 Al Pedersen	D

FINAL ADAMS DIVISION STANDINGS

	GP	W	L	T	GF	GA	PTS
BOSTON	84	51	26	7	332	268	109
QUEBEC	84	47	27	10	351	300	104
MONTREAL	84	48	30	6	326	280	102
BUFFALO	84	38	36	10	335	297	86
HARTFORD*	84	26	52	6	284	369	58
OTTAWA	84	10	70	4	202	395	24

*Did not make playoffs.

COMPLETE RESULTS (*Overtime)

DATE	W/L	SCORE	OPP.	DATE	W/L	SCORE	OPP.
10/6	L	1-5	MTL	1/13	L	3-7	at MTL
10/8	L	2-3*	at BOS	1/15	L	1-3	at EDM
10/10	L	2-5	BUF	1/16	L	3-8	at VAN
10/12	L	2-6	at NYR	1/18	L	7-8	WIN
10/14	W	4-1	OTT	1/21	W	4-2	SJ
10/17	L	3-7	PIT	1/23	L	2-6	CHI
10/20	W	5-4	at NJ	1/24	L	4-5*	at PHI
10/22	W	5-1	at OTT	1/27	W	6-5	at MTL
10/24	L	2-4	at NYI	1/28	L	2-5	at OTT
10/28	L	3-4*	NJ	1/30	L	3-6	WIN
10/31	L	1-7	LA	2/3	L	2-3	at BUF
11/3	T	3-3*	QUE	2/8	L	1-3	STL
11/6	L	2-5	at DET	2/12	W	6-2	at WIN
11/7	L	2-6	WSH	2/13	L	3-4*	at CGY
11/11	L	3-4	CGY	2/17	L	3-5	BUF
11/13	L	2-8	at BUF	2/20	W	7-3	EDM
11/14	L	0-2	DET	2/21	L	3-4	PIT
11/18	W	5-2	STL	2/24	L	2-5	PHI
11/19	W	4-2	at OTT	2/27	W	5-3	at QUE
11/21	L	2-8	at QUE	2/28	L	6-7*	NYI
11/25	L	1-6	MTL	3/3	L	4-7	NJ
11/27	L	4-5*	at BOS	3/5	W	4-2	at BUF
11/28	W	4-3*	BOS	3/6	W	5-1	VAN
12/1	L	4-8	at STL	3/8	W	4-2	at QUE
12/3	W	7-5	at SJ	3/10	L	3-5	at TOR
12/5	L	3-7	at LA	3/13	T	3-3*	BUF
12/9	W	6-2	OTT	3/16	W	4-3*	at TB
12/11	L	3-9	at BUF	3/19	L	2-5	at WSH
12/12	T	1-1	BUF	3/22	L	4-5	at BOS
12/16	W	6-3	WSH	3/24	L	5-6*	MTL
12/18	L	3-4	at WSH	3/27	W	2-1	at MIN
12/19	T	4-4*	NYR	3/28	L	0-3	at CHI
12/21	W	5-2	at MTL	3/30	L	1-3	BOS
12/23	W	3-1	TB	4/1	L	2-10	at PIT
12/26	L	4-9	BOS	4/3	W	7-3	OTT
12/27	L	2-6	at NJ	4/5	W	5-4	at NYR
12/31	L	2-6	QUE	4/7	W	6-1	at OTT
1/2	L	2-3*	at BOS	4/10	L	3-6	at QUE
1/3	T	6-6*	MIN	4/11	L	2-4	TOR
1/6	L	1-3	BUF	4/13	T	3-3*	at NYI
1/9	W	4-2	QUE	4/14	W	5-4*	NYI
1/10	L	5-7	MTL	4/16	L	4-5*	PHI

MAJOR TRADES

- 06/15/92** – Obtained Nick Kypreos from WSH for Mark Hunter and Yvon Corriveau.
- 08/28/92** – Obtained Sean Burke and Eric Weinrich from NJ for Bobby Holik, a 2nd-round 1993 draft pick (Jay Pandolfo) and future considerations.
- 09/03/92** – Obtained Mark Janssens from MIN for James Black.
- 11/24/92** – Traded John Cullen to TOR for a 1993 2nd-round pick (later traded to SJ in Chris Pronger trade).
- 03/22/93** – Obtained Robert Kron, 1993 3rd-round pick (Marek Malik) and future considerations from VAN for Murray Craven and the 1993 5th-round pick from VAN in the Corrie D'Alessio trade.
- 05/17/93** – Obtained Jim Sandlak from VAN to complete the 03/22 trade.

FINAL STATISTICS (Whalers games only)

PLAYER	SCORING							PIM	PP	SH	GW	GT
	GP	G	A	PTS	PIM	PP	SH					
Geoff Sanderson	82	46	43	89	28	21	2	4	0			
Andrew Cassels	84	21	65	86	62	8	3	1	0			
Pat Verbeek	84	39	43	82	197	16	0	6	2			
Zarley Zalapski	83	14	51	65	94	8	1	0	0			
Terry Yake	66	22	31	53	46	4	1	2	0			
Patrick Poulin	81	20	31	51	37	4	0	2	0			
Eric Weinrich	79	7	29	36	76	0	2	2	0			
Michael Nylander	59	11	22	33	36	3	0	1	0			
Mark Janssens	76	12	17	29	237	0	0	1	0			
Nick Kypreos	75	17	10	27	325	0	0	2	1			
Adam Burt	65	6	14	20	116	0	0	0	0			
Yvon Corriveau	37	5	5	10	14	1	0	1	0			
Randy Cunneyworth	39	5	4	9	63	0	0	1	0			
Robert Petrovicky	42	3	6	9	45	0	0	0	0			
Jim McKenzie	64	3	6	9	202	0	0	0	0			
Dan Kecmer	23	4	4	8	28	2	0	1	0			
Doug Houda	60	2	6	8	167	0	0	0	0			
Mark Greig	22	1	7	8	27	0	0	0	0			
Joe Day	24	1	7	8	47	0	0	0	0			
Randy Ladouceur	62	2	4	6	109	0	0	0	0			
Tim Kerr	22	0	6	6	7	0	0	0	0			
Robert Kron	13	4	2	6	4	2	0	0	0			
Jamie Leach	19	3	2	5	2	0	0	0	0			
Allen Pedersen	59	1	4	5	60	0	0	0	0			
Paul Gillis	21	1	1	2	40	0	0	0	0			
Sean Burke	50	0	2	2	25	0	0	0	0			
Chris Govedaris	7	1	0	1	0	0	0	0	0			
Mario Gosselin	16	0	1	1	0	0	0	0	0			
Corrie D'Alessio	1	0	0	0	0	0	0	0	0			
Scott Daniels	1	0	0	0	19	0	0	0	0			
Barry Nieckar	2	0	0	0	2	0	0	0	0			
Mike Lenarduzzi	3	0	0	0	0	0	0	0	0			
Jim Agnew	16	0	0	0	68	0	0	0	0			
Frank Pietrangelo	30	0	0	0	4	0	0	0	0			

GOALTENDING

PLAYER	GP	MIN	GA	GAA	SO	W-L-T
Corrie D'Alessio	1	11	0	0.00	0	0-0-0
Mike Lenarduzzi	3	168	9	3.21	0	1-1-1
Mario Gosselin	16	867	57	3.94	0	5-9-1
Sean Burke	50	2656	184	4.16	0	16-27-3
Frank Pietrangelo	30	1373	111	4.85	0	4-15-1

SEASON HIGHLIGHTS

- Geoff Sanderson represents the Whalers in the NHL All-Star Skills Competition, and he is chosen as Hartford's MVP by his teammates. Sanderson leads the team with 46 goals and 89 points, including a club record 21 power play goals.
- Andrew Cassels leads the Whalers in assists with 65 in his first full season in Hartford.
- Brian Burke joins the Whalers as general manager.
- Nick Kypreos ties a club record with 42 penalty minutes on December 11 at Buffalo en route to winning the Favorite Whaler and Heavy Hitter awards.
- Captain Pat Verbeek registers his first two hat tricks as a Whaler against Edmonton 2/20 and the New York Islanders 2/28.

CLOSING GAME ROSTER vs. Philadelphia Flyers (away 4/15/92)

3 Zarley Zalapski	D	11 John Cullen	C	24 Bobby Holik	RW	35 Kay Whitmore	G
5 Steve Konroyd	D	12 Murray Craven	LW	25 Mark Bergevin	D	36 Daniel Shank	RW
6 Adam Burt	D	16 Pat Verbeek	LW	26 Mark Hunter	RW	37 Patrick Poulin	LW
7 Randy Cunneynworth	LW	20 Yvon Corriveau	LW	29 Randy Ladouceur	D	40 Frank Pietrangelo	G
8 Geoff Sanderson	LW	21 Andrew Cassels	C	34 Mikael Anderson	C	46 Todd Richards	D

FINAL ADAMS DIVISION STANDINGS

	GP	W	L	T	GF	GA	PTS
MONTREAL	80	41	28	11	267	207	93
BOSTON	80	36	32	12	270	275	84
BUFFALO	80	31	37	12	289	299	74
HARTFORD*	80	26	41	13	247	283	65
QUEBEC	80	20	48	12	255	318	52

*Lost to Montreal in Adams Division Semi-Finals, 4-3.

FINAL STATISTICS (Whalers games only)

PLAYER	SCORING									
	GP	G	A	PTS	PIM	PP	SH	GW	GT	
JOHN CULLEN	77	26	51	77	141	10	0	4	0	
PAT VERBEEK	76	22	35	57	243	10	0	3	0	
ZARLEY ZALAPSKI	79	20	37	57	116	4	0	3	1	
MURRAY CRAVEN	61	24	30	54	38	8	4	1	1	
MIKAEL ANDERSSON	74	18	29	47	14	1	3	1	0	
BOBBY HOLIK	76	21	24	45	44	1	0	2	1	
ANDREW CASSELS	67	11	30	41	18	2	2	3	0	
GEOFF SANDERSON	64	13	18	31	18	2	0	1	0	
ROB BROWN	42	16	15	31	39	13	0	2	2	
BRAD SHAW	62	3	22	25	44	0	0	0	0	
ADAM BURT	66	9	15	24	93	4	0	1	0	
MARC BERGEVIN	75	7	17	24	64	4	1	1	0	
MARK HUNTER	63	10	13	23	159	5	0	0	0	
YVON CORRIVEAU	38	12	8	20	36	3	0	0	0	
RANDY CUNNEYNWORTH	39	7	10	17	71	0	0	1	0	
STEVE KONROYD	33	2	10	12	32	1	0	0	0	
JAMES BLACK	30	4	6	10	14	1	0	1	0	
RANDY LADOUCEUR	74	1	9	10	127	0	0	0	0	
DOUG HOUDA	56	3	6	9	125	1	0	1	0	
MICHEL PICARD	25	3	5	8	6	1	0	0	0	
JIM MCKENZIE	67	5	1	6	87	0	0	0	1	
KEVIN DINEEN	16	4	2	6	23	1	0	1	0	
ED KASTELIC	17	0	5	5	6	0	0	0	0	
JOHN STEVENS	25	1	3	4	61	0	0	0	0	
JOHN STEVENS	21	0	4	4	19	0	0	0	0	
BARRY PEDERSON	5	2	2	4	0	1	0	0	0	
PAUL CYR	17	0	3	3	19	0	0	0	0	
JOE DAY	24	0	3	3	10	0	0	0	0	
DANIEL SHANK	13	2	0	2	18	0	0	0	0	
TERRY YAKE	15	1	1	2	4	0	0	0	0	
PAUL GILLIS	12	0	2	2	48	0	0	0	0	
PETER SIDORKIEWICZ	35	0	1	1	2	0	0	0	0	
KAY WHITMORE	45	0	1	1	16	0	0	0	0	
JERGUS BACA	1	0	0	0	0	0	0	0	0	
DAN KECZMER	1	0	0	0	0	0	0	0	0	
PATRICK POULIN	1	0	0	0	2	0	0	0	0	
MIKE TOMLAK	6	0	0	0	0	0	0	0	0	
TODD RICHARDS	6	0	0	0	2	0	0	0	0	
FRANK PIETRANGELO	5	0	0	0	0	0	0	0	0	
LEE NORWOOD	6	0	0	0	16	0	0	0	0	
CHRIS TANCILL	10	0	0	0	2	0	0	0	0	

GOALTENDING

PLAYER	GP	MINS	GA	GAA	SO	W-L-T
KAY WHITMORE	45	2567	155	3.62	3	14-21-6
PETER SIDORKIEWICZ	35	1995	111	3.34	2	9-19-6
FRANK PIETRANGELO	5	306	12	2.35	0	3-1-1

COMPLETE RESULTS (*Overtime)

DATE	W/L	SCORE	OPP.	DATE	W/L	SCORE	OPP.
10/5	L	2-4	QUE	1/15	L	3-4	BOS
10/8	T	2-2*	MTL	1/16	L	3-4*	at BOS
10/12	W	5-2	NYR	1/21	T	3-3*	WIN
10/14	W	4-3	at MTL	1/25	T	4-4*	BOS
10/16	W	3-2	at WIN	1/26	L	1-3	at MTL
10/19	W	4-1	BUF	1/28	L	3-4	MIN
10/23	W	3-0	SJ	1/31	L	1-4	at EDM
10/26	L	2-4	CHI	2/1	T	4-4*	at VAN
10/27	L	1-5	at BUF	2/4	L	5-6	at SJ
10/30	T	4-4*	LA	2/6	T	5-5*	at LA
11/1	L	5-8	at DET	2/9	T	4-4*	MIN
11/2	W	6-5	at PIT	2/11	W	5-1	BUF
11/6	L	2-3	CGY	2/13	L	1-3	EDM
11/9	W	4-3	at STL	2/15	L	1-4	at NJ
11/10	L	0-3	CHI	2/16	L	4-5	at BUF
11/12	W	5-4	QUE	2/19	T	2-2*	MTL
11/14	T	2-2*	MTL	2/22	W	4-0	QUE
11/16	L	4-5*	BOS	2/23	L	0-4	DET
11/17	W	3-1	at TOR	2/25	L	2-5	STL
11/22	L	2-8	at NJ	2/27	W	8-4	at PIT
11/23	L	2-3	WSH	2/29	W	5-4*	at MIN
11/25	L	2-5	at QUE	3/1	L	4-9	at NYR
11/27	W	7-3	at PHI	3/3	W	4-0	BOS
11/30	W	3-2	MTL	3/5	L	4-10	QUE
12/1	L	4-5	BOS	3/7	L	1-5	VAN
12/4	L	0-3	TOR	3/9	L	0-2	at QUE
12/7	T	6-6*	BUF	3/11	W	4-0	LA
12/13	W	8-4	at BUF	3/13	W	1-0	at WIN
12/14	L	2-6	NYR	3/14	L	1-3	at EDM
12/17	L	2-4	NYI	3/16	W	4-3	at CGY
12/19	L	1-4	NJ	3/18	L	2-3	at VAN
12/21	L	2-3*	at MTL	3/21	L	4-5	SJ
12/23	W	4-3	BUF	3/22	T	2-2*	PIT
12/26	L	2-3	at BOS	3/24	W	8-2	at WSH
12/28	L	1-4	at QUE	3/26	L	2-7	at STL
12/29	W	6-4	NYI	3/28	L	1-3	CHI
1/2	W	4-1	QUE	3/29	T	2-2*	at BUF
1/4	T	2-2*	WSH	4/12	W	4-2	PHI
1/9	L	1-2	at NYI	4/13	L	3-6	at BOS
1/11	L	2-3	at MTL	4/15	W	4-3*	at PHI

MAJOR TRADES

09/17/91 – Andrew Cassels is acquired from MTL for a 1992 second-round draft pick (Valeri Bure).

11/13/91 – Murray Craven and a 1992 fourth-round draft pick (Kevin Smyth) acquired from PHI for Kevin Dineen.

01/24/92 – Steve Konroyd is acquired from CHI for Rob Brown.

03/10/92 – Frank Pietrangelo is acquired from PIT for 1994 third- and seventh-round picks (Sven Butenschon and Serge Habin).

07/08/92 – Tim Kerr is acquired from NYR for a 1993 seventh-round draft pick (Sergei Kondrashkin).

SEASON HIGHLIGHTS

- Rick Ley is replaced as coach of the club by Jim Roberts – June 7, 1991.
- Jim Roberts becomes the seventh head coach in the 12-year history of the Hartford Whalers – June 7, 1991.
- Jay Leach is named head coach of the Springfield Indians, replacing Roberts – August 7, 1991.
- John Cullen is chosen by his teammates as the team's MVP, and is selected to represent the Whalers in the NHL All-Star Game.

1990-91 IN REVIEW

CLOSING GAME ROSTER vs. Boston Bruins (away 4/13/91)

3 Zarley Zalapski	D	17 Todd Krygier	LW	27 Doug Houda	D	35 Kay Whitmore	G
4 Rob Brown	RW	18 Paul Cyr	LW	28 Mike Tomlak	C	38 Terry Yake	C
11 Kevin Dineen	RW	20 Yvon Corriveau	LW	29 Randy Ladouceur	D	46 Todd Richards	D
12 Dean Evason	C	21 Sylvain Cote	D	30 Peter Sidorkiewicz	G		
15 John Cullen	C	24 Bobby Holik	RW	32 Brad Shaw	D		
16 Pat Verbeek	RW	26 Mark Hunter	RW	33 Jim McKenzie	LW		

FINAL ADAMS DIVISION STANDINGS

	GP	W	L	T	GF	GA	PTS
BOSTON	80	44	24	12	299	264	100
MONTREAL	80	39	30	11	273	249	89
BUFFALO	80	31	30	19	292	278	81
HARTFORD*	80	31	38	11	238	276	73
QUEBEC	80	16	50	14	236	354	46

*Lost to Boston in Adams Division Semifinals 4-2.

COMPLETE RESULTS (*Overtime)

DATE	W/L	SCORE	OPP.	DATE	W/L	SCORE	OPP.
10/4	T	3-3*	QUE	1/2	W	5-2	at VAN
10/6	W	5-4	NYR	1/5	W	4-3	WIN
10/8	L	3-5	at MTL	1/8	L	3-4*	at LA
10/10	W	4-3	BUF	1/10	W	5-4	at VAN
10/12	L	2-4	at DET	1/12	T	2-2*	at TOR
10/13	W	5-2	MTL	1/13	L	3-4	at NYR
10/16	T	1-1*	at QUE	1/16	W	4-3	LA
10/17	W	3-1	at TOR	1/23	W	5-4	CGY
10/19	L	2-5	at LA	1/24	L	0-3	at BOS
10/24	L	0-3	at MIN	1/26	W	5-3	PHI
10/27	L	2-4	VAN	1/29	L	1-8	NYI
10/28	L	0-5	at BUF	1/31	L	3-4*	at STL
10/31	L	2-4	MTL	2/2	W	2-0	at PHI
11/3	L	1-4	STL	2/3	T	1-1*	at NYI
11/6	T	1-1*	CHI	2/6	W	5-1	EDM
11/9	L	4-5	at WIN	2/9	L	2-5	CGY
11/10	W	3-2	at MIN	2/10	W	3-1	CHI
11/14	W	3-1	BOS	2/13	W	6-2	DET
11/15	W	4-2	at NJ	2/15	L	3-5	at NYR
11/17	W	4-2	WSH	2/16	W	2-1	at MTL
11/21	T	4-4*	QUE	2/20	W	5-3	MTL
11/23	W	4-3	at BOS	2/23	L	4-5	BUF
11/24	L	3-4	BOS	2/24	T	5-5*	at BUF
11/28	L	3-4	QUE	2/26	L	4-5	at WIN
11/29	W	6-4	at PIT	2/28	L	3-6	at CHI
12/1	L	2-4	EDM	3/2	T	3-3*	at QUE
12/3	W	4-2	at MTL	3/3	T	4-4*	TOR
12/5	L	3-4	MTL	3/5	L	1-4	STL
12/7	W	4-3*	at BUF	3/9	L	2-5	PIT
12/8	W	3-1	PIT	3/10	L	1-2	QUE
12/12	L	1-5	BOS	3/12	W	3-2	at WSH
12/13	L	2-8	at BOS	3/14	W	4-2	DET
12/15	W	3-2	at WSH	3/16	W	6-2	NJ
12/18	L	3-4*	BUF	3/17	L	1-6	at BUF
12/20	L	2-4	at NYI	3/19	T	1-1*	BOS
12/22	W	1-0	PHI	3/23	L	3-7	at QUE
12/23	L	2-5	MIN	3/25	L	2-3*	at MTL
12/26	W	4-1	at QUE	3/27	L	3-4*	at NJ
12/29	L	2-8	at CGY	3/30	T	5-5*	BUF
12/30	L	3-4	at EDM	3/31	L	3-7	at BOS

MAJOR TRADES

- 12/02/90** – Rob Brown is acquired from PIT for Scott Young.
- 02/20/91** – Doug Houda is acquired from DET for Doug Crossman.
- 03/04/91** – John Cullen, Zarley Zalapski and Jeff Parker are acquired from PIT for Ron Francis, Ulf Samuelsson and Grant Jennings.

FINAL STATISTICS (Whalers games only)

PLAYER	SCORING									
	GP	G	A	PTS	PIM	PP	SH	GW	GT	
PAT VERBEEK	80	43	39	82	246	15	0	5	1	
RON FRANCIS	67	21	55	76	51	10	1	6	0	
KEVIN DINEEN	61	17	30	47	104	4	0	2	0	
BOBBY HOLIK	78	21	22	43	113	8	0	3	0	
ROB BROWN	44	18	24	42	101	10	0	2	0	
RAY FERRARO	61	19	16	35	52	5	0	1	1	
BRAD SHAW	72	4	28	32	29	2	0	1	0	
TODD KRYGIER	72	13	17	30	95	3	0	2	3	
DEAN EVASON	75	6	23	29	170	1	0	0	0	
PAUL CYR	70	12	13	25	107	0	1	2	0	
DOUG CROSSMAN	41	4	19	23	19	2	0	0	0	
CAREY WILSON	45	8	15	23	16	4	0	1	0	
ULF SAMUELSSON	62	3	18	21	174	0	0	0	0	
SYLVAIN COTE	73	7	12	19	17	1	0	0	0	
JOHN CULLEN	13	8	8	16	18	4	0	1	0	
MIKE TOMLAK	64	8	8	16	55	0	1	0	0	
SCOTT YOUNG	34	6	9	15	8	3	1	2	0	
RANDY CUNNEYWORTH	32	9	5	14	49	0	0	1	0	
MIKAEL ANDERSSON	41	4	7	11	8	0	0	0	0	
ADAM BURT	42	2	7	9	63	1	0	1	0	
MARK HUNTER	11	4	3	7	40	1	0	0	0	
JIM MCKENZIE	41	4	3	7	108	0	0	0	0	
DAVE BABYCH	8	0	6	6	4	0	0	0	0	
ZARLEY ZALAPSKI	11	3	3	6	6	3	0	0	0	
GRANT JENNINGS	44	1	4	5	82	0	0	0	0	
TERRY YAKE	19	1	4	5	10	0	0	1	0	
RANDY LADOUCEUR	67	1	3	4	118	0	0	0	0	
CHRIS GOVEDARIS	14	1	3	4	4	0	0	1	0	
ED KASTELIC	45	2	2	4	211	0	0	0	0	
TODD RICHARDS	2	0	4	4	2	0	0	0	0	
PETER SIDORKIEWICZ	52	0	4	4	6	0	0	0	0	
DOUG HOUDA	19	1	2	3	41	0	0	0	1	
YVON CORRIVEAU	23	1	1	2	18	0	0	0	0	
CHRIS TANCILL	9	1	1	2	4	0	1	0	0	
JERGUS BACA	9	0	2	2	14	0	0	0	0	
GEOFF SANDERSON	2	1	0	1	0	0	0	0	0	
JOHN STEVENS	14	0	1	1	11	0	0	0	0	
MICHEL PICARD	5	1	0	1	2	0	0	0	0	
KAY WHITMORE	18	0	1	1	4	0	0	0	0	
BRIAN CHAPMAN	3	0	0	0	29	0	0	0	0	
MARC BERGEVIN	4	0	0	0	4	0	0	0	0	
MARK GREIG	4	0	0	0	0	0	0	0	0	
JAMES BLACK	1	0	0	0	0	0	0	0	0	
JEFF PARKER	4	0	0	0	2	0	0	0	0	
ROSS MCKAY	1	0	0	0	0	0	0	0	0	
DARYL REAUGH	20	0	0	0	4	0	0	0	0	

GOALTENDING

PLAYER	GP	MINS	GA	GAA	SO	W-L-T
PETER SIDORKIEWICZ	52	2953	164	3.33	1	21-22-7
DARYL REAUGH	20	1010	53	3.15	1	7-7-1
KAY WHITMORE	18	850	52	3.67	0	3-9-3
ROSS MCKAY	1	35	3	5.14	0	0-0-0

SEASON HIGHLIGHTS

- Pat Verbeek is chosen by his teammates as team MVP, and he is the Whalers' representative in the NHL All-Star Game.
- John Cullen finishes fifth in the NHL scoring race with 110 points, the highest point total ever recorded by a Whaler in the team's WHA and NHL history.
- Kevin Dineen is selected as the NHL Budweiser Man-of-the-Year.

CLOSING GAME ROSTER vs. Boston Bruins (home 4/17/90)

5 Ulf Samuelsson	D	12 Dean Evason	C	21 Sylvain Cote	D	29 Randy Ladouceur	D
7 Randy Cunneynworth	LW	14 Chris Govedaris	RW	25 Grant Jennings	D	30 Peter Sidorkiewicz	G
8 Jody Hull	RW	15 Dave Tippett	LW	26 Ray Ferraro	C	32 Brad Shaw	D
10 Ron Francis	C	16 Pat Verbeek	RW	27 Scott Young	RW	35 Kay Whitmore	G
11 Kevin Dineen	RW	17 Todd Krygier	LW	28 Mike Tomlak	C	44 Dave Babych	D

FINAL ADAMS DIVISION STANDINGS

	GP	W	L	T	GF	GA	PTS
BOSTON	80	46	25	9	289	232	101
BUFFALO	80	45	27	8	286	248	98
MONTREAL	80	41	28	11	288	234	93
HARTFORD*	80	38	33	9	275	268	85
QUEBEC	80	12	61	7	240	407	31

*Lost to Boston in Adams Division Semifinals 4-3.

FINAL STATISTICS (Whalers games only)

PLAYER	SCORING									
	GP	G	A	PTS	PIM	PP	SH	GW	GT	
RON FRANCIS	80	32	69	101	73	15	1	5	1	
PAT VERBEEK	80	44	45	89	228	14	0	5	1	
KEVIN DINEEN	67	25	41	66	164	8	2	2	2	
SCOTT YOUNG	80	24	40	64	47	10	2	5	0	
RAY FERRARO	79	25	29	54	109	7	0	4	1	
DEAN EVASON	78	18	25	43	138	2	2	2	0	
DAVE BABYCH	72	6	37	43	62	4	0	1	0	
MIKAEL ANDERSSON	50	13	24	37	6	1	2	2	0	
BRAD SHAW	64	3	32	35	30	3	0	0	0	
TODD KRYGIER	58	18	12	30	52	5	1	3	1	
RANDY CUNNEYNWORTH	43	9	9	18	41	2	0	1	0	
DAVE TIPPETT	66	8	19	27	32	0	1	3	0	
MIKE TOMLAK	70	7	14	21	48	1	1	2	0	
YVON CORRIVEAU	13	4	1	5	20	0	0	0	0	
JODY HULL	38	7	10	17	21	2	0	0	0	
RANDY LADOUCEUR	71	3	12	15	126	0	0	0	0	
ULF SAMUELSSON	55	2	11	13	177	0	0	0	0	
ADAM BURT	63	4	8	12	105	1	0	0	1	
GRANT JENNINGS	64	3	6	9	171	0	0	0	0	
ED KASTELIC	67	6	2	8	198	0	0	0	0	
SYLVAIN COTE	28	4	2	6	14	1	0	1	1	
JOEL QUENNEVILLE	44	1	4	5	34	0	0	0	0	
BRIAN LAWTON	13	2	1	3	6	1	0	0	0	
TOM MARTIN	21	1	2	3	37	0	0	0	0	
TERRY YAKE	2	0	1	1	0	0	0	0	0	
JIM CULHANE	6	0	1	1	6	0	0	0	0	
KAY WHITMORE	9	0	1	1	4	0	0	0	0	
CHRIS GOVEDARIS	12	0	1	1	6	0	0	0	0	
PETER SIDORKIEWICZ	46	0	1	1	4	0	0	0	0	
MIKE LIUT	29	0	0	0	0	0	0	0	0	
JAMES BLACK	1	0	0	0	0	0	0	0	0	
BOB BODAK	1	0	0	0	7	0	0	0	0	
ALLEN TUER	2	0	0	0	6	0	0	0	0	
JIM McKENZIE	5	0	0	0	4	0	0	0	0	
STEVE DYKSTRA	9	0	0	0	2	0	0	0	0	
MARC LAFORGE	9	0	0	0	43	0	0	0	0	

GOALTENDING

PLAYER	GP	MINS	GA	GAA	SO	W-L-T
MIKE LIUT	29	1683	74	2.64	3	15-12-1
KAY WHITMORE	9	442	26	3.53	0	4-2-1
PETER SIDORKIEWICZ	46	2703	161	3.57	1	19-19-7

SEASON HIGHLIGHTS

- Ron Francis selected to play in his fourth NHL All-Star Game.
- Pat Verbeek is only NHL player to lead team in goals (44) and penalty minutes (228).
- Whalers produce second best record to date in their NHL history with 38-33-9 mark.
- Whalers sign 1989 first-round draft choice Bobby Holik to multi-year contract.
- Holik was visiting the U.S. after agreement was reached to allow him to play for Hartford in 1990-91 season.
- Whalers select Mikael Andersson in NHL Waiver Draft. Andersson goes on to tally career-high 37 points in 50 games.

COMPLETE RESULTS (*Overtime)

DATE	W/L	SCORE	OPP.	DATE	W/L	SCORE	OPP.
10/5	L	1-4	MTL	1/5	L	4-6	at CGY
10/7	L	4-6	MIN	1/6	T	4-4*	at EDM
10/8	W	9-6	at QUE	1/10	W	3-1	at VAN
10/11	W	4-1	WSH	1/13	W	6-3	at LA
10/13	L	1-4	at BUF	1/15	L	1-4	at BOS
10/14	L	2-3	NJ	1/17	T	5-5*	BOS
10/18	W	2-1	BUF	1/19	T	3-3*	CGY
10/19	L	3-7	at NYR	1/23	W	4-2	NYI
10/21	T	3-3*	DET	1/25	L	2-3	at STL
10/23	L	2-3	at MTL	1/27	W	6-4	CHI
10/25	W	2-0	QUE	1/30	T	4-4*	EDM
10/26	W	7-3	at NJ	2/1	L	1/2	at PHI
10/28	W	1-0	at BOS	2/3	W	5-1	at QUE
11/1	L	3-5	STL	2/4	L	0-2	at MTL
11/3	W	4-3	at DET	2/7	W	5-3	at MIN
11/4	W	6-3	LA	2/9	L	1-4	VAN
11/8	L	3-6	BUF	2/10	W	6-2	TOR
11/10	W	4-2	at WIN	2/14	T	6-6*	at TOR
11/12	L	2-4	at CHI	2/17	L	3-7	at MTL
11/14	W	3-0	at DET	2/18	W	6-4	at BUF
11/15	L	2-5	BOS	2/21	W	3-2	QUE
11/18	L	2-3	NYR	2/23	L	3-7	at BUF
11/22	L	2-4	QUE	2/24	L	1-3	WIN
11/25	W	5-2	PHI	2/28	W	3-1	MTL
11/26	L	2-4	at BUF	3/2	W	4-3	at WSH
11/28	L	2-4	BUF	3/3	W	6-4	NYR
11/30	W	5-3	at STL	3/6	W	4-2	at NYI
12/2	W	4-3	at MON	3/8	L	6-7	TOR
12/6	L	3-4	NYI	3/10	L	0-5	BUF
12/7	W	4-3	at BOS	3/11	L	3-4	BOS
12/9	W	7-3	NJ	3/13	W	1-0	at VAN
12/13	L	2-5	LA	3/17	L	4-5	at CGY
12/14	W	3-2	at PHI	3/18	W	3-1	at EDM
12/16	L	2-5	WSH	3/21	W	4-1	QUE
12/19	W	8-4	at PIT	3/24	W	7-4	MTL
12/20	W	4-3	BOS	3/25	W	4-2	PIT
12/23	W	4-3	MIN	3/27	T	3-3*	at PIT
12/26	T	3-3*	at QUE	3/29	L	2-3	at BOS
12/30	L	3-7	at CHI	3/31	W	3-2	at QUE
1/3	L	2-4	WIN	4/1	T	1-1*	MTL

MAJOR TRADES

- 06/17/89** – Obtained Pat Verbeek from NJ for Sylvain Turgeon.
- 12/13/89** – Obtained Randy Cunneynworth from WPG for Paul MacDermid.
- 03/05/90** – Obtained Yvon Corriveau from WSH for Mike Liut.

1988-89 IN REVIEW

CLOSING GAME ROSTER vs. Montreal Canadiens (home 4/9/89)

3 Joel Quenneville	D	12 Dean Evason	C	21 Sylvain Cote	D	30 Peter Sidorkiewicz	G
5 Ulf Samuelsson	D	14 Don Maloney	LW	23 Paul MacDermid	RW	32 Brad Shaw	D
7 Brian Lawton	C	15 Dave Tippett	LW	25 Grant Jennings	D	33 Norm Maciver	D
10 Ron Francis	C	16 Sylvain Turgeon	LW	26 Ray Ferraro	C	35 Kay Whitmore	G
11 Kevin Dineen	RW	20 John Anderson	LW	27 Scott Young	RW	44 Dave Babych	D

FINAL ADAMS DIVISION STANDINGS

	GP	W	L	T	GF	GA	PTS
MONTREAL	80	53	18	9	315	218	115
BOSTON	80	37	29	14	289	256	88
BUFFALO	80	38	35	7	291	299	83
HARTFORD*	80	37	38	5	299	290	79
QUEBEC	80	27	46	7	262	342	61

*Lost to Montreal in Adams Division Semifinals 4-0.

COMPLETE RESULTS (*Overtime)

DATE	W/L	SCORE	OPP.	DATE	W/L	SCORE	OPP.
10/6	L	2-5	QUE	1/10	W	2-1	at WIN
10/8	L	2-6	BOS	1/14	L	6-9	at LA
10/9	L	1-3	at BOS	1/16	L	3-5	at TOR
10/12	W	4-3	at NYR	1/18	L	1-3	at MTL
10/15	W	7-5	CHI	1/19	W	6-4	MTL
10/19	L	4-5	at MTL	1/21	W	5-4	LA
10/22	W	8-6	PHI	1/23	W	5-0	at QUE
10/26	W	7-1	at BUF	1/25	T	3-3*	STL
10/28	L	3-5	at NJ	1/27	W	8-6	at NJ
10/29	W	3-0	NJ	1/28	L	2-3*	QUE
11/1	L	3-5	MTL	1/31	L	3-5	BUF
11/3	W	5-3	at BOS	2/3	L	0-1	at WSH
11/3	L	3-6	MTL	2/4	L	3-5	at NYI
11/5	L	2-3	VAN	2/9	W	5-2	BUF
11/7	L	3-6	at CGY	2/11	W	7-3	WIN
11/9	T	1-1*	at VAN	2/15	W	4-2	at TOR
11/10	L	2-7	at LA	2/18	W	4-3	at MIN
11/12	W	3-1	at MIN	2/19	L	6-7*	at WIN
11/16	L	3-4	DET	2/21	L	4-7	at EDM
11/18	L	2-3	at WSH	2/23	W	4-2	QUE
11/19	L	2-5	CGY	2/25	L	1-9	BOS
11/23	W	4-3	QUE	2/26	W	8-6	PIT
11/26	W	4-2	at QUE	2/28	W	3-1	at NYI
12/2	W	6-1	at BUF	3/2	W	2-1	VAN
12/3	L	2-4	MIN	3/4	L	1-6	MTL
12/6	W	9-0	BUF	3/5	W	3-0	TOR
12/8	W	5-4	NYR	3/8	W	7-3	EDM
12/10	W	4-1	CGY	3/11	L	3-5	at MTL
12/14	L	3-4	at CHI	3/12	T	3-3*	PHI
12/15	T	3-3*	at STL	3/14	W	8-2	NYI
12/17	L	2-4	EDM	3/16	L	1-6	BUF
12/19	L	1-2	at MTL	3/18	L	2-8	WSH
12/21	L	3-4	BOS	3/19	W	3-2	at BOS
12/23	L	4-5	at PHI	3/22	W	4-2	BOS
12/26	L	3-4*	PIT	3/23	L	3-6	at QUE
12/28	T	4-4*	at QUE	3/25	W	4-0	STL
12/30	W	4-3	DET	3/28	L	2-4	at BUF
12/31	W	3-2	at DET	3/30	W	9-5	at PIT
1/2	L	4-5	at NYR	4/1	W	6-1	CHI
1/4	W	5-4*	at BUF	4/2	L	2-3	at BOS

MAJOR TRADES

07/09/88 – Obtained Ed Kastelic and Grant Jennings from WSH for Mike Millar and Neil Sheehy.

12/26/88 – Obtained Don Maloney, Brian Lawton and Norm Maciver from NYR for Carey Wilson and a fifth-round 1990 draft choice (Lubos Rob).

FINAL STATISTICS (W/halers games only)

PLAYER	SCORING									
	GP	G	A	PTS	PIM	PP	SH	GW	GT	
KEVIN DINEEN	79	45	44	89	167	20	1	4	0	
RON FRANCIS	69	29	48	77	36	8	0	4	0	
RAY FERRARO	80	41	35	76	86	11	0	7	0	
SCOTT YOUNG	76	19	40	59	27	6	0	2	0	
DAVE BABYCH	70	6	41	47	54	4	0	2	0	
PAUL MACDERMID	74	17	27	44	141	5	0	3	2	
DAVE TIPPETT	80	17	24	41	45	1	2	1	0	
JOHN ANDERSON	62	16	24	40	28	1	0	0	0	
ULF SAMUELSSON	71	9	26	35	181	3	0	2	0	
JODY HULL	60	16	18	34	10	6	0	2	0	
SYLVAIN TURGEON	42	16	14	30	40	7	0	1	0	
DEAN EVASON	67	11	17	28	60	0	0	0	0	
BRIAN LAWTON	35	10	16	26	28	7	0	2	0	
NORM MACIVER	37	1	22	23	24	1	0	0	0	
SYLVAIN COTE	78	8	9	17	49	1	0	0	0	
BRENT PETERSON	66	4	13	17	61	0	0	2	0	
DON MALONEY	21	3	11	14	23	1	0	1	0	
TOM MARTIN	38	7	6	13	113	0	0	1	0	
GRANT JENNINGS	55	3	10	13	159	0	0	0	0	
JOEL QUENNEVILLE	69	4	7	11	32	0	0	0	0	
RANDY LADOUCEUR	75	2	5	7	95	0	0	0	0	
PETER SIDORKIEWICZ	44	0	3	3	0	0	0	0	0	
DALLAS GAUME	4	1	1	2	0	0	0	0	0	
KAY WHITMORE	3	0	2	2	0	0	0	0	0	
MARK REEDS	7	0	2	2	6	0	0	0	0	
ED KASTELIC	10	0	2	2	15	0	0	0	0	
BRAD SHAW	3	1	0	1	0	1	0	0	0	
JIM PAVESE	5	0	0	0	5	0	0	0	0	
JIM THOMSON	5	0	0	0	14	0	0	0	0	
TERRY YAKE	2	0	0	0	0	0	0	0	0	
ALLAN TUER	4	0	0	0	23	0	0	0	0	
ADAM BURT	5	0	0	0	6	0	0	0	0	
MIKE LIUT	35	0	0	0	0	0	0	0	0	

GOALTENDING	PLAYER	GP	MINS	GA	GAA	SO	W-L-T
KAY WHITMORE	3	180	10	3.33	0	2-1-0	
MIKE LIUT	35	2004	142	4.25	1	13-19-1	

SEASON HIGHLIGHTS

- Kevin Dineen plays in the NHL All-Star Game for the third consecutive season – February 7, 1989.
- Dineen paces all Adams Division players with 45 goals and 89 points.
- Peter Sidorkiewicz named to NHL All-Rookie team.
- Dave Tippett extends consecutive games played streak to 417.
- At the conclusion of the season, Ed Johnston is named vice president and general manager, replacing Emile Francis, who stays as team president – May 11, 1989.
- Larry Pleau is fired as head coach, May 16, and replaced by Rick Ley, June 7.

CLOSING GAME ROSTER vs. Montreal Canadiens (away 4/14/88)

0 Neil Sheehy	D	11 Kevin Dineen	RW	20 John Anderson	LW	29 Randy Ladouceur	D
1 Mike Liut	G	12 Dean Evason	C	21 Sylvain Cote	D	31 Richard Brodeur	G
3 Joel Quenneville	D	15 Dave Tippett	LW	23 Paul MacDermid	RW	32 Torrie Robertson	LW
7 Stewart Gavin	RW	16 Sylvain Turgeon	LW	25 Mike McEwen	D	33 Carey Wilson	C
10 Ron Francis	C	17 Brent Peterson	C	27 Scott Young	RW	44 Dave Babych	D

FINAL ADAMS DIVISION STANDINGS

	GP	W	L	T	GF	GA	PTS
MONTREAL	80	45	22	13	298	238	103
BOSTON	80	44	30	6	300	251	94
BUFFALO	80	37	32	11	283	305	85
HARTFORD*	80	35	38	7	249	267	77
QUEBEC	80	32	43	5	271	306	69

*Lost to Montreal in Adams Division Semifinals 4-2.

FINAL STATISTICS (Whalers games only)

PLAYER	SCORING							PIM	PP	SH	GW	GT
	GP	G	A	PTS	PIM	PP	SH					
RON FRANCIS	80	25	50	75	87	11	1	3	0			
KEVIN DINEEN	74	25	25	50	217	5	0	4	1			
RAY FERRARO	68	21	29	50	81	6	0	2	0			
DAVE BABYCH	71	14	36	50	54	10	0	2	1			
SYLVAIN TURGEON	71	23	26	49	71	13	0	3	0			
JOHN ANDERSON	63	17	32	49	20	9	0	3	0			
ULF SAMUELSSON	76	8	33	41	159	3	0	0	0			
CAREY WILSON	36	18	20	38	22	7	1	5	0			
DAVE TIPPETT	80	16	21	37	32	1	2	2	0			
PAUL MacDERMID	80	20	15	35	139	4	0	2	0			
DEAN EVASON	77	10	18	28	115	5	0	0	0			
SYLVAIN COTE	67	7	21	28	30	0	1	1	0			
STEWART GAVIN	56	11	10	21	59	2	3	1	1			
MIKE MILLAR	28	7	7	14	6	4	0	2	0			
TORRIE ROBERTSON	63	2	8	10	293	0	0	1	0			
LINDSAY CARSON	27	5	4	9	30	1	1	1	0			
PAUL LAWLESS	28	4	5	9	16	0	0	1	0			
SCOT KLEINENDORST	44	3	6	9	86	0	0	0	0			
BRENT PETERSON	52	2	7	9	40	0	0	0	1			
JOEL QUENNEVILLE	77	1	8	9	44	0	0	0	0			
RANDY LADOUCEUR	68	1	7	8	91	0	0	1	0			
DANA MURZYN	33	1	6	7	45	1	0	0	0			
MARK REEDS	38	0	7	7	31	0	0	0	0			
DAVE WILLIAMS	26	6	0	6	87	1	0	1	0			
NEIL SHEEHY	26	1	4	5	116	0	0	0	0			
TIM MARTIN	5	1	2	3	14	0	0	0	0			
MIKE McEWEN	9	0	3	3	10	0	0	0	0			
MIKE LIUT	60	0	1	1	4	0	0	0	0			
CHARLES BOURGEOIS	1	0	0	0	0	0	0	0	0			
GORD SHERVEN	1	0	0	0	0	0	0	0	0			
BRAD SHAW	1	0	0	0	0	0	0	0	0			
PETER SIDORKIEWICZ	1	0	0	0	0	0	0	0	0			
DOUG JARVIS	2	0	0	0	2	0	0	0	0			
SHANE CHURLA	2	0	0	0	14	0	0	0	0			
MIKE VELLUCCI	2	0	0	0	11	0	0	0	0			
SCOTT YOUNG	7	0	0	0	2	0	0	0	0			
RICHARD BRODEUR	6	0	0	0	2	0	0	0	0			
STEVE WEEKS	18	0	0	0	2	0	0	0	0			

GOALTENDING

PLAYER	GP	MINS	GA	GAA	SO	W-L-T
MIKE LIUT	60	3326	187	3.18	2	25-28-5
RICHARD BRODEUR	6	340	15	2.65	0	4-2-0
STEVE WEEKS	18	918	55	3.59	0	6-7-2
PETER SIDORKIEWICZ	1	60	6	6.00	0	0-1-0

COMPLETE RESULTS (*Overtime)

DATE	W/L	SCORE	OPP.	DATE	W/L	SCORE	OPP.
10/8	L	1-5	QUE	1/11	W	4-3	at BOS
10/10	L	2-6	NYR	1/13	L	1-2	at CHI
10/11	L	2-5	at BOS	1/14	L	2-3	at STL
10/14	L	1-3	at NJ	1/16	W	4-3	at LA
10/16	L	2-6	at WSH	1/19	W	6-3	at MIN
10/17	W	4-3*	NJ	1/21	W	4-3	NYI
10/21	W	5-3	at BUF	1/23	W	5-0	MIN
10/24	W	5-3	CHI	1/24	W	2-1*	DET
10/28	T	2-2*	BUF	1/27	L	1-5	at CGY
10/31	W	7-4	PHI	1/29	W	4-2	at VAN
11/1	W	5-1	at QUE	1/30	L	2-5	at EDM
11/4	T	2-2*	BOS	2/1	L	4-5	at MTL
11/6	L	1-3	at DET	2/3	L	2-5	MTL
11/7	L	3-5	QUE	2/6	L	4-5	at PIT
11/11	T	0-0*	MTL	2/7	W	4-2	TOR
11/14	L	1-4	at BOS	2/13	W	4-1	at MTL
11/16	T	3-3*	at MTL	2/15	L	4-5*	at PHI
11/18	W	9-1	BUF	2/17	W	4-3	WIN
11/21	L	3-4	WSH	2/20	L	0-3	NYI
11/25	L	5-6	MTL	2/21	L	2-7	NYI
11/27	W	4-2	at BUF	2/23	W	3-2	BOS
11/28	W	4-2	at TOR	2/25	L	2-5	at BOS
12/2	L	3-5	BOS	2/27	L	3-4	BUF
12/3	L	2-5	at PHI	3/1	L	3-6	at WIN
12/5	W	2-1	BUF	3/2	W	2-1	at CHI
12/8	W	5-4	at QUE	3/5	W	3-1	NYR
12/9	W	5-4	WSH	3/8	L	4-6	at QUE
12/12	W	3-2	LA	3/9	W	5-4	LA
12/15	T	2-2*	VAN	3/12	L	0-5	at MTL
12/17	L	0-2	STL	3/13	L	1-4	QUE
12/19	W	4-3	at EDM	3/15	L	6-8	CGY
12/20	T	3-3*	at VAN	3/19	W	5-3	at STL
12/22	L	5-6*	at CGY	3/20	L	1-2	at NYR
12/26	L	2-4	QUE	3/22	W	4-3	WIN
12/27	L	3-5	at QUE	3/24	W	3-2	at DET
12/30	W	3-1	TOR	3/26	W	8-1	MIN
1/2	T	1-1*	NJ	3/27	W	4-2	MTL
1/6	L	1-5	EDM	3/31	L	2-3	at BUF
1/8	L	1-3	at BUF	4/2	W	4-2	BOS
1/9	W	5-4*	PIT	4/3	L	2-4	at PIT

MAJOR TRADES

01/03/88 – Obtained Carey Wilson, Neil Sheehy and the rights to Lane MacDonald from CGY for Dana Murzyn and Shane Churla.

01/22/88 – Obtained Lindsay Carson from PHI for Paul Lawless.

03/08/88 – Obtained Richard Brodeur from VAN for Steve Weeks.

SEASON HIGHLIGHTS

- The Whalers start the year 0-5, then go 5-0-2 and follow that with an 0-3-3 stretch.
- Whalers record first win at Edmonton – December 19, 1987, 4-3.
- Head coach Jack Evans is fired and replaced by Larry Pleau – February 7, 1988.
- Kevin Dineen is first Whaler to start an NHL All-Star Game – February 9, 1988.
- Whalers set Hartford home attendance record with average of 14,574 per game.
- Ulf Samuelsson voted team MVP by players.

1986-87 IN REVIEW

CLOSING GAME ROSTER vs. Quebec Nordiques (away 4/16/87)

1 Mike Liut	G	11 Kevin Dineen	RW	18 Mike Crombeen	RW	31 Steve Weeks	G
3 Joel Quenneville	D	12 Dean Evason	C	20 Mike Zuke	C	32 Torrie Robertson	LW
5 Ulf Samuelsson	D	15 Dave Tippett	LW	21 Sylvain Cote	D	34 Jack Brownschidle	D
8 Risto Siltanen	D	16 Sylvain Turgeon	LW	26 Ray Ferraro	C	35 Scot Klienendorst	D
10 Ron Francis	C	17 Ray Neufeld	RW	29 Paul Fenton	LW	36 Paul MacDermid	RW

FINAL ADAMS DIVISION STANDINGS

	GP	W	L	T	GF	GA	PTS
HARTFORD*	80	43	30	7	287	270	93
MONTREAL	80	41	29	10	277	241	92
BOSTON	80	39	34	7	301	276	85
QUEBEC	80	31	39	10	267	276	72
BUFFALO	80	28	44	8	280	308	64

*Lost to Quebec in Adams Division Semifinals 4-2.

COMPLETE RESULTS (*Overtime)

DATE	W/L	SCORE	OPP.	DATE	W/L	SCORE	OPP.
10/11	W	6-5	CGY	1/10	L	3-4	at MIN
10/12	L	2-7	at BOS	1/12	L	5-7	at NJ
10/16	T	4-4*	WIN	1/14	W	3-1	BOS
10/18	L	3-6	PHI	1/15	L	4-6	at BOS
10/24	W	5-4	at BUF	1/17	L	1-6	WSH
10/25	W	3-2	BUF	1/19	W	5-4	at MTL
10/28	W	5-2	PIT	1/21	W	3-1	MTL
10/30	L	2-6	at TOR	1/23	W	3-2	QUE
11/1	T	2-2*	QUE	1/24	W	3-0	at TOR
11/2	T	3-3*	at QUE	1/27	L	2-4	at QUE
11/5	W	3-2	NYI	1/29	W	6-3	at BOS
11/8	L	3-4	at LA	1/31	L	2-4	at NYI
11/12	W	4-3	at VAN	2/3	W	8-6	at PIT
11/13	L	3-4	at CGY	2/4	L	1-3	BUF
11/15	W	6-2	EDM	2/6	W	5-2	at WSH
11/19	L	1-4	MTL	2/7	W	3-1	MTL
11/21	W	4-0	STL	2/14	L	2-5	at LA
11/22	W	6-3	at NYI	2/17	W	5-4	at CHI
11/26	W	3-0	BUF	2/18	W	6-3	at NJ
11/29	W	7-5	at MTL	2/21	L	3-6	CHI
12/1	L	1-4	at QUE	2/22	L	3-5	at BUF
12/3	W	2-1	QUE	2/25	W	6-4	BOS
12/4	W	2-1	at PHI	2/28	W	2-1	QUE
12/6	L	1-4	DET	3/1	T	5-5*	NJ
12/10	W	6-2	STL	3/3	W	5-3	DET
12/13	T	2-2*	VAN	3/5	W	10-2	BOS
12/14	L	3-4	at BUF	3/7	W	5-3	PHI
12/17	W	4-3	BUF	3/10	L	4-6	at QUE
12/18	W	6-5	at BOS	3/11	L	1-6	CGY
12/20	T	2-2*	at DET	3/13	W	3-0	at WIN
12/21	W	4-3*	at NYR	3/15	L	1-4	at EDM
12/23	W	2-0	BOS	3/18	W	5-3	at NYR
12/26	T	1-1*	MTL	3/21	W	5-1	MIN
12/27	L	2-6	at MTL	3/22	W	6-3	LA
12/30	W	3-1	at WSH	3/25	L	3-5	EDM
12/31	L	2-5	at MIN	3/28	W	5-4	PIT
1/3	L	2-3	CHI	3/29	W	7-4	VAN
1/4	W	8-3	TOR	4/1	L	2-3	at MTL
1/7	L	3-6	at STL	4/4	W	5-3	NYR
1/9	L	0-3	at WIN	4/5	L	0-6	at BUF

MAJOR TRADES

12/11/86 – Obtained Dave Semenko from EDM for a third-round 1988 draft pick (Trevor Sim).

01/14/87 – Obtained Randy Ladouceur from DET for Dave Barr.

FINAL STATISTICS (Whalers games only)

PLAYER	SCORING							PP	SH	GW	GT
	GP	G	A	PTS	PIM	PP	SH				
RON FRANCIS	75	30	63	93	45	7	0	7	0		
KEVIN DINEEN	78	40	39	79	110	11	0	7	0		
JOHN ANDERSON	76	31	44	75	19	7	0	5	0		
RAY FERRARO	80	27	32	59	42	14	0	2	0		
DEAN EVASON	80	22	37	59	67	7	2	2	1		
PAUL LAWLESS	60	22	32	54	14	4	0	2	1		
STEWART GAVIN	79	20	22	42	28	3	2	4	1		
DAVE BABYCH	66	8	33	41	44	7	0	1	0		
SYLVAIN TURGEON	41	23	13	36	45	6	0	4	0		
ULF SAMUELSSON	78	2	31	33	162	0	0	0	0		
DAVE TIPPETT	80	9	22	31	42	0	3	2	0		
DANA MURZYN	74	9	19	28	95	1	0	0	0		
DOUG JARVIS	80	9	13	22	20	0	2	2	0		
PAUL MacDERMID	72	7	11	18	202	0	0	1	0		
MIKE McEWEN	48	8	8	16	32	5	0	2	0		
DAVE SEMENKO	52	4	8	12	87	0	0	0	0		
SCOT KLEINENDORST	66	3	9	12	130	0	0	0	0		
JOEL QUENNEVILLE	37	3	7	10	24	0	1	1	0		
SYLVAIN COTE	67	2	8	10	20	0	0	0	0		
DAVE BARR	30	2	4	6	19	0	1	0	0		
RANDY LADOUCEUR	36	2	3	5	51	0	0	0	0		
MIKE MILLAR	10	2	2	4	0	1	0	0	0		
MIKE LIUT	59	0	2	2	4	0	0	0	0		
TIM BOTHWELL	4	1	0	1	0	0	0	0	0		
TORRIE ROBERTSON	20	1	0	1	98	0	0	1	0		
BILL GARDNER	8	0	1	1	0	0	0	0	0		
SHANE CHURLA	20	0	1	1	78	0	0	0	0		
GREG BRITZ	1	0	0	0	0	0	0	0	0		
PAT HUGHES	2	0	0	0	2	0	0	0	0		
BRAD SHAW	2	0	0	0	0	0	0	0	0		
WAYNE BABYCH	4	0	0	0	4	0	0	0	0		
YVES COURTEAU	4	0	0	0	0	0	0	0	0		
GORD SHERVEN	7	0	0	0	0	0	0	0	0		
STEVE WEEKS	25	0	0	0	0	0	0	0	0		

GOALTENDING PLAYER	GP	MINS	GA	GAA	SO	W-L-T
STEVE WEEKS	25	1368	78	3.42	1	12-8-2

SEASON HIGHLIGHTS

- Doug Jarvis plays in an NHL record 915th consecutive game – December 26, 1986.
- Kevin Dineen and Ulf Samuelsson are selected to play in Rendez-Vous '87 (February)
- All-Star series vs. Soviets – January 1987.
- Paul Lawless scores team record six points vs. Toronto – January 4, 1987.
- Ron Francis ties team record with six points (all assists) in a game vs. Boston – March 5, 1987.
- Whalers win Adams Division with 93 points, which is fourth best in the NHL.

CLOSING GAME ROSTER vs. Montreal Canadiens (away 4/29/86)

1 Mike Liut	G	10 Ron Francis	C	17 Wayne Babych	RW	27 Doug Jarvis	C
3 Joel Quenneville	D	11 Kevin Dineen	RW	18 Scot Klienendorst	D	28 Paul Lawless	LW
4 Dana Murzyn	D	12 Dean Evason	C	20 John Anderson	LW	31 Steve Weeks	G
5 Ulf Samuelsson	D	15 Dave Tippett	LW	23 Paul MacDermid	RW	32 Torrie Robertson	LW
7 Stewart Gavin	RW	16 Sylvain Turgeon	LW	24 Tim Bothwell	D	44 Dave Babych	D

FINAL ADAMS DIVISION STANDINGS

	GP	W	L	T	GF	GA	PTS
QUEBEC	80	43	31	6	330	289	92
MONTREAL	80	40	33	7	330	280	87
BOSTON	80	37	31	12	311	288	86
HARTFORD*	80	40	36	4	332	302	84
BUFFALO	80	37	37	6	296	291	80

*Defeated Quebec in Adams Division Semifinals 3-0; lost to Montreal in Adams Division Finals 4-3.

FINAL STATISTICS (Whalers games only)

PLAYER	SCORING									
	GP	G	A	PTS	PIM	PP	SH	GW	GT	
SYLVAIN TURGEON	76	45	34	79	88	13	0	5	0	
RAY FERRARO	76	30	47	77	57	14	0	0	0	
RON FRANCIS	53	24	53	77	24	7	1	4	1	
KEVIN DINEEN	57	33	35	68	124	6	0	8	0	
STEWART GAVIN	76	26	29	55	51	3	3	4	1	
DAVE BABYCH	62	10	43	53	38	7	1	2	0	
DEAN EVASON	55	20	28	48	65	5	2	4	0	
PAUL LAWLESS	64	17	21	38	20	5	0	1	0	
TORRIE ROBERTSON	76	13	24	37	358	3	0	0	0	
DAVE TIPPETT	80	14	20	34	18	0	2	1	0	
BOB CRAWFORD	57	14	20	34	16	4	0	2	0	
RISTO SILTANEN	52	8	22	30	30	6	0	1	0	
WAYNE BABYCH	37	11	17	28	59	2	0	2	0	
DANA MURZYN	78	3	23	26	125	0	0	1	1	
JOHN ANDERSON	14	8	17	25	2	1	0	1	0	
JOEL QUENNEVILLE	71	5	20	25	83	1	0	1	0	
ULF SAMUELSSON	80	5	19	24	172	0	1	1	0	
DOUG JARVIS	57	8	16	24	20	0	3	0	0	
PAUL MACDERMID	74	13	10	23	160	0	0	2	0	
RAY NEUFELD	16	5	10	15	40	3	0	0	0	
GREG MALONE	22	6	7	13	24	1	0	0	0	
JORGEN PETERSSON	23	5	5	10	2	2	0	0	0	
TIM BOTHWELL	62	2	8	10	53	0	0	0	0	
SCOT KLEINENDORST	41	2	7	9	62	0	0	0	0	
BILL GARDNER	18	1	8	9	4	0	0	0	0	
MIKE McEWEN	10	3	2	5	6	0	0	0	0	
MIKE HOFFMAN	6	1	2	3	2	0	0	0	0	
BRAD SHAW	8	0	2	2	4	0	0	0	0	
MIKE ZUKE	17	0	2	2	12	0	0	0	0	
MIKE LIUT	57	0	2	2	0	0	0	0	0	
STEVE WEEKS	27	0	1	1	9	0	0	0	0	
PAUL FENTON	1	0	0	0	0	0	0	0	0	
SYLVAIN COTE	2	0	0	0	0	0	0	0	0	
JOHN NEWBERRY	3	0	0	0	0	0	0	0	0	
MARK PATERSON	5	0	0	0	5	0	0	0	0	
JACK BROWNSCHIDLE	9	0	0	0	4	0	0	0	0	

GOALTENDING

PLAYER	GP	MINS	GA	GAA	SO	W-L-T
MIKE LIUT	57	3282	197	3.61	2	27-23-4
STEVE WEEKS	27	1544	99	3.85	1	13-13-0

SEASON HIGHLIGHTS

- Ron Francis breaks an ankle on January 18 and misses 27 games.
- Whalers host NHL All-Star Game – February 4, 1986.
- Whalers record first win ever at Montreal – March 10, 1986, 5-2.
- Whalers end the season with an 11-3-2 streak that gives them their first playoff berth since 1980.
- Whalers upset first place Quebec in opening playoff round sweep, before succumbing in seven games to Montreal, the eventual Stanley Cup winner.
- Emile Francis is named Hockey News and Sporting News NHL Executive of the Year – May 15, 1986.

COMPLETE RESULTS (*Overtime)

DATE	W/L	SCORE	OPP.	DATE	W/L	SCORE	OPP.
10/10	W	5-4	at BUF	1/12	L	2-4	at CHI
10/12	W	8-2	NYR	1/15	L	1-4	EDM
10/15	L	1-4	at QUE	1/17	W	11-6	QUE
10/17	W	4-3*	at NJ	1/18	W	5-2	at QUE
10/19	W	11-6	MTL	1/20	W	5-0	at NYR
10/23	L	2-9	at CHI	1/23	W	4-1	TOR
10/24	L	0-3	at PHI	1/25	W	7-2	WIN
10/26	L	3-5	at MTL	1/27	L	3-6	at BOS
10/29	W	4-3	at PIT	1/29	L	4-5	BOS
10/30	W	6-4	QUE	2/1	L	1-3	NYR
11/1	L	0-2	BUF	2/2	L	4-5	WSH
11/2	L	1-8	LA	2/6	L	3-4*	at DET
11/5	L	3-8	MTL	2/8	L	2-4	BUF
11/7	L	1-2	at BOS	2/9	L	3-6	NJ
11/9	W	4-3	at QUE	2/11	T	4-4*	at STL
11/13	W	5-2	MIN	2/14	L	4-5	at WIN
11/16	L	2-5	PHI	2/15	L	1-4	at MIN
11/21	L	0-3	at PHI	2/18	W	5-4	VAN
11/23	W	8-1	WIN	2/19	W	6-4	at BUF
11/27	W	9-0	at LA	2/22	L	3-6	at MTL
11/29	W	5-4	at VAN	2/23	L	2-8	STL
11/30	L	5-8	at EDM	2/26	L	2-5	MIN
12/4	L	5-8	at CGY	3/1	L	1-5	at PIT
12/7	W	7-2	BOS	3/2	W	4-1	BOS
12/11	L	1-3	MTL	3/5	W	5-1	BUF
12/13	W	6-4	at BUF	3/7	W	6-2	at BUF
12/14	W	5-4	PIT	3/8	L	3-6	QUE
12/16	T	4-4*	at MTL	3/10	W	5-2	at MTL
12/18	W	4-3	CGY	3/13	L	2-3	NYI
12/19	L	1-2	at BOS	3/15	W	11-4	CHI
12/21	W	7-6	NJ	3/18	W	6-4	at DET
12/23	L	3-6	NYI	3/19	W	5-2	at STL
12/26	W	4-3	at NYI	3/22	W	6-3	LA
12/28	W	6-3	at TOR	3/23	T	5-5*	BOS
12/29	W	5-2	DET	3/26	W	3-0	MTL
12/31	L	1-5	at QUE	3/29	T	6-6*	WSH
1/2	L	2-3	QUE	4/1	W	5-3	BUF
1/4	L	3-4	at EDM	4/3	L	2-4	at WSH
1/7	W	9-1	at CGY	4/5	W	7-1	TOR
1/10	W	4-3	at VAN	4/6	W	4-3	at BOS

MAJOR TRADES

10/07/85 – Obtained Stewart Gavin from TOR for Chris Kotsopoulos.

11/21/85 – Obtained Dave Babych from WPG for Ray Neufeld.

03/08/86 – Obtained John Anderson from QUE for Risto Siltanen.

1984-85 IN REVIEW

CLOSING GAME ROSTER vs. Quebec Nordiques (away 4/7/85)

1 Mike Liut	G	11 Kevin Dineen	RW	18 Mike Crombeen	RW	31 Steve Weeks	G
3 Joel Quenneville	D	12 Dean Evason	C	20 Mike Zuke	C	32 Torrie Robertson	LW
5 Ulf Samuelsson	D	15 Dave Tippett	LW	21 Sylvain Cote	D	34 Jack Brownschidle	D
8 Risto Siltanen	D	16 Sylvain Turgeon	LW	26 Ray Ferraro	C	35 Scot Kleinendorst	D
10 Ron Francis	C	17 Ray Neufeld	RW	29 Paul Fenton	LW	36 Paul MacDermid	RW

FINAL ADAMS DIVISION STANDINGS

	GP	W	L	T	GF	GA	PTS
MONTREAL	80	41	27	12	309	262	94
QUEBEC	80	41	30	9	323	275	91
BUFFALO	80	38	28	14	290	237	90
BOSTON	80	36	34	10	303	287	82
HARTFORD*	80	30	41	9	268	318	69

*Did not make playoffs.

COMPLETE RESULTS (*Overtime)

DATE	W/L	SCORE	OPP.	DATE	W/L	SCORE	OPP.
10/11	T	4-4*	NYR	1/15	L	2-5	CGY
10/13	W	3-2*	BOS	1/17	L	4-5	at MTL
10/14	L	2-4	at BOS	1/19	L	0-2	BUF
10/17	W	5-3	at TOR	1/22	L	5-8	MTL
10/18	W	7-3	DET	1/26	W	3-2	at BOS
10/20	W	3-2	VAN	1/27	L	4-8	BOS
10/23	L	4-9	at CGY	1/31	L	3-5	at LA
10/24	L	4-8	at WIN	2/1	L	3-4*	at VAN
10/27	W	5-3	at MIN	2/3	L	3-6	at EDM
10/28	W	4-1	at CHI	2/6	L	4-7*	CGY
10/31	L	3-5	QUE	2/7	L	5-7	at BOS
11/2	L	1-8	at BUF	2/9	T	2-2	NYR
11/3	T	4-4*	BUF	2/10	L	4-10	QUE
11/7	L	0-3	WIN	2/14	W	4-0	at NJ
11/10	W	1-0	at QUE	2/16	T	4-4*	at NYI
11/15	L	1-6	at PHI	2/17	L	4-5*	TOR
11/17	L	0-7	CHI	2/19	W	6-2	at WIN
11/21	L	2-4	at DET	2/21	W	4-3*	at NYR
11/22	W	9-3	PIT	2/23	L	1-2	LA
11/24	T	4-4*	PHI	2/24	L	2-3	STL
11/28	L	2-4	MIN	2/26	L	2-3	PHI
11/30	L	2-4	EDM	3/1	W	4-1	at NJ
12/1	L	4-8	at QUE	3/3	L	6-7*	VAN
12/3	L	3-9	at MTL	3/5	L	3-6	at BUF
12/5	W	5-3	MTL	3/7	L	0-4	at BOS
12/8	W	4-3	at NYI	3/9	L	3-4	at MTL
12/12	T	2-2*	BUF	3/10	T	5-5*	MTL
12/15	W	4-3*	MTL	3/13	T	3-3*	at LA
12/19	W	6-5	BOS	3/16	W	5-0	at STL
12/21	L	0-1	NYI	3/17	W	4-3	PIT
12/22	L	5-10	at MTL	3/20	W	3-2	STL
12/26	W	5-3	NJ	3/23	W	5-2	BOS
12/28	L	0-4	at PIT	3/24	W	2-1	QUE
12/29	L	2-3	at WSH	3/27	W	3-1	at WSH
1/2	L	3-7	at QUE	3/29	W	8-7	EDM
1/3	W	6-2	DET	3/30	L	1-2	BUF
1/5	W	4-3	CHI	4/2	L	1-2	at BUF
1/7	W	7-4	at TOR	4/4	W	2-0	WSH
1/8	T	4-4*	at BUF	4/6	W	2-1	QUE
1/12	L	4-5	at MIN	4/7	L	1-4	at QUE

MAJOR TRADES

08/31/84 – Obtained Steve Weeks from NYR for a third-round 1986 draft choice (Shawn Clouston).

02/22/85 – Obtained Mike Liut and future considerations (Jorgen Pettersson on April 16, 1985) from STL for Greg Millen and Mark Johnson.

03/12/85 – Obtained Dean Evason and Peter Sidorkiewicz from WSH for David A. Jensen.

FINAL STATISTICS (Whalers games only)

PLAYER	SCORING										
	GP	G	A	PTS	PIM	PP	SH	GW	GT		
RON FRANCIS	80	24	57	81	66	4	0	1	0		
SYLVAIN TURGEON	64	31	31	62	67	11	0	3	2		
RAY NEUFELD	76	27	35	62	129	12	0	2	2		
GREG MALONE	76	22	39	61	67	6	0	4	0		
MARK JOHNSON	49	19	28	47	21	10	0	2	1		
RISTO SILTANEN	76	12	33	45	30	8	0	2	0		
KEVIN DINEEN	57	25	16	41	120	8	4	2	1		
TORRIE ROBERTSON	74	11	30	41	337	1	0	3	0		
BOB CRAWFORD	45	14	14	28	8	2	0	0	0		
RAY FERRARO	44	11	17	28	40	6	0	2	0		
DAVE LUMLEY	48	8	20	28	98	1	0	0	0		
JOEL QUENNEVILLE	79	6	16	22	96	0	0	2	0		
DAVE TIPPETT	80	7	12	19	12	0	0	0	0		
MIKE ZUKE	67	4	12	16	12	0	0	1	0		
PAT BOUTETTE	33	6	8	14	51	0	0	2	0		
PAUL FENTON	33	7	5	12	10	0	0	2	0		
SYLVAIN COTE	67	3	9	12	17	1	0	1	0		
PAUL MacDERMID	31	4	7	11	29	0	0	0	0		
MIKE CROMBEEN	46	4	7	11	16	0	1	1	0		
TONY CURRIE	13	3	8	11	2	1	0	0	0		
MARK FUSCO	63	3	8	11	40	0	0	0	0		
SCOT KLEINENDORST	35	1	8	9	69	0	0	0	0		
CHRIS KOTSOPoulos	33	5	3	8	53	1	0	0	0		
ULF SAMUELSSON	41	2	6	8	83	0	0	0	0		
RANDY PIERCE	17	3	2	5	8	0	0	0	0		
WALLY WEIR	34	2	3	5	56	0	0	0	0		
RICHIE DUNN	13	1	4	5	2	0	0	0	0		
JACK BROWNSCHIDLE	17	1	4	5	5	1	0	0	0		
MARK PATERSON	13	1	3	4	24	0	0	0	0		
DAVID JENSEN	13	0	4	4	6	0	0	0	0		
MARTY HOWE	19	1	1	2	10	0	0	0	0		
MIKE HOFFMAN	1	0	0	0	0	0	0	0	0		
ED STANIEWSKI	1	0	0	0	0	0	0	0	0		
DEAN EVASON	2	0	0	0	0	0	0	0	0		
MIKE LIUT	12	0	0	0	2	0	0	0	0		
STEVE WEEKS	24	0	0	0	0	0	0	0	0		
GREG MILLEN	44	0	0	0	4	0	0	0	0		

PLAYER	GOALTENDING					
	GP	MINS	GA	GAA	SO	W-L-T
ED STANIEWSKI	1	20	1	3.00	0	0-0-0
MIKE LIUT	12	731	119	3.82	1	4-7-1
STEVE WEEKS	24	1457	92	3.79	2	10-12-2
GREG MILLEN	44	2659	187	4.22	1	16-22-6

SEASON HIGHLIGHTS

- Greg Millen starts 22 consecutive games, beginning December 19.
- Whalers recall several youngsters from Binghamton in December, including Ulf Samuelsson, Kevin Dineen, Ray Ferraro and Paul MacDermid.
- Ron Francis is named team captain – February 22, 1985.
- Whalers go on nine-game unbeaten streak – March 10-29, 1985.

CLOSING GAME ROSTER vs. New York Rangers (away 4/1/84)

1 Ed Staniowski	G	14 Greg Malone	C	22 Doug Sulliman	RW	30 Greg Millen	G
3 Joel Quenneville	D	15 Dave Tippett	LW	24 Chris Kotsopoulos	D	32 Torrie Robertson	LW
8 Risto Siltanen	D	16 Sylvain Turgeon	LW	25 Bob Crawford	RW	33 Mark Fusco	D
10 Ron Francis	C	17 Ray Neufeld	RW	26 Tony Currie	RW	34 Jack Brownschidle	D
12 Mark Johnson	C	20 Mike Zuke	C	27 Marty Howe	D	38 Randy Pierce	LW

FINAL ADAMS DIVISION STANDINGS

	GP	W	L	T	GF	GA	PTS
BOSTON	80	49	25	6	336	261	104
BUFFALO	80	48	25	7	315	257	103
QUEBEC	80	42	28	10	360	278	94
MONTREAL	80	35	40	5	286	295	75
HARTFORD*	80	28	42	10	288	320	66

*Whalers were most improved team in NHL from 82-83 with 21-point jump, but did not make playoffs.

FINAL STATISTICS (Whalers games only)

PLAYER	SCORING									
	GP	G	A	PTS	PIM	PP	SH	GW	GT	
MARK JOHNSON	79	35	52	87	27	13	1	2	2	
RON FRANCIS	72	23	60	83	45	5	0	5	1	
SYLVAIN TURGEON	76	40	32	72	55	18	0	3	11	
RAY NEUFELD	80	27	42	69	97	5	0	5	1	
BOB CRAWFORD	80	36	25	61	32	5	0	3	0	
GREG MALONE	78	17	37	54	56	3	0	2	0	
RISTO SILTANEN	75	15	38	53	34	12	0	0	0	
BLAINE STOUGHTON	54	23	14	37	4	7	0	2	1	
MIKE ZUKE	75	6	23	29	36	1	0	0	0	
TONY CURRIE	32	12	16	28	4	6	0	2	0	
RICHIE DUNN	63	5	20	25	30	0	0	0	0	
NORM DUPONT	40	7	15	22	12	2	0	0	0	
TORRIE ROBERTSON	66	7	14	21	198	0	0	2	0	
DOUG SULLIMAN	67	6	12	18	20	0	0	0	0	
CHRIS KOTSOPoulos	72	5	13	18	118	3	0	0	0	
DAN BOURBONNAIS	35	0	16	16	0	0	0	0	0	
JOEL QUENNEVILLE	80	5	8	13	95	0	2	0	0	
MARTY HOWE	69	0	11	11	34	0	0	0	0	
RANDY PIERCE	17	6	3	9	9	0	1	0	0	
ED HOSPODAR	59	0	9	9	163	0	0	0	0	
STEVE STOYANOVICH	23	3	5	8	11	0	0	1	0	
DAVE TIPPETT	17	4	2	6	2	0	1	0	0	
MIKE CROMBEEN	56	1	4	5	25	0	0	0	0	
JACK BROWNSCHIDLE	13	2	2	4	10	0	0	1	0	
MARK FUSCO	17	0	4	4	2	0	0	0	0	
PAUL LAWLESS	6	0	3	3	0	0	0	0	0	
GREG MILLEN	60	0	3	3	10	0	0	0	0	
MARK PATERSON	9	2	0	2	4	0	0	0	0	
ROSS YATES	7	1	1	2	4	0	0	0	0	
PAUL MacDERMID	3	0	1	1	0	0	0	0	0	
BOB HESS	3	0	0	0	0	0	0	0	0	
MIKE VEISOR	4	0	0	0	0	0	0	0	0	
GERRY McDONALD	5	0	0	0	4	0	0	0	0	
REID BAILEY	12	0	0	0	25	0	0	0	0	
ED STANIOWSKI	18	0	0	0	2	0	0	0	0	

GOALTENDING

PLAYER	GP	MINS	GA	GAA	SO	W-L-T
GREG MILLEN	60	3576	221	3.71	2	21-30-9
ED STANIOWSKI	18	1040	74	4.27	0	6-9-1
MIKE VEISOR	4	240	20	5.00	0	1-3-0

SEASON HIGHLIGHTS

- Emile Francis hired as Whalers general manager – May 2, 1983.
- Whalers, picking second overall, choose Sylvain Turgeon in the June NHL Entry Draft.
- Jack Evans is named head coach and Claude LaRose is named assistant coach – July 7, 1983.
- Whalers trounce Edmonton 11-0 as Ron Francis scores four goals – February 12, 1984.
- Whalers finish 21 points better than 1982-83, the best improvement in the league.
- Whalers drop goals against total from 403 to 320.
- Sylvain Turgeon named to NHL All-Rookie Team – May 16, 1984.

COMPLETE RESULTS (*Overtime)

DATE	W/L	SCORE	OPP.	DATE	W/L	SCORE	OPP.
10/5	L	3-5	at BUF	1/10	W	6-3	at MIN
10/8	W	4-3	BOS	1/13	T	3-3*	at CGY
10/9	L	1-4	at BOS	1/15	L	0-5	at VAN
10/13	T	4-4*	QUE	1/17	T	3-3*	NJ
10/15	W	6-4	at PIT	1/19	L	2-3	MTL
10/19	W	3-0	WSH	1/21	L	0-2	BOS
10/22	L	2-5	BUF	1/24	T	7-7*	at MTL
10/25	W	8-5	at LA	1/26	L	2-6	WIN
10/28	L	4-5*	at VAN	1/28	L	0-3	at QUE
10/30	L	1-6	at CHI	1/29	T	5-5*	QUE
11/1	L	2-6	at MTL	2/1	T	6-6*	at DET
11/2	W	5-4	NJH	2/4	W	7-3	at STL
11/5	W	2-1	LA	2/5	W	4-3	at CHI
11/6	L	2-4	at PHI	2/7	W	4-1	DET
11/8	W	6-4	MIN	2/11	L	3-6	CGY
11/12	W	6-1	CHI	2/12	W	11-0	EDM
11/15	L	4-6	at NYI	2/14	L	3-5	MTL
11/17	L	2-4	QUE	2/16	L	5-6*	at NJ
11/19	T	4-4*	at QUE	2/18	W	8-2	at TOR
11/23	L	3-4	MTL	2/19	L	2-5	at BUF
11/26	W	4-3*	NYR	2/23	W	3-2	BUF
11/30	L	2-6	VAN	2/25	W	9-7	PHI
12/3	W	7-2	STL	2/26	L	3-4	WSH
12/4	W	6-5	at PHI	3/3	T	3-3*	at BOS
12/6	L	1-4	at MTL	3/4	W	6-4	BOS
12/8	L	6-8	TOR	3/7	L	2-4	at WSH
12/10	T	5-5*	WIN	3/8	L	2-3	at MTL
12/13	L	2-3	at PIT	3/11	L	3-4*	at BUF
12/15	L	2-4	at BOS	3/13	L	0-2	at STL
12/17	L	1-4	BUF	3/15	W	5-3	TOR
12/20	L	2-7	BOS	3/17	L	2-4	PIT
12/21	W	6-3	at BUF	3/18	W	5-4	NYI
12/23	W	5-3	MIN	3/20	L	1-4	at CGY
12/26	L	1-2	MTL	3/21	L	3-5	at EDM
12/27	L	3-7	at QUE	3/24	W	3-2*	at QUE
12/30	L	3-9	LA	3/25	T	6-6*	QUE
1/3	L	1-7	at DET	3/27	W	4-1	BUF
1/5	W	4-2	NYI	3/29	L	3-4	at BOS
1/7	L	3-5	at EDM	3/31	W	5-3	NYR
1/8	L	3-4	at WIN	4/1	L	0-2	at NYR

MAJOR TRADES

06/05/83 – Obtained Joel Quenneville and Richie Dunn from CGY for Mickey Volcan.

10/03/83 – Selected Mike Zuke, Bob Crawford and Mike Crombeen from STL in the Waiver Draft.

10/03/83 – Obtained Torrie Robertson from WSH for Greg Adams.

02/27/84 – Obtained Scot Kleinendorst from NYR for Blaine Stoughton.

1982-83 IN REVIEW

CLOSING GAME ROSTER vs. Quebec Nordiques (away 4/3/83)

4 Mickey Volcan	D	11 Paul Lawless	LW	20 Merlin Malinowski	C/LW	25 Mark Renaud	D
5 Pierre Lacroix	D	12 Mark Johnson	C	21 Blaine Stoughton	RW	30 Greg Millen	G
7 Russ Anderson	D	14 Michel Galarneau	C	22 Doug Sulliman	RW	31 Mike Veisor	G
8 Risto Siltanen	D	17 Ray Neufeld	RW	23 Ed Hospodar	D	33 Mike McDougal	RW
10 Ron Francis	C	18 Greg Adams	LW	24 Chris Kotsopoulos	D	34 Randy Gilhen	RW

FINAL ADAMS DIVISION STANDINGS

	GP	W	L	T	GF	GA	PTS
BOSTON	80	50	20	10	327	228	110
MONTREAL	80	42	24	14	350	286	98
BUFFALO	80	38	29	13	318	285	89
QUEBEC	80	34	34	12	343	336	80
HARTFORD*	80	19	54	7	261	403	45

*Did not make playoffs.

COMPLETE RESULTS

DATE	W/L	SCORE	OPP.	DATE	W/L	SCORE	OPP.
10/6	L	1-2	at MTL	1/8	L	4-7	PHI
10/9	L	4-5	BOS	1/9	L	4-8	at PHI
10/10	T	4-4	at BUF	1/11	L	4-8	at MTL
10/14	T	4-4	EDM	1/13	W	4-2	MTL
10/16	W	6-5	VAN	1/15	W	2-1	NJ
10/20	L	2-4	at EDM	1/18	L	1-8	at NYI
10/21	L	3-10	at CGY	1/20	L	3-4	at LA
10/23	W	5-3	at LA	1/22	L	2-7	at MIN
10/26	L	1-8	at VAN	1/23	L	2-4	at CHI
10/30	L	2-4	DET	1/27	W	5-2	QUE
11/2	L	6-7	MIN	1/29	T	2-2	WIN
11/4	W	5-2	at BOS	2/1	L	3-12	at QUE
11/6	L	2-5	BUF	2/2	L	1-7	at TOR
11/7	L	2-6	at WSH	2/5	L	4-7	at BOS
11/10	W	7-5	QUE	2/9	L	5-6	DET
11/13	W	5-2	STL	2/12	W	4-2	at NYI
11/16	L	1-7	MTL	2/13	W	5-3	TOR
11/17	L	3-4	at PIT	2/15	L	2-5	LA
11/20	T	4-4	CGY	2/17	W	4-1	MTL
11/24	L	2-4	BUF	2/19	L	2-4	CHI
11/26	L	3-4	CHI	2/20	L	2-7	at DET
11/27	L	0-8	at BOS	2/23	L	3-11	at NYR
12/1	L	1-6	at NYR	2/25	L	3-5	at WIN
12/3	L	4-5	at NJ	2/27	L	3-4	BOS
12/4	W	5-2	NYR	3/1	L	5-6	BUF
12/6	L	2-11	at MTL	3/5	L	3-10	at QUE
12/8	W	7-4	MTL	3/6	L	3-7	QUE
12/11	W	7-4	PHI	3/8	L	4-9	EDM
12/12	W	3-1	at BUF	3/10	W	3-0	at NJ
12/14	T	3-3	at MIN	3/12	L	2-7	PIT
12/17	W	2-0	at WIN	3/15	L	1-5	at MTL
12/18	L	4-7	at STL	3/16	L	4-5	at WSH
12/21	L	2-3	PIT	3/20	T	2-2	CGY
12/23	L	1-5	BOS	3/22	L	1-4	STL
12/26	L	2-3	NYI	3/23	L	3-8	at BUF
12/28	L	1-4	at QUE	3/26	L	4-7	at BOS
12/30	T	4-4	WSH	3/27	W	5-1	BOS
1/1	L	5-7	at TOR	3/29	W	5-4	BUF
1/2	L	4-8	at BUF	4/2	L	4-5	QUE
1/6	L	4-6	VAN	4/3	L	5-6	at QUE

MAJOR TRADES

08/19/82 – Obtained Ken Linseman, Greg Adams and Philadelphia's first-round 1983 draft pick (David A. Jensen) for Mark Howe and third-round 1983 draft pick. On same day, Whalers obtained Risto Siltanen and Brent Loney from Edmonton for Ken Linseman and Don Nachbaur.

10/01/82 – Obtained Mark Johnson and Kent-Erik Andersson from Minnesota for Jordy Douglas and a fifth-round 1984 draft pick (Jiri Poner).

FINAL STATISTICS (Whalers games only)

PLAYER	SCORING								
	GP	G	A	PTS	PIM	PP	SH	GW	GT
RON FRANCIS	79	31	59	90	60	4	2	4	0
BLAINE STOUGHTON	72	45	31	76	27	10	0	8	0
MARK JOHNSON	73	31	38	69	28	5	3	5	1
RAY NEUFELD	80	26	31	57	86	4	0	1	1
DOUG SULLIMAN	77	22	19	41	14	8	0	0	0
PIERRE LAROUCHE	38	18	22	40	8	4	0	0	1
BOB SULLIVAN	62	18	19	37	18	5	0	0	0
PIERRE LACROIX	56	6	25	31	18	1	0	0	0
MARK RENAUD	77	3	28	31	37	1	0	0	0
CHRIS KOTSPOULOS	68	6	24	30	125	3	0	0	0
RISTO SILTANEN	74	5	25	30	28	3	0	0	0
MERLIN MALINOWSKI	75	5	23	28	16	1	0	0	0
GREG ADAMS	79	10	13	23	216	1	0	1	0
MIKE MCDUGAL	55	8	10	18	43	0	0	0	0
MICKEY VOLCAN	68	4	13	17	73	0	0	0	0
PAUL LAWLESS	47	6	9	15	4	1	0	0	0
WARREN MILLER	56	1	10	11	15	0	0	0	0
GEORGE LYLE	16	4	6	10	8	0	1	0	1
ED HOSPODAR	72	1	9	10	199	0	0	0	0
MICHEL GALARNEAU	38	5	4	9	21	0	0	0	0
RUSS ANDERSON	57	0	6	6	171	0	0	0	0
DAN FRIDGEN	11	2	2	4	2	0	0	0	0
ARCHIE HENDERSON	15	2	1	3	64	0	0	0	0
PAUL MARSHALL	13	1	2	3	0	0	0	0	0
GREG MILLEN	60	0	2	2	8	0	0	0	0
STEWART SMITH	18	1	0	1	25	0	0	0	0
RANDY GILHEN	2	0	1	1	0	0	0	0	0
MIKE HOFFMAN	2	0	1	1	0	0	0	0	0
BLAKE WESLEY	22	0	1	1	46	0	0	0	0
MARK PATERSON	2	0	0	0	0	0	0	0	0
JEFF BROWNSCHIDLE	4	0	0	0	0	0	0	0	0
RICK MEAGHER	4	0	0	0	0	0	0	0	0
PAUL MacDERMID	7	0	0	0	2	0	0	0	0
MIKE VEISOR	23	0	0	0	2	0	0	0	0

GOALTENDING

PLAYER	GP	MINS	GA	GAA	SO	W-L-T
GREG MILLEN	60	3506	282	4.83	1	14-38-6
MIKE VEISOR	23	1277	118	5.54	1	5-16-1

SEASON HIGHLIGHTS

- Whalers adopt long-pants look.
- Larry Kish named head coach – June 2, 1982.
- Blaine Stoughton suspended for the first eight games due to a preseason stick infraction.
- Larry Kish fired and replaced by Larry Pleau – January 15, 1983.
- John Cunniff coaches last eight Whalers games as Larry Pleau suffers from blood disorder.

CLOSING GAME ROSTER vs. Boston Bruins (away 4/4/82)

3 Paul Shmyr	D	11 Jordy Douglas	LW	23 Paul MacDermid	RW	30	Greg Millen	C
4 Ron Francis	C	14 Dave Keon	C	25 Mark Renaud	D	31	Mike Veisor	G
5 Mark Howe	D	20 Rick Meagher	C	26 Don Nachbaur	LW	32	Dan Fridgen	LW
6 Blake Wesley	D	21 Blaine Stoughton	RW	27 Warren Miller	RW	33	Jeff Brownschidle	D
8 Gary Howatt	LW	22 Doug Sulliman	RW	28 Pierre Larouche	C			

FINAL SOUTHEAST DIVISION STANDINGS

	GP	W	L	T	GF	GA	PTS
MONTREAL	80	46	17	17	360	223	109
BOSTON	80	43	27	10	323	285	96
BUFFALO	80	39	26	15	307	273	93
QUEBEC	80	33	31	16	356	345	82
HARTFORD*	80	21	41	18	264	351	60

*Did not make playoffs.

COMPLETE RESULTS

DATE	W/L	SCORE	OPP.	DATE	W/L	SCORE	OPP.
10/6	L	5-6	at QUE	1/9	L	2-3	BUF
10/8	T	5-5	at MTL	1/11	L	2-6	at QUE
10/10	T	1-1	BOS	1/16	T	3-3	at BOS
10/15	L	2-7	MTL	1/17	L	1-7	at BUF
10/17	W	8-1	DET	1/20	W	4-2	QUE
10/21	L	2-5	at EDM	1/23	T	2-2	at DET
10/23	T	2-2	at VAN	1/25	W	6-5	at CHI
10/24	L	3-7	at CGY	1/27	W	3-1	CGY
10/29	T	6-6	NYI	1/30	W	3-2	BOS
10/31	T	2-2	CHI	1/31	T	4-4	QUE
11/1	L	1-4	at BOS	2/2	W	5-3	at LA
11/4	L	1-4	VAN	2/5	T	4-4	at COL
11/7	W	4-2	MIN	2/6	W	4-2	at STL
11/8	T	2-2	at BUF	2/10	T	3-3	at PIT
11/11	T	4-4	EDM	2/13	L	2-3	NYR
11/12	L	3-5	at PHI	2/14	L	1-9	NYI
11/14	L	0-4	WSH	2/16	L	2-7	at CGY
11/18	W	8-5	TOR	2/19	L	4-7	at EDM
11/19	L	1-6	at BOS	2/20	L	2-4	at VAN
11/21	L	3-7	at QUE	2/22	L	7-8	at MIN
11/25	T	3-3	QUE	2/24	W	4-3	BOS
11/28	W	6-2	WSH	2/27	L	1-7	at WSH
11/29	L	3-6	at MTL	2/28	L	0-5	MTL
12/2	W	5-3	at TOR	3/3	T	3-3	at BUF
12/4	L	2-4	BUF	3/6	T	2-2	BUF
12/6	W	5-3	at NYR	3/7	W	7-6	LA
12/9	W	5-1	STL	3/10	W	6-2	WIN
12/12	L	2-4	COL	3/13	L	0-5	at MTL
12/13	L	1-6	at CHI	3/14	L	3-4	COL
12/16	L	1-6	MTL	3/16	W	7-5	at QUE
12/19	T	5-5	LA	3/18	W	4-1	BUF
12/20	L	2-8	at BUF	3/20	L	2-5	PHI
12/22	W	3-2	at DET	3/21	L	3-5	at PHI
12/26	L	6-9	BOS	3/24	T	3-3	QUE
12/27	W	7-3	TOR	3/27	L	4-5	at NYI
12/29	L	1-6	at STL	3/28	L	2-5	MIN
12/30	W	6-1	at WIN	3/30	L	4-6	at MTL
1/2	L	4-9	at PIT	3/31	L	1-5	MTL
1/3	L	4-6	PIT	4/3	T	3-3	NYR
1/6	L	4-5	WIN	4/4	L	2-7	at BOS

MAJOR TRADES

- 06/15/81** – Greg Millen signed as a free agent from PIT.
- 06/29/81** – Pat Boutette and Kevin McClelland awarded to PIT as compensation for Greg Millen.
- 10/02/81** – Obtained Garry Howatt from NYI for a fifth-round 1983 draft pick (Bob Caufield).
- 10/02/81** – Obtained Doug Sulliman, Chris Kotsopoulos and Gerry McDonald from NYR for Mike Rogers.
- 12/21/81** – Obtained Pierre Larouche from MTL for a flip-flop of first-round picks in 1984, Hartford's second pick in 1984 and a switch of third-round positions in 1985.

FINAL STATISTICS (Whalers games only)

PLAYER	SCORING									
	GP	G	A	PTS	PIM	PP	SH	GW	GT	
BLAINE STOUGHTON	80	52	39	91	57	13	1	4	4	
DOUG SULLIMAN	77	29	40	69	39	5	0	4	0	
RON FRANCIS	59	25	43	68	51	12	0	1	1	
MARK HOWE	76	8	45	53	18	3	0	1	0	
PIERRE LAROCHE	45	25	25	50	12	11	1	1	1	
GARRY HOWATT	80	18	32	50	242	1	0	2	0	
RICK MEAGHER	65	24	19	43	51	2	1	2	2	
CHRIS KOTSOPoulos	68	13	20	33	147	5	0	1	1	
BLAKE WESLEY	78	9	18	27	123	3	0	1	0	
DON NACHBAUR	77	5	21	26	117	0	0	0	1	
WARREN MILLER	74	10	12	22	68	1	1	0	1	
RICK MacLEISH	34	6	16	22	16	4	0	0	0	
DAVE KEON	78	8	11	19	6	0	1	1	0	
MARK RENAUD	48	1	17	18	39	0	0	0	0	
JORDY DOUGLAS	30	10	7	17	44	4	0	2	0	
GEORGE LYLE	14	2	12	14	9	1	0	0	0	
DAN BOURBONNAIS	24	3	9	12	11	0	0	0	0	
PAUL SHMYR	66	1	11	12	134	0	0	0	0	
RAY NEUFELD	19	4	3	7	4	1	0	0	0	
MICKEY VOLCAN	26	1	5	6	29	1	0	0	0	
JACK McILHARGEY	50	1	5	6	60	0	0	0	0	
NORM BARNES	20	1	4	5	19	0	0	0	1	
DON GILLEN	34	1	4	5	22	0	0	0	0	
GREG MILLEN	55	0	5	5	2	0	0	0	0	
TOM ROWE	21	4	0	4	36	1	1	0	0	
RUSS ANDERSON	25	1	3	4	85	0	0	1	0	
MARTY HOWE	13	0	4	4	2	0	0	0	0	
STEWART SMITH	17	0	3	3	15	0	0	0	0	
ROB McCLANAHAN	17	0	3	3	11	0	0	0	0	
RANDY MacGREGOR	2	1	1	2	2	0	0	0	0	
PAUL MacDERMID	3	1	0	1	2	0	0	0	0	
GILLES LUPIEN	1	0	1	1	2	0	0	0	0	
MIKE FIDLER	2	0	1	1	0	0	0	0	0	
DAN FRIDGEN	2	0	1	1	0	0	0	0	0	
JEFF BROWNSCHIDLE	3	0	1	1	2	0	0	0	0	
MIKE VEISOR	13	0	1	1	0	0	0	0	0	
JOHN GARRETT	16	0	1	1	2	0	0	0	0	
MIKE McDUGAL	3	0	0	0	0	0	0	0	0	
GERRY McDONALD	3	0	0	0	0	0	0	0	0	
GLENN MERKOSKY	7	0	0	0	2	0	0	0	0	
MICHEL GALARNEAU	10	0	0	0	4	0	0	0	0	

PLAYER	GOALTENDING					
	GP	MINS	GA	GAA	SO	W-L-T
JOHN GARRETT	16	897	63	4.21	0	5-6-4
GREG MILLEN	55	3195	229	4.30	0	11-30-12
MIKE VEISOR	13	701	53	4.54	0	5-5-2

SEASON HIGHLIGHTS

- Rick Ley, battling severe knee injuries, retires – September 9, 1981.
- Whalers recall first-round draft pick Ron Francis from the Sault Ste. Marie Greyhounds – November 14, 1981.
- Rick Ley's #2 retired – December 26, 1981.
- Whalers reel off a 6-0-4 streak between January 20 and February 10.
- Dave Keon announces retirement at conclusion of the season.
- Blaine Stoughton tops the 50-goal mark for the second time in his NHL career.

1980-81 IN REVIEW

CLOSING GAME ROSTER vs. Pittsburgh Penguins (home 4/5/81)

1 Mike Veisor	G	15 Dave Debol	C	23 Gilles Lupien	D	31 Mike Fidler	LW
3 Al Sims	D	17 Mike Rogers	C	24 Kevin Kemp	D	33 Stuart Smith	D
5 Mark Howe	D	20 Rick Meagher	C	25 Norm Barnes	D	35 John Garrett	G
12 Tom Rowe	RW	21 Blaine Stoughton	RW	26 Don Nachbaur	LW		
14 Dave Keon	C	22 Jeff Brubaker	LW	27 Warren Miller	RW		

FINAL NORRIS DIVISION STANDINGS

	GP	W	L	T	GF	GA	PTS
MONTREAL	80	45	22	13	332	232	103
LOS ANGELES	80	43	24	13	337	290	99
PITTSBURGH	80	30	37	13	302	345	73
HARTFORD*	80	21	41	18	292	372	60
DETROIT	80	19	43	18	252	339	56

*Did not make playoffs.

COMPLETE RESULTS

DATE	W/L	SCORE	OPP.	DATE	W/L	SCORE	OPP.
10/9	L	6-8	at STL	1/10	W	5-3	at WPG
10/11	L	3-9	at MIN	1/12	L	2-5	STL
10/12	T	3-3	at BUF	1/14	L	4-5	LA
10/15	W	5-2	at PIT	1/17	L	2-3	CHI
10/18	W	4-2	DET	1/18	L	2-3	at WSH
10/19	T	3-3	NYI	1/21	T	6-6	STL
10/22	W	3-0	COL	1/23	L	2-4	CGY
10/25	W	4-2	QUE	1/24	L	4-7	at TOR
10/26	L	1-6	at PHI	1/28	W	6-3	COL
10/29	W	5-3	DET	1/30	T	5-5	TOR
10/30	L	2-8	at MTL	1/31	L	3-5	BUF
11/1	T	4-4	VAN	2/2	L	2-4	at QUE
11/5	L	1-6	at STL	2/4	T	3-3	BOS
11/6	T	3-3	at COL	2/7	L	2-6	CHI
11/8	L	4-5	PHI	2/8	T	6-6	at PHI
11/12	L	1-5	MIN	2/12	T	2-2	at DET
11/15	L	4-8	WSH	2/14	L	4-7	at MIN
11/16	L	3-7	at NYR	2/15	T	4-4	at CHI
11/20	L	0-5	at NYI	2/18	T	3-3	WPG
11/22	W	4-3	VAN	2/19	L	2-6	at PIT
11/23	L	3-11	at CHI	2/22	W	6-5	NYR
11/26	W	8-4	WPG	2/25	W	3-2	MIN
11/28	W	6-4	EDM	2/27	L	1-5	at CGY
11/29	L	2-5	BUF	3/1	L	0-3	at VAN
12/2	L	2-5	at LA	3/3	L	4-5	at COL
12/3	T	4-4	at VAN	3/6	W	5-3	at BUF
12/6	W	5-3	at CGY	3/8	L	4-5	CGY
12/7	L	4-6	at EDM	3/10	T	4-4	at DET
12/10	W	8-5	at WPG	3/11	L	2-5	WSH
12/13	T	5-5	LA	3/14	L	2-6	at NYR
12/17	W	5-4	BOS	3/15	L	2-4	at BOS
12/20	T	4-4	at BOS	3/18	W	9-3	MTL
12/21	L	5-6	at QUE	3/21	L	4-6	NYR
12/23	W	7-2	at TOR	3/22	T	3-3	TOR
12/26	W	9-7	PIT	3/25	L	2-7	EDM
12/27	T	5-5	NYI	3/27	W	5-3	at WSH
1/2	L	1-3	MTL	3/29	L	1-4	PHI
1/3	L	1-8	at NYI	4/1	W	5-4	QUE
1/7	L	3-5	at LA	4/3	L	1-6	at MTL
1/9	T	6-6	at EDM	4/5	L	4-5	PIT

MAJOR TRADES

- 06/05/80** – Obtained Rick Meagher from MTL for flip-flop of draft positions in third and fifth rounds in 1981.
- 11/21/80** – Obtained Norm Barnes and Jack McIlhargey from PHI for a second-round draft pick in 1982 (Peter Ihnacek).
- 12/16/80** – Obtained Mike Fidler from MIN for Gordie Roberts.

FINAL STATISTICS (W/halers games only)

PLAYER	SCORING									
	GP	G	A	PTS	PIM	PP	SH	GW	GT	
MIKE ROGERS	80	40	65	105	32	10	4	1	0	
PAT BOUTETTE	80	28	52	80	160	8	2	3	1	
BLAINE STOUGHTON	71	43	30	73	56	10	2	6	1	
MARK HOWE	63	19	46	65	54	7	2	3	0	
AL SIMS	80	16	36	52	68	5	0	1	0	
DAVE KEON	80	13	34	47	26	2	0	1	0	
WARREN MILLER	77	22	22	44	37	3	3	1	0	
TOM ROWE	74	13	28	41	190	1	0	1	0	
DON NACHBAUR	77	16	17	33	139	2	0	1	0	
DAVE DEBOL	44	14	12	26	70	2	0	0	1	
JORDY DOUGLAS	55	13	9	22	29	3	0	1	0	
MIKE FIDLER	38	9	9	18	4	2	0	0	0	
RICK MEAGHER	27	7	10	17	19	0	0	0	0	
THOMMY ABRAHAMSSON	32	6	11	17	16	4	0	1	0	
RAY NEUFELD	52	5	10	15	44	0	0	0	0	
BERNIE JOHNSTON	25	4	11	15	8	0	0	0	0	
GORDIE ROBERTS	27	2	11	13	81	1	0	0	0	
MICKEY VOLCAN	49	2	11	13	26	0	0	0	0	
NORM BARNES	54	1	10	11	82	0	0	0	0	
JEFF BRUBAKER	43	5	3	8	93	0	0	0	0	
MICHEL GALARNEAU	30	2	6	8	9	0	0	1	0	
STUART SMITH	38	1	7	8	55	0	0	0	0	
NICK FOTIU	42	4	3	7	79	0	0	0	0	
JACK McILHARGEY	48	1	6	7	142	0	0	0	0	
GILLIES LUPIEN	20	2	4	6	39	0	0	0	0	
STEVE ALLEY	8	2	2	4	11	0	0	0	0	
RICK LEY	16	0	2	2	20	0	0	0	0	
MARK RENAUD	4	1	0	1	0	0	0	0	0	
RAY ALLISON	6	1	0	1	0	0	0	0	0	
MARTY HOWE	12	0	1	1	25	0	0	0	0	
JOHN GARRETT	54	0	1	1	2	0	0	0	0	
KEN HOLLAND	1	0	0	0	0	0	0	0	0	
KEVIN KEMP	3	0	0	0	4	0	0	0	0	
KEVIN ARTHUR	3	0	0	0	0	0	0	0	0	
MIKE VEISOR	29	0	0	0	0	0	0	0	0	

GOALTENDING

PLAYER	GP	MINS	GA	GAA	SO	W-L-T
MIKE VEISOR	29	1580	118	4.48	1	6-13-6
JOHN GARRETT	54	3145	241	4.60	0	15-27-12
KEN HOLLAND	1	60	7	7.00	0	0-1-0

SEASON HIGHLIGHTS

- Blaine Stoughton sits out the first eight games in a contract dispute.
- Gordie Howe's #9 retired – February 18, 1981.
- Larry Pleau replaces fired head coach Don Blackburn – February 20, 1981.
- Pleau replaces fired Jack Kelley as director of hockey operations – April 1, 1981.
- Mike Rogers records second straight 100-point campaign.

CLOSING GAME ROSTER vs. Montreal Canadiens (away 4/11/80)

1 Al Smith	G	9 Gordie Howe	C	16 Bobby Hull	LW	25 Steve Alley	LW
3 Al Sims	D	10 Ray Neufeld	RW	17 Mike Rogers	D	28 Pat Boutette	LW
5 Mark Howe	D	12 Tom Rowe	RW	18 Marty Howe	D	32 Larry Giroux	D
7 Gordie Roberts	D	14 Dave Keon	C	23 Nick Fotiu	LW	35 John Garrett	G
8 Ray Allison	RW	15 Dave Debol	C	24 Bernie Johnston	LW		

FINAL NORRIS DIVISION STANDINGS

	GP	W	L	T	GF	GA	PTS
MONTREAL	80	47	20	13	328	240	107
LOS ANGELES	80	30	36	14	290	313	74
PITTSBURGH	80	30	37	13	251	303	73
HARTFORD*	80	27	34	19	303	312	73
DETROIT	80	26	43	11	268	306	63

*Lost to Montreal in first round of playoffs 3-0.

FINAL STATISTICS (Whalers games only)

PLAYER	SCORING /									
	GP	G	A	PTS	PIM	PP	SH	GW	GT	
MIKE ROGERS	80	44	61	105	10	3	2	0	0	
BLAINE STOUGHTON	80	56	44	100	16	16	2	9	3	
MARK HOWE	74	24	56	80	20	5	2	3	1	
DAVE KEON	76	10	52	62	10	0	0	0	0	
JORDY DOUGLAS	77	33	24	57	39	5	0	5	1	
PAT BOUTETTE	47	13	31	44	75	3	0	0	0	
GORDIE HOWE	80	15	26	41	42	2	0	0	1	
AL SIMS	76	10	31	41	30	2	0	1	1	
GORDIE ROBERTS	80	8	28	36	89	1	0	1	0	
GREG CARROLL	71	13	19	32	24	0	1	2	0	
RAY ALLISON	64	16	12	28	13	0	0	2	1	
DAVE DEBOL	48	12	14	26	4	0	0	1	0	
BERNIE JOHNSTON	32	8	13	21	8	0	0	0	0	
RICK LEY	65	4	16	20	92	0	0	1	0	
NICK FOTIU	74	10	8	18	107	0	0	0	0	
ALAN HANGSLEBEN	37	3	15	18	69	0	0	1	0	
ANDRE LACROIX	29	3	14	17	2	1	0	0	0	
TOM ROWE	20	6	4	10	30	1	0	1	0	
RON PLUMB	26	3	4	7	14	0	0	0	0	
BOBBY HULL	9	2	5	7	0	1	0	0	0	
LARRY GIROUX	47	2	5	7	44	0	0	0	1	
BILL BENNETT	24	3	3	6	63	2	0	0	0	
TIM SHEEHY	12	2	1	3	0	0	0	0	0	
JIM WARNER	32	0	3	3	32	0	0	0	0	
STEVE ALLEY	7	1	1	2	0	0	0	0	0	
BRIAN HILL	19	1	1	2	4	0	0	0	1	
MARK RENAUD	13	0	2	2	4	0	0	0	0	
JOHN GARRETT	52	0	2	2	12	0	0	0	0	
RAY NEUFELD	8	1	0	1	0	0	0	0	0	
JEFF BRUBAKER	3	0	1	1	2	0	0	0	0	
BOB STEPHENSON	4	0	1	1	0	0	0	0	0	
MIKE ANTONOVICH	5	0	1	1	2	0	0	0	0	
MARTY HOWE	6	0	1	1	4	0	0	0	0	
CHUCK LUKSA	8	0	1	1	4	0	0	0	0	
AL SMITH	30	0	1	1	10	0	0	0	0	
JEAN SAVARD	1	0	0	0	0	0	0	0	0	
STUART SMITH	4	0	0	0	0	0	0	0	0	
RICK HODGSON	6	0	0	0	6	0	0	0	0	
MAYNARD SCHURMAN	7	0	0	0	0	0	0	0	0	

GOALTENDING

PLAYER	GP	MINS	GA	GAA	SO	W-L-T
AL SMITH	30	1754	107	3.66	2	11-10-8
JOHN GARRETT	52	3046	202	3.98	0	16-24-11

SEASON HIGHLIGHTS

- All-time WHA scoring king Andre Lacroix retires – December 20, 1979.
- Whalers re-open the Hartford Civic Center with a 7-3 win over Los Angeles – February 6.
- Whalers retire John McKenzie's #19 – February 27, 1980.
- Whalers sign hockey legend Bobby Hull – February 27, 1980.
- Gordie Howe scores his 800th career NHL regular season goal – February 29, 1980.
- Blaine Stoughton ties for NHL goal scoring lead with 56.
- Mike Rogers finishes eighth in NHL scoring with 105 points.

COMPLETE RESULTS

DATE	W/L	SCORE	OPP.	DATE	W/L	SCORE	OPP.
10/11	L	1-4	at MIN	1/17	W	7-1	PIT
10/13	T	3-3	at PIT	1/19	W	5-3	CHI
10/14	T	3-3	at CHI	1/21	W	7-2	WIN
10/17	L	1-3	at BUF	1/24	L	2-7	MTL
10/19	W	6-3	LA	1/26	L	2-3	at NYI
10/20	L	1-6	at NYI	1/28	W	6-1	ATL
10/24	T	2-2	at QUE	1/30	W	8-2	BOS
10/26	L	1-2	NYI	2/2	L	3-5	at ATL
10/28	T	2-2	at NYR	2/3	W	5-3	NYI
10/31	W	4-2	at TOR	2/6	W	7-3	LA
11/2	W	5-3	TOR	2/8	T	4-4	COL
11/6	W	7-2	at COL	2/10	L	2-6	MIN
11/9	L	2-4	CHI	2/12	T	5-5	VAN
11/11	T	5-5	at CHI	2/15	W	5-4	WIN
11/14	L	2-3	at WIN	2/16	L	3-5	at TOR
11/17	W	4-0	EDM	2/18	W	6-4	NYR
11/18	L	4-5	at BOS	2/19	W	6-2	EDM
11/21	W	5-3	BUF	2/23	W	6-5	at ATL
11/24	T	4-4	QUE	2/26	L	5-9	at QUE
11/25	W	4-2	ATL	2/27	L	3-6	BOS
11/27	L	2-6	at PHI	2/29	W	3-0	STL
11/30	W	7-5	PIT	3/1	W	6-3	at STL
12/1	T	4-4	at MTL	3/6	L	3-4	at BUF
12/4	T	3-3	at WSH	3/8	L	5-9	at WSH
12/7	L	4-7	NYR	3/9	T	1-1	at BOS
12/9	L	0-3	at EDM	3/12	T	4-4	at DET
12/11	L	3-5	at VAN	3/13	W	3-1	VAN
12/12	L	4-7	at LA	3/15	W	4-1	COL
12/15	L	5-6	at COL	3/16	L	1-6	MIN
12/19	W	5-4	WSH	3/19	T	5-5	MTL
12/22	L	2-4	BUF	3/21	T	5-5	PHI
12/23	L	2-4	at PHI	3/22	T	5-5	at MTL
12/26	T	4-4	PHI	3/24	L	5-7	STL
12/29	L	0-3	at STL	3/26	L	0-7	at WIN
1/2	T	3-3	at EDM	3/28	T	4-4	at VAN
1/4	L	3-6	WSH	3/29	T	2-2	at LA
1/6	L	1-2	DET	4/1	L	4-5	TOR
1/7	L	2-5	at NYR	4/2	L	4-6	at PIT
1/9	L	2-6	at MIN	4/4	W	9-2	QUE
1/12	W	6-4	at DET	4/6	W	5-3	DET

MAJOR TRADES

- 12/24/79** – Obtained Pat Boutette from TOR for Bob Stephenson.
- 01/17/80** – Obtained Tom Rowe from WSH for Alan Hangesleben.
- 02/27/80** – Obtained Bobby Hull from WPG for future considerations.

YEAR-BY-YEAR

RECORDS

YEAR	GP	W	L	T	OTL	PTS	GF	GA	YEAR	GP	W	L	T	OTL	PTS	GF	GA
1972-73 (WHA-BOS)	78	46*	30	2		94*	318*	263	1994-95 (NHL-HFD)	48	19	24	5		43	127	141
1973-74 (WHA-BOS)	78	43#	31	4		90#	291	260	1995-96 (NHL-HFD)	82	34	39	9		77	237	259
1974-75 (WHA-HFD)	78	43#	30	5		91#	274#	279	1996-97 (NHL-HFD)	82	32	39	11		75	226	256
1975-76 (WHA-HFD)	80	33	40	7*		73	255	290	1997-98 (NHL-CAR)	82	33	41	8		74	200	219
1976-77 (WHA-HFD)	81	35	40	6		76	275	290	1998-99 (NHL-CAR)	82	34#	30	18		86#	210	202
1977-78 (WHA-HFD)	80	44	31	5*		93	335	269	1999-00 (NHL-CAR)	82	37	35	10	0	84	217	216
1978-79 (WHA-HFD)	80	37	34	9*		83	298	287	2000-01 (NHL-CAR)	82	38	32	9	3	88	212	225
1979-80 (NHL-HFD)	80	27	34	19		73	303	312	2001-02 (NHL-CAR)	82	35	26	16*	5	91#	217	217
1980-81 (NHL-HFD)	80	21	41	18		60	292	372	2002-03 (NHL-CAR)	82	22	43	11	6	61	171	240
1981-82 (NHL-HFD)	80	21	41	18		60	264	351	2003-04 (NHL-CAR)	82	28	34	14	6	76	172	209
1982-83 (NHL-HFD)	80	19	54*	7		45	261	403*	2005-06 (NHL-CAR)	82	52#	22	8		112#	294#	260
1983-84 (NHL-HFD)	80	28	42	10		66	288	320	2006-07 (NHL-CAR)	82	40	34	8		88	241	253
1984-85 (NHL-HFD)	80	30	41	9		69	268	318	2007-08 (NHL-CAR)	82	43	33	6		92	250	246
1985-86 (NHL-HFD)	80	40	36	4		84	332#	302	2008-09 (NHL-CAR)	82	45	30	7		97	239	226
1986-87 (NHL-HFD)	80	43#	30	7		93#	287	270	2009-10 (NHL-CAR)	82	35	37	10		80	230	256
1987-88 (NHL-HFD)	80	35	38	7		77	249	267	2010-11 (NHL-CAR)	82	40	31	11		91	236	239
1988-89 (NHL-HFD)	80	37	38	5		79	299	290	2011-12 (NHL-CAR)	82	33	33	16		82	213	243
1989-90 (NHL-HFD)	80	38	33	9		85	275	268	2012-13 (NHL-CAR)	48	19	25	4		42	128	160
1990-91 (NHL-HFD)	80	31	38	11		73	238	276	2013-14 (NHL-CAR)	82	36	35	11		83	207	230
1991-92 (NHL-HFD)	80	26	41	13		65	247	283	2014-15 (NHL-CAR)	82	30	41	11		71	188	226
1992-93 (NHL-HFD)	84	26	52	6		58	284	369	2015-16 (NHL-CAR)	82	35	31	16		86	198	226
1993-94 (NHL-HFD)	84	27	48	9		63	227	288									

* – Indicates a League Leading Figure # – Indicates a Division Leading Figure

YEAR	FINISHED	PLAYOFF RESULT	COACH (CAPTAIN)
1972-73 (WHA-BOS)	1st East Div.	Won Avco-World Trophy	Jack Kelley (Ted Green)
1973-74 (WHA-BOS)	1st East Div.	Lost Quarterfinals	Ron Ryan (Ted Green)
1974-75 (WHA-HFD)	1st East Div.	Lost Quarterfinals	Ron Ryan / Jack Kelley (Ted Green)
1975-76 (WHA-HFD)	3rd East Div.	Lost Semifinals	Jack Kelley / Don Blackburn / Harry Neale (Rick Ley)
1976-77 (WHA-HFD)	4th East Div.	Lost Quarterfinals	Harry Neale (Rick Ley)
1977-78 (WHA-HFD)	2nd of 8 teams	Lost Finals	Harry Neale (Rick Ley)
1978-79 (WHA-HFD)	4th of 6 teams	Lost Semifinals	Bill Dineen / Don Blackburn (Rick Ley)
1979-80 (NHL-HFD)	4th Norris Div.	Lost Preliminary	Don Blackburn (Rick Ley)
1980-81 (NHL-HFD)	4th Norris Div.	Out of Playoffs	Don Blackburn / Larry Pleau (Rick Ley / Mike Rogers)
1981-82 (NHL-HFD)	5th Adams Div.	Out of Playoffs	Larry Pleau (Dave Keon)
1982-83 (NHL-HFD)	5th Adams Div.	Out of Playoffs	Larry Kish / Larry Pleau / John Cunniff (Russ Anderson)
1983-84 (NHL-HFD)	5th Adams Div.	Out of Playoffs	Jack Evans (Mark Johnson)
1984-85 (NHL-HFD)	5th Adams Div.	Out of Playoffs	Jack Evans (Mark Johnson / Ron Francis)
1985-86 (NHL-HFD)	4th Adams Div.	Lost Division Finals	Jack Evans (Ron Francis)
1986-87 (NHL-HFD)	1st Adams Div.	Lost Div. Semifinals	Jack Evans (Ron Francis)
1987-88 (NHL-HFD)	4th Adams Div.	Lost Div. Semifinals	Jack Evans / Larry Pleau (Ron Francis)
1988-89 (NHL-HFD)	4th Adams Div.	Lost Div. Semifinals	Larry Pleau (Ron Francis)
1989-90 (NHL-HFD)	4th Adams Div.	Lost Div. Semifinals	Rick Ley (Ron Francis)
1990-91 (NHL-HFD)	4th Adams Div.	Lost Div. Semifinals	Rick Ley (Ron Francis until 12/90)
1991-92 (NHL-HFD)	4th Adams Div.	Lost Div. Semifinals	Jim Roberts (Randy Ladouceur)
1992-93 (NHL-HFD)	5th Adams Div.	Out of Playoffs	Paul Holmgren (Pat Verbeek)
1993-94 (NHL-HFD)	6th Northeast Div.	Out of Playoffs	Paul Holmgren / Pierre McGuire (Pat Verbeek)
1994-95 (NHL-HFD)	5th Northeast Div.	Out of Playoffs	Paul Holmgren (Pat Verbeek until 3/95)
1995-96 (NHL-HFD)	4th Northeast Div.	Out of Playoffs	Paul Holmgren / Paul Maurice (Brendan Shanahan)
1996-97 (NHL-HFD)	5th Northeast Div.	Out of Playoffs	Paul Maurice (Kevin Dineen)
1997-98 (NHL-CAR)	6th Northeast Div.	Out of Playoffs	Paul Maurice (Kevin Dineen)
1998-99 (NHL-CAR)	1st Southeast Div.	Lost Conf. Quarterfinals	Paul Maurice (Keith Primeau)
1999-00 (NHL-CAR)	3rd Southeast Div.	Out of Playoffs	Paul Maurice (Ron Francis)
2000-01 (NHL-CAR)	2nd Southeast Div.	Lost Conf. Quarterfinals	Paul Maurice (Ron Francis)
2001-02 (NHL-CAR)	1st Southeast Div.	Lost Stanley Cup Finals	Paul Maurice (Ron Francis)
2002-03 (NHL-CAR)	5th Southeast Div.	Out of Playoffs	Paul Maurice (Ron Francis)
2003-04 (NHL-CAR)	3rd Southeast Div.	Out of Playoffs	Paul Maurice / Peter Laviolette (Ron Francis until 3/04)
2005-06 (NHL-CAR)	1st Southeast Div.	Won Stanley Cup	Peter Laviolette (Rod Brind'Amour)
2006-07 (NHL-CAR)	3rd Southeast Div.	Out of Playoffs	Peter Laviolette (Rod Brind'Amour)
2007-08 (NHL-CAR)	2nd Southeast Div.	Out of Playoffs	Peter Laviolette (Rod Brind'Amour)
2008-09 (NHL-CAR)	2nd Southeast Div.	Lost Conf. Finals	Peter Laviolette / Paul Maurice (Rod Brind'Amour)
2009-10 (NHL-CAR)	3rd Southeast Div.	Out of Playoffs	Paul Maurice (Rod Brind'Amour / Eric Staal)
2010-11 (NHL-CAR)	3rd Southeast Div.	Out of Playoffs	Paul Maurice (Eric Staal)
2011-12 (NHL-CAR)	5th Southeast Div.	Out of Playoffs	Paul Maurice / Kirk Muller (Eric Staal)
2012-13 (NHL-CAR)	3rd Southeast Div.	Out of Playoffs	Kirk Muller (Eric Staal)
2013-14 (NHL-CAR)	7th Metropolitan Div.	Out of Playoffs	Kirk Muller (Eric Staal)
2014-15 (NHL-CAR)	8th Metropolitan Div.	Out of Playoffs	Bill Peters (Eric Staal)
2015-16 (NHL-CAR)	6th Metropolitan Div.	Out of Playoffs	Bill Peters (Eric Staal until 2/28/16)

NHL HOME AND ROAD RECORDS

YEAR	HOME ICE RECORD						ROAD ICE RECORD						OVERALL REGULAR SEASON RECORD											
	GP	W	L	T	OTL	PTS	GF	GA	GP	W	L	T	OTL	PTS	GF	GA	GP	W	L	T	OTL	PTS	GF	GA
1979-80	40	22	12	6		50	179	141	40	5	22	13		23	124	171	80	27	34	19		73	303	312
1980-81	40	14	17	9		37	158	169	40	7	24	9		23	134	203	80	21	41	18		60	292	372
1981-82	40	13	17	10		36	136	152	40	8	24	8		24	128	199	80	21	41	18		60	264	351
1982-83	40	13	22	5		31	147	169	40	6	32	2		14	114	234	80	19	54	7		45	261	403
1983-84	40	19	16	5		43	158	150	40	9	26	5		23	130	170	80	28	42	10		66	288	320
1984-85	40	17	18	5		39	137	148	40	13	23	4		30	131	170	80	30	41	9		69	268	318
1985-86	40	21	17	2		44	181	153	40	19	19	2		40	151	149	80	40	36	4		84	332	302
1986-87	40	26	9	5		57	150	112	40	17	21	2		36	137	158	80	43	30	7		93	287	270
1987-88	40	21	14	5		47	134	124	40	14	24	2		30	115	143	80	35	38	7		77	249	267
1988-89	40	21	17	2		44	156	145	40	16	21	3		35	143	145	80	37	38	5		79	299	290
1989-90	40	17	18	5		39	134	135	40	21	15	4		46	141	133	80	38	33	9		85	275	268
1990-91	40	18	16	6		42	128	128	40	13	22	5		31	110	148	80	31	38	11		73	238	276
1991-92	40	13	17	10		36	120	126	40	13	24	3		29	127	157	80	26	41	13		65	247	283
1992-93	42	12	25	5		29	141	176	42	14	27	1		29	143	193	84	26	52	6		58	284	369
1993-94	42	14	22	6		34	123	129	42	13	26	3		29	104	159	84	27	48	9		63	227	288
1994-95	24	12	10	2		26	64	65	24	7	14	3		17	63	76	48	19	24	5		43	127	141
1995-96	41	22	15	4		48	134	120	41	12	24	5		29	103	139	82	34	39	9		77	237	259
1996-97	41	23	15	3		49	116	108	41	9	24	8		26	110	148	82	32	39	11		75	226	256
1997-98	41	16	18	7		39	106	109	41	17	23	1		35	94	110	82	33	41	8		74	200	219
1998-99	41	20	12	9		49	110	96	41	14	18	9		37	100	106	82	34	40	18		86	210	202
1999-00	41	20	16	5	0	45	99	102	41	17	19	5	0	39	118	114	82	37	35	10	0	84	217	216
2000-01	41	23	15	3	0	49	129	115	41	15	17	6	3	39	83	110	82	38	32	9	3	88	212	225
2001-02	41	15	13	11	2	43	98	105	41	20	13	5	3	48	119	112	82	35	26	16	5	91	217	217
2002-03	41	12	17	9	3	36	84	102	41	10	26	2	3	25	87	138	82	22	43	11	6	61	171	240
2003-04	41	13	18	8	2	36	85	100	41	15	16	6	4	40	87	109	82	28	34	14	6	76	172	209
2005-06	41	31	8	2		64	153	127	41	21	14	6		48	141	133	82	52	22	8		112	294	260
2006-07	41	21	16	4		46	128	131	41	19	18	4		42	113	122	82	40	34	8		88	241	253
2007-08	41	24	13	4		52	140	119	41	19	20	2		40	110	127	82	43	33	6		92	250	246
2008-09	41	26	14	1		53	115	106	41	19	16	6		44	121	115	82	45	30	7		97	236	221
2009-10	41	21	17	3		45	122	124	41	14	20	7		35	108	132	82	35	37	10		80	226	251
2010-11	41	22	14	5		49	126	114	41	18	17	6		42	110	125	82	40	31	11		91	236	239
2011-12	41	20	14	7		47	106	110	41	13	19	9		35	107	133	82	33	33	16		82	213	243
2012-13	24	9	14	1		19	67	83	24	10	11	3		23	61	77	48	19	25	4		42	128	160
2013-14	41	18	17	6		42	99	123	41	18	18	5		41	103	121	82	36	35	11		83	207	230
2014-15	41	18	16	7		43	90	89	41	12	25	4		28	93	130	82	30	41	11		71	183	219
2015-16	41	19	15	7		45	106	112	41	16	16	9		41	90	109	82	35	31	16		86	196	221
36-YR. TOTALS	1431	666	564	194	7	1533	4459	4417	1431	503	738	177	13	1196	4053	5017	2862	1169	1303	371	20	2729	8470	9416
36-YR. AVG.	40	19	16	5	1*	43	124	123	40	14	21	5	3*	33	113	139	80	32	36	10	4*	76	235	262

* - 5 year average

ALL-TIME ATTENDANCE

SEASON	REGULAR SEASON ATTENDANCE	NUMBER OF GAMES	REGULAR SEASON AVERAGE	PLAYOFF ATTENDANCE	PLAYOFF AVERAGE	TOTAL OVERALL ATTENDANCE	OVERALL AVERAGE	PERCENT OF CAPACITY
1979-80 (HFD)	394,228	40	9,856	(1) 14,460	14,460	408,688	9,968	91.9%
1980-81 (HFD)	461,008	40	11,525	—	—	461,008	11,525	79.4%
1981-82 (HFD)	456,510	40	11,413	—	—	456,510	11,413	78.7%
1982-83 (HFD)	427,819	40	10,695	—	—	427,819	10,695	73.5%
1983-84 (HFD)	459,525	40	11,488	—	—	459,525	11,488	77.6%
1984-85 (HFD)	481,059	40	12,026	—	—	481,059	12,026	81.2%
1985-86 (HFD)	510,753	40	12,769	(4) 60,504	15,126	571,257	12,983	85.8%
1986-87 (HFD)	569,219	40	14,230	(3) 45,378	15,126	614,597	14,293	94.5%
1987-88 (HFD)	582,969	40	14,574	(3) 45,507	15,169	628,476	14,616	95.9%
1988-89 (HFD)	556,823	40	13,921	(2) 25,608	12,804	582,431	13,867	91.1%
1989-90 (HFD)	548,025	40	13,701	(3) 46,605	15,535	594,630	13,829	88.9%
1990-91 (HFD)	497,224	40	12,431	(3) 45,468	15,156	542,692	12,621	80.7%
1991-92 (HFD)	433,289	40	10,832	(3) 25,061	8,354	458,350	10,659	68.2%
1992-93 (HFD)	433,918	41	10,583	—	—	433,918	10,583	67.7%
1993-94 (HFD)	430,159	41	10,492	—	—	430,159	10,492	67.1%
1994-95 (HFD)	284,050	24	11,835	—	—	284,050	11,835	75.7%
1995-96 (HFD)	491,315	41	11,983	—	—	491,315	11,983	76.6%
1996-97 (HFD)	559,939	41	13,657	—	—	559,939	13,657	93.2%
1997-98 (CAR)	373,422	41	9,108	—	—	373,422	9,108	57.3%
1998-99 (CAR)	335,696	41	8,188	(3) 33,177	11,059	368,873	8,383	75.8%
1999-00 (CAR)	508,424	41	12,400	—	—	508,424	12,400	66.2%
2000-01 (CAR)	547,585	41	13,356	(3) 50,594	16,865	598,179	13,595	72.6%
2001-02 (CAR)	635,868	41	15,509	(11) 203,497	18,500	839,365	16,142	86.2%
2002-03 (CAR)	642,973	41	15,682	—	—	642,973	15,682	83.7%
2003-04 (CAR)	505,534	41	12,330	—	—	505,534	12,330	65.8%
2005-06 (CAR)	639,454	41	15,596	(14) 263,216	18,801	902,670	16,421	87.6%
2006-07 (CAR)	712,861	41	17,387	—	—	712,861	17,387	93.3%
2007-08 (CAR)	681,962	41	16,633	—	—	681,962	16,633	89.0%
2008-09 (CAR)	679,488	41	16,573	(8) 147,823	18,478	827,311	16,884	90.4%
2009-10 (CAR)	624,873	41	15,241	—	—	624,873	15,241	81.6%
2010-11 (CAR)	656,611	40	16,415	—	—	656,611	16,415	87.9%
2011-12 (CAR)	657,747	41	16,042	—	—	657,747	16,042	85.9%
2012-13 (CAR)	421,451	24	17,560	—	—	421,451	17,560	94.0%
2013-14 (CAR)	634,831	41	15,484	—	—	634,831	15,484	82.9%
2014-15 (CAR)	516,375	41	12,594	—	—	516,375	12,594	67.4%
2015-16 (CAR)	500,363	41	12,204	—	—	500,363	12,204	65.3%
TOTALS	18,853,350	1,428	13,203	(61) 1,006,898	16,507	19,860,248	13,338	

Note: The franchise moved from the Hartford Civic Center (cap. 14,660) to the Greensboro Coliseum (cap 20,800) following the 1996-97 season. During the 1998-99 season, the official capacity at the Greensboro Coliseum was 11,059. The team played its first season at the Entertainment & Sports Arena (18,730) in Raleigh during the 1999-00 campaign. The Entertainment & Sports Arena was renamed the RBC Center in September 2002, and the capacity of the RBC Center changed to 18,639 in October 2006. The RBC Center's capacity changed again in 2007 to 18,680. On March 15, 2012, the RBC Center was renamed PNC Arena.

YEAR-BY-YEAR

BEST RECORD AFTER GAMES 1-84

AFTER	POINTS	SEASON(S)	AFTER	POINTS	SEASON(S)	AFTER	POINTS	SEASON(S)
1 game	2	85-86, 86-87, 95-96,	26 games	34	05-06	56 games	80	05-06
		96-97, 99-00, 01-02,	27 games	36	05-06	57 games	82	05-06
		08-09, 10-11	28 games	38	05-06	58 games	84	05-06
2 games	4	85-86, 95-96, 96-97,	29 games	38	05-06	59 games	86	05-06
		99-00, 01-02, 08-09,	30 games	40	05-06	60 games	88	05-06
		10-11	31 games	42	05-06	61 games	90	05-06
3 games	6	95-96	32 games	44	05-06	62 games	91	05-06
4 games	8	95-96	33 games	46	05-06	63 games	91	05-06
5 games	9	95-96	34 games	48	05-06	64 games	92	05-06
6 games	10	96-97	35 games	49	05-06	65 games	94	05-06
7 games	11	91-92	36 games	49	05-06	66 games	96	05-06
8 games	11	91-92, 96-97, 05-06,	37 games	50	05-06	67 games	96	05-06
		07-08	38 games	52	05-06	68 games	96	05-06
9 games	13	05-06, 07-08	39 games	54	05-06	69 games	98	05-06
10 games	15	05-06, 07-08	40 games	56	05-06	70 games	98	05-06
11 games	17	05-06	41 games	58	05-06	71 games	100	05-06
12 games	19	05-06	42 games	60	05-06	72 games	100	05-06
13 games	21	05-06	43 games	62	05-06	73 games	102	05-06
14 games	23	05-06	44 games	64	05-06	74 games	102	05-06
15 games	25	05-06	45 games	66	05-06	75 games	104	05-06
16 games	25	05-06	46 games	68	05-06	76 games	106	05-06
17 games	27	05-06	47 games	68	05-06	77 games	108	05-06
18 games	29	05-06	48 games	70	05-06	78 games	108	05-06
19 games	29	05-06	49 games	72	05-06	79 games	109	05-06
20 games	29	05-06	50 games	74	05-06	80 games	111	05-06
21 games	29	05-06	51 games	76	05-06	81 games	112	05-06
22 games	31	05-06	52 games	78	05-06	82 games	112	05-06
23 games	31	05-06	53 games	78	05-06	83 games	61	93-94
24 games	33	05-06	54 games	80	05-06	84 games	63	93-94
25 games	34	05-06	55 games	80	05-06	(schedule increased to 84 games in 1992-93)		

- 0 Neil Sheehy
- 1 Arturs Irbe, Jamie Storr, Kirk McLean, Sean Burke, Mike Liut, Ed Staniowski, Mike Veisor, Al Smith
- 2 Glen Wesley, Rick Ley (Retired February 17, 2009 in honor of Glen Wesley)
- 3 Steve Chiasson, Brian Glynn, Zarley Zalapski, Doug Crossman, Joel Quenneville, Stuart Smith, Paul Shmyr, Al Sims
- 4 **Haydn Fleury**, Andrej Sekera, Jamie McBain, Aaron Ward, Dennis Seidenberg, Kevin Hatcher, Nolan Pratt, Gerald Diduck, Frantisek Kucera, James Patrick, Eric Weinrich, Dan Kecmer, Rob Brown, Jergus Baca, Steve Dykstra, Jim Pavese, Charlie Bourgeois, Dana Murzyn, Richie Dunn, Mickey Volcan, Fred Arthur, Ron Francis, Andre Lacroix
- 5 **Noah Hanifin**, Mike Komisarek, Marc-Andre Gragnani, Bryan Allen, Brian Pothier, Frantisek Kaberle, Marek Malik, Kevin Haller, Alexander Godynyuk, Bryan Marchment, Steve Konroyd, Ulf Samuelsson, Pierre Lacroix, Mark Howe
- 6 Tim Gleason, Bret Hedican, Adam Burt, Mark Paterson, Blake Wesley, Tommy Abrahamsson, Ron Plumb, Jean Savard
- 7 **Ryan Murphy**, Ian White, Niclas Wallin, Curtis Leschyshyn, Brian Glynn, Randy Cunneyworth, Brian Lawton, Stewart Gavin, David Jensen, Russ Anderson, Steve Stoyanovich, Rick MacLeish, Gordie Roberts
- 8 Andrei Loktionov, Kevin Westgarth, Jaroslav Spacek, Patrick O'Sullivan, Matt Cullen, Tim Gleason, Bob Boughner, Sandis Ozolinsh, Geoff Sanderson, Mark Greig, Jody Hull, Mike Millar, Risto Siltanen, Garry Howatt, Ray Allison
- 9 Gordie Howe
- 10 Ron Francis, Gary Roberts, Andrei Nikolishin, Brad McCrimmon, Ray Neufeld, Tim Sheehy, Alan Hangsleben (Retired January 28, 2006 in honor of Ron Francis)
- 11 **Jordan Staal**, Zach Boychuk, Justin Williams, Jeff Daniels, Kevin Dineen, Andrei Nikolishin, Yvon Corrivaeu, John Cullen, Paul Fenton, Paul Lawless, Jordy Douglas, Greg Carroll
- 12 Eric Staal, Craig MacDonald, Steven Rice, Darren Turcotte, Barry Nieckar, Tim Kerr, Murray Craven, Dean Evason, Mark Johnson, Dan Bourbonnais, Mike Antonovich, Tom Rowe
- 13 Jared Staal, Anthony Stewart, Ray Whitney, Bates Battaglia, Andrei Nikolishin, Ted Drury, Geoff Sanderson, Carey Wilson
- 14 Nathan Gerbe, Andreas Nodl, Sergei Samsonov, Kevyn Adams, Steve Halko, Kevin Haller, Kevin Smyth, Paul Ranheim, Jim Sandlak, Chris Govedaris, Don Maloney, Mark Reeds, Bill Gardner, Greg Malone, Michel Galarneau, Dave Keon
- 15 **Andrej Nestrasil**, Tuomo Ruutu, Brad Isbister, Marty Murray, Harold Druken, Kevyn Adams, Byron Ritchie, Scott Daniels, Kelly Chase, Todd Harkins, Brian Propp, Joe Day, John Cullen, Dave Tippett, Norm Dupont, Glenn Merkosky, Dan Fridgen, Paul MacDermid, Dave Debol, Michel Galarneau, Garry Howatt, Rob McClanahan
- 16 **Elias Lindholm**, Brandon Sutter, Andrew Ladd, Ryan Bayda, Tommy Westlund, Jeff Daniels, Nelson Emerson, Pat Verbeek, Sylvain Turgeon, George Lyle, Michel Galarneau, Bobby Hull, Bill Bennett
- 17 Rod Brind'Amour, Jeff Daniels, Chris Murray, Scott Daniels, Ted Drury, Mark Greig, Todd Krygier, Brent Peterson, Wayne Babych, Ray Neufeld, Mike Rogers (Retired February 18, 2011 in honor of Rod Brind'Amour)
- 18 **Jay McClement**, Radek Dvorak, Adam Hall, Zach Boychuk, Jon Matsumoto, Stephane Yelle, Ryan Bayda, Mark Recchi, Mike Zigomanis, Mike Rucinski, Robert Kron, Paul Cyr, Jim Thomson, Scot Kleinendorst, Mike Crombeen, Greg Adams, Marty Howe, Mike Fidler, Don Gillen
- 19 **Aleksis Saarela**, Jiri Tlustý, Trevor Letowski, Radim Vrbata, Chris Dingman, Rob DiMaio, Jeff O'Neill, Nelson Emerson, Johnny McKenzie
- 20 **Sebastian Aho**, Riley Nash, Troy Bodie, Michael Ryan, Dan LaCouture, Jan Hlavac, Darren Langdon, Sandy McCarthy, Glen Wesley, Kevin Smyth, Nick Kypreos, Yvon Corrivaeu, John Anderson, Mike Hoffman, Mike Zuke, Merlin Malinowski, Rick Meagher, Mark Renaud
- 21 **Lee Stempniak**, James Wisniewski, Drayson Bowman, Jeff Heerema, David Tanabe, Josh Holden, Ron Francis, Jeff Brown, Andrew Cassels, Sylvain Cote, Blaine Stoughton
- 22 **Brett Pesce**, Zach Boychuk, Manny Malhotra, Zac Dalpe, Josef Melichar, Mike Commodore, Sean Hill, Jeff Brown, Mark Janssens, Ed Kastelic, Gord Sherven, Dave Williams, Shane Churla, Jorgen Pettersson, Mike Hoffman, Dave Lumley, Doug Sulliman, Jeff Brubaker
- 23 **Brock McGinn**, Jeremy Welsh, Alexei Ponikarovsky, Steven Goertzen, Zach Boychuk, Derrick Walsler, Pavel Brendl, Martin Gelinis, Marek Malik, Jocelyn Lemieux, Paul Gillis, James Black, Lee Norwood, Paul MacDermid, Wally Weir, Ed Hospodar, Gilles Lupien, Nick Fotiu, Mike McDougal
- 24 **Jake Bean**, Brad Malone, Bobby Sanguinetti, Scott Walker, Andrew Hutchinson, Sami Kapanen, Jim Storm, Patrick Poulin, Bobby Holik, Tom Martin, Pat Hughes, Dave Barr, Tim Bothwell, Chris Kotsopoulos, Kevin Kemp, Mike Fidler, Maynard Schurman, Bernie Johnston
- 25 **Viktor Stalberg**, Chris Terry, Joni Pitkanen, Shane Willis, Bruno St. Jacques, Jason McBain, Bob McGill, Terry Yake, Mark Bergevin, Barry Pederson, Jeff Parker, Grant Jennings, Mike McEwen, Dave Williams, Brad Shaw, Bobby Crawford, Mike Renaud, Pierre Larouche, Norm Barnes, Russ Anderson, Steve Alley, Jim Warner
- 26 **Matt Tennyson**, John-Michael Liles, Erik Cole, Ray Sheppard, Steve Martins, Jocelyn Lemieux, Brian Propp, Jim Agnew, Mark Hunter, Ray Ferraro, Tony Currie, Bob Sullivan, Don Nachbaur
- 27 **Justin Faulk**, Derek Joslin, Brett Carson, Craig Adams, Rod Brind'Amour, Steve Leach, Derek King, Jeff Brown, Kelly Chase, Bryan Marchment, Doug Houda, Scott Young, Doug Jarvis, Marty Howe, Steve Alley, Brian Hill, Warren Miller, Bob Stephenson
- 28 Alexander Semin, Justin Faulk, Bryan Rodney, Jamie McBain, Wade Brookbank, Andrew Hutchinson, Brad DeFauw, Steve Halko, Paul Ranheim, Mike Tomlak, Lindsay Carson, Paul Lawless, Pat Boutette, Ross Yates, Randy MacGregor, Mark Renaud, Pierre Larouche, Bob Stephenson, Rob McClanahan
- 29 **Alex Nedeljkovic**, Tim Wallace, Ryan Carter, Tom Kostopoulos, Bryan Rodney, Joey Mormina, Martin Gerber, Mike Watt, Kevin Brown, Jason Muzzatti, Marc Potvin, Randy Ladouceur, Paul Fenton, Kevin Dineen, Paul MacDermid, Tom Rowe, Jack McIlhargey, Archie Henderson, Chuck Luksa
- 30 **Cam Ward**, Patrick DesRochers, Jean-Marc Pelletier, Mark Fitzpatrick, Mike Fountain, Jeff Reese, Mike Lenarduzzi, Peter Sidorkiewicz, Greg Millen, Ken Holland
- 31 **Eddie Lack**, Anton Khudobin, Dan Ellis, Justin Pogge, Tyler Moss, Craig MacDonald, Mario Gosselin, Daryl Reaugh, Jim McKenzie, Bob Bodak, Richard Brodeur, Steve Weeks, Dan Bourbonnais, Mike Veisor, Gerry McDonald, Mike Fidler, Don Nachbaur, Greg Carroll
- 32 **Michael Leighton**, Kris Versteeg, Zach Boychuk, Oskar Osala, Stu Grimson, Steve Martins, Igor Chibirev, Murray Craven, Brad Shaw, Torrie Robertson, Mike McDougal, Dan Fridgen, Rick Hodgson, Mark Renaud, Mickey Volcan, Larry Giroux
- 33 **Derek Ryan**, Brian Boucher, Derek Joslin, Anton Babchuk, Bryan Rodney, Joey Tetarenko, David Karp, Bates Battaglia, Jimmy Carson, Ted Crowley, Jim McKenzie, Carey Wilson, Norm Maciver, Brad Shaw, John Newberry, Mark Fusco, Gerry McDonald, Rick Hodgson, Jeff Brownschidle, Stuart Smith, Jack McIlhargey
- 34 **Phil Di Giuseppe**, Manny Legace, Joe Jensen, Dave Gove, Steve Martins, Jamie Leach, Mikael Andersson, Jack Brownschidle, Dan Fridgen, Reid Bailey, Randy Gilhen, Paul Marshall
- 35 **Alex Nedeljkovic**, Drew MacIntyre, Justin Peters, Kevin Nastiuk, Tom Barrasso, Jean-Marc Pelletier, Eric Fichaud, Pat Jablonski, Jeff Reese, Mike Lenarduzzi, Corrie D'Alessio, Kay Whitmore, Mike Vellucci, Scot Kleinendorst, John Garrett
- 36 **Patrick Brown**, Jussi Jokinen, Michael Ryan, Brandon Nolan, Jesse Boulerice, Greg Koehler, Glen Featherstone, Michael Nylander, Daniel Shank, Marc Bergevin, Yves Courteau, Gord Sherven, Paul MacDermid
- 37 **Warren Foegle**, Aaron Palushaj, Tim Brent, Keith Aucoin, Tomas Kurka, Trevor Kid, Jeff Daniels, Dan Kecmer, Patrick Poulin, Chris Tancill, Dallas Gaume
- 38 **Josh Wesley**, Jack Hillen, Tim Conboy, Allan Rourke, Scott Pellerin, Robert Kron, Terry Yake, Mark Reeds, Brad Shaw, Randy Pierce, Randy MacGregor
- 39 **Valentin Zykov**, Patrick Dwyer, Doug Weight, Brad DeFauw, Pat Jablonski, Enrico Ciccone, Kelly Chase, Robert Petrovicky
- 40 **Daniel Althuller**, Tripp Tracy, Frank Pietrangelo, Jergus Baca, Al Tuer, Greg Britz, Mike Hoffman, Bob Hess
- 41 **Max Zimmer**, Danny Biega, Andrew Alberts, Nolan Pratt, Allen Pedersen, Joe Day, Jim Culhane
- 42 **Joakim Nordstrom**, Brett Sutter, Tim Gleason, Jeff Heerema, Brian Chapman, Marc LaForge
- 43 **Erik Karlsson**
- 44 **Julien Gauthier**, Jay Harrison, Patrick Eaves, Kent Manderville, Gerald Diduck, Chris Pronger, Paul Gillis, Rob Brown, Dave Babych, Niklas Nordgren
- 45 **Keegan Lowe**, Alexandre Picard, David Tanabe, Shane Willis, John Stevens
- 46 **Trevor Carrick**, Mike Zigomanis, Mike Rucinski, Kevin Brown, Jim Storm, Todd Richards
- 47 **Matt Filipe**, Michal Jordan, Marc-Andre Bergeron, John Grahame, Brad Fast, Ryan Bayda, Jean-Sebastien Giguere, Michel Picard
- 48 **Brody Sutter**, Anton Babchuk, Nikos Tselios, Scott Daniels
- 49 **Victor Rask**, Michael Leighton, Ross McKay
- 50 **Jeremy Helvig**
- 51 **Gregory Hofmann**, Tomas Kaberle, Jeff Hamilton, Danny Richmond, Andre Kovalenko
- 52 **Hudson Elynuik**, Justin Shugg, Damian Surma, Jim Sandlak
- 53 **Jeff Skinner**, Casey Borer, Greg Kuznik
- 54 **Dennis Robertson**, Brett Pesce
- 55 **Roland McKeown**, Danny Markov, Pavel Brendl, Keith Primeau
- 56 **Brendan Woods**, Jakub Petruzalek, Brett Lysak
- 57 **Andrew Poturalski**
- 58 **Nicolas Roy**
- 59 **Janne Kuokkanen**, Chad LaRose
- 60 **Colin Olson**, Justin Peters
- 61 **Sergey Tolchinsky**, Cory Stillman
- 62 Rasmus Rissanen, Jaroslav Svoboda
- 63 Dwight Helminen, Josef Vasicek
- 64 **Clark Bishop**
- 65 **Ron Hainey**
- 67 **Luke Stevens**, Jerome Samson
- 68 **Tyler Ganly**
- 70 **Callum Booth**, Mike Murphy, Oleg Tverдовsky
- 71 **Lucas Wallmark**, Jerome Samson, Tomas Malesc
- 72 **Andrew Miller**, Nicolas Blanchard, Dave Semenko
- 73 Brett Bellemore
- 74 **Jacob Slavin**
- 75 **Spencer Smallman**
- 76 **Jake Chelios**
- 77 Joe Corvo, Anson Carter, Paul Coffey
- 78 **Steven Lorentz**
- 80 Rasmus Tirronen, John Muse, Kevin Weekes
- 82 **Noah Carroll**
- 83 **David Cotton**
- 86 **Teuvo Teravainen**
- 89 Darren Turcotte
- 92 Jeff O'Neill, Michael Nylander
- 94 Brendan Shanahan

ALL-TIME ROSTER

	YEARS	POS.-NO.	REGULAR SEASON					PLAYOFFS				
			GP	G	A	TP	PIM	GP	G	A	TP	PIM
-A-												
Abrahamsson, Christer	74-77	G-1/29	10	0	2	2	18	3	0	0	0	0
Signed August 1974 from Leksand IF of Swedish Elite League. Released, June 1977.												
Abrahamsson, Thommy	74-77/80-81	D-6/19	234	34	78	112	142	28	2	7	9	15
Signed August 1974 from Leksand IF of Swedish Elite League. Retired, July 1977. Re-signed from Swedish Elite League, June 1980. Released, June 1981.												
Adams, Craig	00-04, 05-08	RW-27	427	33	44	77	337	29	0	0	0	10
Selected in the NHL Entry Draft (Harvard), June 22, 1996. Signed with Anaheim as a free agent, August 2005. Acquired from Anaheim in exchange for Bruno St. Jacques, October 2005. Traded to Chicago in exchange for future considerations, January 17, 2008.												
Adams, Greg	82-83	LW-18	79	10	13	23	216	-	-	-	-	-
Acquired from Philadelphia Flyers with Ken Linseman and Flyers' No. 1 choice in 1983 (David A. Jensen) for Mark Howe, August 1982. Traded to Washington Capitals for Torrie Robertson, October 1983.												
Adams, Kevyn	02-07	C-14/15	300	38	34	72	167	48	1	0	1	18
Acquired from the Florida Panthers along with Bret Hedican and Tomas Malec for Sandis Ozolinsh and Byron Ritchie, January 16, 2002. Traded to Phoenix Coyotes for Dennis Seidenberg, January 8, 2007.												
Agnew, Jim	92-93	D-26	16	0	0	0	68	-	-	-	-	-
Signed as a free agent (Vancouver Canucks), June 1992. Retired, September 15, 1993.												
Ahearn, Kevin	72-74	LW-14/5	78	20	22	42	18	14	1	2	3	9
Selected in WHA Player Selection Draft, February 1972 (U.S. Olympic Team). Released, May 1974.												
Alberts, Andrew	09-10	D-41	62	2	8	10	74	-	-	-	-	-
Signed as a free agent, July 15, 2009. Traded to Vancouver in exchange for Vancouver's 2010 third-round draft pick, March 3, 2010.												
Allen, Bryan	11-12	D-5	101	1	18	19	95	-	-	-	-	-
Acquired from the Florida Panthers in exchange for Sergei Samsonov, February 28, 2011. Signed with Anaheim as a free agent, July 2012.												
Alley, Steve	79-81	LW-27/25	15	3	3	6	11	3	0	1	1	0
Claimed in WHA dispersal draft (Birmingham Bulls), June 1979. Released, May 1981.												
Allison, Ray	79-81	RW-8	70	17	12	29	13	2	0	1	1	0
Selected in NHL Entry Draft (Brandon, WHL), August 1979. Traded with Fred Arthur and first- and third-round 1982 draft picks (Ron Sutter, Miroslav Dvorak), to Philadelphia Flyers for Rick MacLeish, Don Gillen, Blake Wesley and Philadelphia's first-, second- and third-round 1982 draft picks, July 1981 (Paul Lawless, Mark Paterson, Kevin Dineen).												
Anderson, John	85-89	LW-20	215	72	117	189	69	20	6	11	17	2
Acquired from Quebec Nordiques for Risto Siltanen, March 1986. Released, October 1989.												
Anderson, Russ	81-83	D-25/7	82	1	9	10	256	-	-	-	-	-
Acquired from Pittsburgh Penguins for eighth-round 1983 draft choice, December 1981. Released, June 1983.												
Andersson, Mikael	89-92	LW-34	175	35	60	95	28	12	0	5	5	8
Selected in 1989 NHL Waiver Draft from Buffalo Sabres, October 1989. Signed with Tampa Bay as a free agent, June 1992.												
Antonovich, Mike	77-80	LW-12	175	64	72	136	79	29	17	12	29	22
Acquired from Edmonton Oilers with Bill Butters for Brett Callighen and Ron Busniuk, February 1977. Released, May 1980.												
Arndt, Danny	75-77	C/LW-19	115	16	22	38	21	8	0	0	0	0
Selected in WHA Amateur Draft (Saskatoon, WCHL), June 1975. Traded to Edmonton Oilers with cash and "future considerations" (WHA rights to Dave Debol) for Dave Keon, Jack Carlson, Steve Carlson, John McKenzie and Dave Dryden, January 1977.												
Arthur, Fred	80-81	D-4	3	0	0	0	0	-	-	-	-	-
Selected as underage junior in NHL Draft (Cornwall, QMJHL), June 1980. Traded to Philadelphia Flyers with Ray Allison and first and third picks in the 1982 draft (Ron Sutter, Miroslav Dvorak) for Rick MacLeish, Don Gillen, Blake Wesley and the Flyers' first-, second- and third-round 1982 draft picks (Paul Lawless, Mark Paterson, Kevin Dineen), July 1981.												
Aucoin, Keith	06-08	C-37	53	5	10	15	14	-	-	-	-	-
Signed as a free agent, August 4, 2005. Signed with Washington as an unrestricted free agent, July 2008.												
-B-												
Babchuk, Anton	06-07/08-09/10	D-33/48	163	24	38	62	64	13	0	1	1	10
Acquired from the Chicago Blackhawks along with Chicago's fourth-round pick in 2007 for Danny Richmond and a fourth-round pick in 2006, January 2006. Traded to Calgary along with Tom Kostopoulos in exchange for Brett Sutter and Ian White, November 17, 2010.												
Babych, Dave	85-91	D-44	349	44	196	240	256	31	7	13	20	32
Acquired from Winnipeg Jets for Ray Neufeld, November 1985. Claimed by Minnesota North Stars in NHL Expansion Draft, May 1991.												
Babych, Wayne	85-87	RW-17	41	11	17	28	63	10	0	1	1	2
Acquired from the Quebec Nordiques for Greg Malone, January 1986. Retired, September 1987.												
Baca, Jergus	90-92	D-40	10	0	2	2	14	-	-	-	-	-
Selected in NHL Entry Draft, June 1990. Released, June 1992.												
Backstrom, Ralph	75-77	C/LW-9	115	31	50	81	36	20	5	4	9	8
Acquired from Ottawa Civics for "future considerations," January 1976. Retired, June 1977.												
Bailey, Reid	83-84	D-34	12	0	0	0	25	-	-	-	-	-
Signed as a free agent, December 1983. Released, June 1984.												
Barnes, Norm	80-82	D-25	74	2	14	16	101	-	-	-	-	-
Acquired with Jack McIlhargey from Philadelphia Flyers for a 1982 second-round draft choice (later transferred to Toronto, Peter Ilnacek), December 1980. Released, June 1982.												
Barr, Dave	86-87	RW-24	30	2	4	6	19	-	-	-	-	-
Acquired from St. Louis Blues for Tim Bothwell, October 1986. Traded to Detroit Red Wings for Randy Ladouceur, January 1987.												
Barrasso, Tom	01-02	G-35	34	0	0	0	4	-	-	-	-	-
Signed as a free agent, July 17, 2001. Traded to Toronto Maple Leafs for a fourth round pick in the 2003 NHL Entry Draft, March 15, 2002.												
Battaglia, Bates	97-03	LW-13/33	402	63	87	150	281	35	5	14	19	24
Acquired from Mighty Ducks of Anaheim for Mark Janssens, March 18, 1997. Traded to Colorado Avalanche in exchange for Radim Vrbata, March 11, 2003.												
Bayda, Ryan	03-04/06-09	LW-16/18/47	179	16	24	40	94	15	2	2	4	18
Selected in the NHL Entry Draft (North Dakota), June 24, 2000. Released July 2005. Signed as a free agent, August 4, 2006. Released, July 2009.												
Belanger, Eric	06-07	C-25	56	8	12	20	14	-	-	-	-	-
Acquired from the Los Angeles Kings along with defenseman Tim Gleason in exchange for defenseman Oleg Tverdovsky and the rights to defenseman Jack Johnson, September 29, 2006. Traded to Nashville in exchange for center Josef Vasicek, February 9, 2007.												
Bellemore, Brett	13-15	D-73	121	4	16	20	79	-	-	-	-	-
Selected in the NHL Entry Draft (Plymouth, OHL), June 23, 2007. Released, July 2015.												
Bennett, Bill	79-80	LW-16	24	3	3	6	63	-	-	-	-	-
Selected from Boston Bruins in the 1979 NHL Expansion Draft. Released, June 1980.												

	YEARS	POS.-NO.	REGULAR SEASON					PLAYOFFS				
			GP	G	A	TP	PIM	GP	G	A	TP	PIM
Bergeron, Marc-Andre	13	D-47	13	0	4	4	5	-	-	-	-	-
Acquired from Tampa Bay in exchange for forward Adam Hall and a 2013 seventh-round draft pick (186th overall - Joel Vermin), April 2, 2013. Released, July 2013.												
Bergevin, Marc	90-92	D-36/25	79	7	17	24	68	5	0	0	0	2
Acquired from the New York Islanders for "future considerations," October 1990. Signed with Tampa Bay Lightning as a free agent, July 1992.												
Berglund, Bill	73-75	G-1/30	5	0	0	0	0	-	-	-	-	-
Signed from Rhode Island Eagles (AHL), September 1973. Retired, September 1974. Ended retirement, January 1975. Released, September 1975.												
Biega, Danny	15	D-41	10	0	2	2	0	-	-	-	-	-
Selected in NHL Entry Draft (Harvard, ECAC), June 2010.												
Black, James	89-92	C-23	3	4	6	10	14	-	-	-	-	-
Selected in NHL Entry Draft (Portland, WHL), June 1989. Traded to Minnesota North Stars for Mark Janssens, September 1992.												
Blackburn, Don	73-76	LW-22	146	40	74	114	34	12	3	6	9	6
Signed from Minnesota North Stars, September 1973. Released, September 1975. Re-signed, November 1975. Retired to become head coach, December 1976.												
Blanchard, Nicolas	13	F-72	9	0	0	0	20	-	-	-	-	-
Selected in the NHL Entry Draft (Chicoutimi, QMJHL), June 23, 2005. Released, July 2014.												
Bodak, Bob	89-90	LW-31	1	0	0	0	0	-	-	-	-	-
Signed as a free agent, July 1988. Released, June 1990.												
Bodie, Troy	10-11	RW-20	50	1	2	3	54	-	-	-	-	-
Claimed on waivers from the Anaheim Ducks, November 16, 2010. Released, July 2011.												
Bolduc, Danny	75-78	RW-21	88	15	13	28	51	30	3	10	13	8
Signed as a free agent, March 1976. Signed with Detroit Red Wings as free agent, August 1978.												
Borer, Casey	08/10	D-53/55	16	1	2	3	9	-	-	-	-	-
Selected in the NHL Entry Draft (St. Cloud State, WCHA), June 2004. Released, July 2011.												
Borgeson, Don	75-76	RW-22	31	9	8	17	4	3	1	1	2	0
Acquired from Ottawa Civics with Ralph Backstrom for "future considerations," January 1976. Placed on waivers and claimed by Calgary Cowboys, June 1976.												
Bothwell, Tim	85-87	D-24	66	3	8	11	53	10	0	0	0	8
Purchased from St. Louis Blues, October 1985. Traded to St. Louis Blues for Dave Barr, October 1986.												
Boucher, Brian	11-12	G-33	10	0	0	0	0	-	-	-	-	-
Signed as a free agent, July 2011. Traded to Philadelphia along with defenseman Mark Alt in exchange for forward Luke Pither, Jan. 13, 2013.												
Boughner, Bob	03-04	D-8	43	0	5	5	80	-	-	-	-	-
Acquired from the Calgary Flames for a fourth-round pick in the 2004 draft (Kristopher Hogg) and future considerations, July 16, 2003. Traded to the Colorado Avalanche for defenseman Chris Bahen, a third-round pick in the 2004 draft (Casey Borer) and future considerations, February 20, 2004.												
Boulerice, Jesse	02-07	RW-36	150	8	2	10	286	-	-	-	-	-
Acquired from Philadelphia for Greg Koehler, February 13, 2002. Traded to St. Louis along with Magnus Kahnberg, Mike Zigomanis, Carolina's first-round pick in 2006 and Toronto's fourth-round pick in 2006 for Doug Weight and Erkki Rajamaki, January 30, 2006. Signed as a free agent, August 2, 2006. Released July 2007.												
Bourbonnais, Dan	81-82/83-84	LW-12/31	59	3	25	28	11	-	-	-	-	-
Selected in NHL Entry Draft (Calgary, WHL), June 1981. Released, June 1984.												
Bourgeois, Charles	87-88	D-4	1	0	0	0	0	0	0	0	0	0
Acquired from St. Louis Blues with a third-round 1989 draft selection, previously traded to St. Louis Blues for Mark Reeds and upgraded to a second-round 1989 draft selection (Rick Corriveau). Released, July 1989.												
Boutette, Pat	79-81/84-85	C/LW-28	160	47	91	138	286	3	1	0	1	6
Acquired from Toronto Maple Leafs for Bob Stephenson, December 1979. Awarded to Pittsburgh Penguins with Kevin McClelland as compensation for Hartford signing Greg Millen, July 1981. Re-acquired from Pittsburgh Penguins for NHL rights to Ville Siren, November 1984. Released, July 1985.												
Bowman, Drayson	10-14	LW-21/23	176	15	18	33	53	-	-	-	-	-
Selected in the NHL Entry Draft (Spokane, WHL), June 2007. Released, July 2014.												
Boychuk, Zach	08-15	C/LW-22/18/11/23/32	115	11	17	28	10	-	-	-	-	-
Selected in the NHL Entry Draft (Lethbridge, WHL), June 20, 2008. Claimed on waivers by Pittsburgh, Jan. 31, 2013. Claimed on waivers from Nashville, March 21, 2013.												
Brendl, Pavel	03-04	RW-55/23	26	5	4	9	10	-	-	-	-	-
Acquired along with Bruno St. Jacques from Philadelphia Flyers for Sami Kapanen and Ryan Bast, February 7, 2003. Traded to Phoenix for Krystofer Kolanos, December 28, 2005.												
Brent, Tim	11-13	C-37	109	12	15	27	35	-	-	-	-	-
Signed as a free agent, July 2011. Released, July 2013.												
Briend'Amour, Rod	00-10	C-27/17	694	174	299	473	402	72	18	20	38	46
Acquired from Philadelphia Flyers along with Jean-Marc Pelletier and a second-round pick in 2000 in exchange for Keith Primeau and a fifth-round pick on January 23, 2000. Retired as a player on June 30, 2010.												
Britz, Greg	86-87	RW-40	1	0	0	0	0	-	-	-	-	-
Signed as a free agent (Toronto), October 1986. Released, July 1987.												
Brodeur, Richard	87-88	G-31	6	0	0	0	2	4	0	0	0	0
Acquired from Vancouver Canucks for Steve Weeks, March 1988. Retired, November 1988.												
Brookbank, Wade	07-09	D/LW-28	59	2	1	3	166	-	-	-	-	-
Signed as a free agent (Boston), July 3, 2007. Traded to Tampa Bay along with Josef Melichar and a 2009 fourth-round pick, February 7, 2009.												
Brown, Jeff	96-98	D-27/21	81	10	41	51	54	-	-	-	-	-
Acquired from Vancouver Canucks in a three-team trade, December 20, 1995. The Whalers traded Jocelyn Lemieux and their second-round draft pick in 1998 NHL Entry Draft for Jim Dowd and New Jersey's second-round pick in 1997. The Whalers then traded Dowd, a second pick in 1997 (Ryan Bonni), and Frantisek Kucera to Vancouver for Brown and Vancouver's third-round draft pick in the 1998 NHL Entry Draft (pick traded to Dallas on Draft Day '98 - Stars selected John Erskine). Traded to Toronto Maple Leafs for fourth-round draft pick in 1999 NHL Entry Draft, January 2, 1998.												
Brown, Kevin	96-98	RW-46	15	0	4	4	6	-	-	-	-	-
Acquired from Mighty Ducks of Anaheim for Espen Knutsen on October 1, 1996.												
Brown, Patrick	14-16	C-36	14	1	1	2	8	-	-	-	-	-
Signed as a free agent, April 12, 2014.												
Brown, Rob	90-92	RW-4/44	86	34	39	73	136	5	1	0	1	7
Acquired in a December 1990 trade from Pittsburgh Penguins for Scott Young. Traded to Chicago Blackhawks for Steve Konroyd, January 1992.												
Brownschidle, Jack	83-86	D-34	39	3	6	9	19	-	-	-	-	-
Acquired on waivers from St. Louis Blues, March 1984. Released, July 1986.												
Brownschidle, Jeff	81-83	D-33	7	0	1	1	2	-	-	-	-	-
Signed as free agent (Notre Dame), May 1981. Released, July 1984.												
Brubaker, Jeff	78-81	LW-22	58	5	4	9	114	3	0	0	0	12
Selected in WHA Amateur Draft (Peterborough, OHA), June 1978. Selected by Montreal Canadiens in NHL Waiver Draft, October 1981.												

ALL-TIME ROSTER

	YEARS	POS.-NO.	REGULAR SEASON					PLAYOFFS				
			GP	G	A	TP	PIM	GP	G	A	TP	PIM
Burke, Sean	92-98	G-1	281	0	12	12	85	—	—	—	—	—
Acquired from New Jersey Devils with Eric Weinrich for Bobby Holik and a second-round 1993 draft pick (Jay Pandolfo), August 1992. Traded to the Vancouver Canucks along with Geoff Sanderson and Enrico Ciccone in exchange for Kirk McLean and Martin Gelinias, January 3, 1998.												
Burt, Adam	88-99	D-6	626	36	106	142	875	4	0	0	0	0
Selected in the NHL Entry Draft (North Bay, OHL), June 1987. Traded to Philadelphia Flyers for Andrei Kovalenko, March 6, 1999.												
Busniuk, Ron	75-77	D-5	66	1	12	13	196	17	0	2	2	14
Claimed in dispersal draft of folded Minnesota Fighting Saints, March 1976. Traded with Brett Callighen to Edmonton Oilers for Mike Antonovich and Bill Butters, February 1977.												
Butters, Bill	76-78	D-22	71	2	21	23	134	5	0	1	1	15
Acquired with Mike Antonovich from Edmonton Oilers for Brett Callighen and Ron Busniuk, February 1977. Cleared WHA waivers and signed with Minnesota North Stars, February 1978.												
Byers, Mike	72-76	RW-21	187	61	54	115	20	25	10	11	21	20
Acquired from Los Angeles Sharks for Mike Hyndman, February 1973. Sold to Cincinnati Stingers, February 1976.												
—C—												
Caffery, Terry	72-76	C-7	143	54	98	152	26	8	3	7	10	0
WHA rights acquired from Philadelphia Blazers for "future considerations," June 1972. Traded to Calgary Cowboys for an undisclosed draft choice and other considerations, October 1975.												
Callighen, Brett	76-77	C-22	33	6	10	16	41	—	—	—	—	—
Signed as a free agent (Kalamazoo, IHL), October 1976. Traded to Edmonton Oilers with Ron Busniuk for Mike Antonovich and Bill Butters, February 1977. Re-acquired from Edmonton Oilers for "future considerations," June 1977. Traded to Edmonton Oilers with Dave Dryden and two 1977 draft picks for Louis Levasseur, September 1977.												
Carleton, Wayne	74-76	C-9	107	47	60	107	56	6	2	5	7	14
Acquired from Toronto Toros for "future considerations" (Jim Dorey) and a second-round 1975 draft choice. Traded to Edmonton Oilers for Mike Rogers and "future considerations," January 1975.												
Carlson, Jack	76-79	LW-23	136	18	32	50	334	14	2	2	4	23
Acquired from Edmonton Oilers with Dave Dryden, Steve Carlson, Dave Keon and John McKenzie for Dan Arndt, "future considerations" (WHA rights to Dave Debol) and cash, January 1977. Traded to Minnesota North Stars for "future considerations," February 1979.												
Carlson, Steve	76-78	C/RW-26	69	10	16	26	51	18	2	7	9	11
Signed as a free agent after demise of the original Minnesota Fighting Saints, May 1976. Selected by Florida Breakers ("new" Minnesota Fighting Saints) in WHA Intra League Draft, May 1976. Acquired from Edmonton Oilers with Dave Dryden, Jack Carlson, Dave Keon and John McKenzie for "future considerations" (the rights to Dave Debol), cash and Dan Arndt, January 1977. Placed on waivers and claimed by Edmonton Oilers, May 1978.												
Carrick, Trevor	16	D-46	2	0	0	0	0	—	—	—	—	—
Selected in the NHL Entry Draft (Mississauga, OHL), June 23, 2012.												
Carroll, Greg	77-78/79-80	C-11/31	119	22	33	55	51	—	—	—	—	—
Acquired with Bryan Maxwell from Cincinnati Stingers for WHA rights to Mike Liut and a second-round 1978 draft choice. Returned to Cincinnati Stingers for Ron Plumb, February 1978. Signed as a free agent after release by Detroit Red Wings, July 1979. Released, July 1990.												
Carson, Brett	08-11	D-27	72	2	10	12	20	—	—	—	—	—
Selected in the NHL Entry Draft (Calgary, WHL), June 2004. Claimed on waivers by the Calgary Flames, February 28, 2011.												
Carson, Jimmy	94-95	C-33	49	10	10	20	29	—	—	—	—	—
Signed as a free agent, July 1994. Released December 1995.												
Carson, Lindsay	87-88	LW-28	27	5	4	9	30	5	1	2	3	2
Acquired from Philadelphia Flyers for Paul Lawless, February 1988. Released, July 1989.												
Carter, Anson	07-07	RW-77	10	1	0	1	2	—	—	—	—	—
Acquired from the Columbus Blue Jackets in exchange for Carolina's fifth-round pick in 2008, February 23, 2007. Released, July 2007.												
Carter, Ryan	10-11	C-29	32	0	3	3	22	—	—	—	—	—
Acquired from the Anaheim Ducks in exchange for Stefan Chaput and Matt Kennedy, November 23, 2010. Traded to the Florida Panthers along with a 2011 fifth-round pick in exchange for Cory Stillman, February 22, 2011.												
Cassels, Andrew	91-97	C-21	438	97	254	351	220	7	2	4	6	6
Acquired from Montreal Canadiens for 1992 second-round pick (Valeri Bure), September 1991. Traded to Calgary along with Jean-Sebastien Giguere for Gary Roberts and Trevor Kidd, August 25, 1997.												
Chapman, Brian	90-92	D-42	3	0	0	0	29	—	—	—	—	—
Selected in NHL Entry Draft, June 1986. Released June 1993.												
Charlebois, Bob	73-75	LW-18	110	8	10	18	6	11	1	0	1	4
Acquired from Ottawa Civics for Brit Selby, June 1973. Retired, June 1976.												
Chase, Kelly	96-97	RW-15/27/39	111	3	10	13	493	—	—	—	—	—
Selected in 1995 NHL Waiver Draft. Traded to Toronto Maple Leafs for an eighth-round draft pick in 1998 (Jaroslav Svoboda), March 18, 1997.												
Chiasson, Steve	97-99	D-3	112	11	46	57	88	6	1	2	3	2
Acquired from Calgary Flames along with a third-round draft pick in 1997 (Francis Lessard) for Hnat Domenichelli, Glen Featherstone a second-round draft pick in 1997 (Dimitri Kokorev) and a third-round draft pick in 1998.												
Chibirev, Igor	93-94	C-32	37	4	11	15	2	—	—	—	—	—
Selected in NHL Entry Draft (Fort Wayne, IHL), June 1993. Released, June 1995.												
Churla, Shane	86-88	LW-22	22	0	1	1	92	2	0	0	0	42
Selected in NHL Entry Draft (Medicine Hat, WHL), June 1985. Traded to Calgary Flames with Dana Murzyn for Neil Sheehy, Carey Wilson and the rights to Lane MacDonald, January 1988.												
Ciccone, Enrico	97-98	D-39	14	0	3	3	83	—	—	—	—	—
Acquired from Chicago Blackhawks for Ryan Risadore and a 1998 fifth-round draft pick (Chicago traded pick to Toronto on Draft Day '98 - Toronto chose Morgan Warren), July 25, 1997. Traded to Vancouver Canucks along with Sean Burke and Geoff Sanderson for Kirk McLean and Martin Gelinias, January 3, 1998.												
Climie, Ron	74-77	L/RW-15	93	33	24	57	29	6	3	0	3	0
Acquired from Edmonton Oilers for Tim Sheehy, February 1975. Released, June 1977.												
Coffey, Paul	96-97, 98-00	D-77	133	16	42	58	86	5	0	1	1	2
Acquired from Detroit Red Wings with Keith Primeau and a 1997 first-round draft pick (Nikos Tselios) for Brendan Shanahan and Brian Glynn on October 9, 1996. Traded to Philadelphia Flyers with 1997 third-round draft pick (Kris Mallette) for Kevin Haller, a 1997 first-round pick (pick traded to San Jose Sharks [Scott Hannan] for 28th pick [Brad Defauw] and San Jose's third choice in 1998) and a 1997 seventh-round draft pick (Andrew Merrick) on December 15, 1996. Acquired from Chicago Blackhawks for Nelson Emerson, December 29, 1998. Signed by Boston Bruins as a free agent, July 13, 2000.												
Cole, Erik	01-08/09-11	RW-26	557	168	195	363	494	43	6	8	14	52
Selected in NHL Entry Draft (Clarkson, ECAC), June 27, 1998. Traded to the Edmonton Oiler in exchange for Joni Pitkanen, July 1, 2008. Re-acquired from Edmonton along with a 2009 fifth-round draft pick in exchange for Patrick O'Sullivan and a 2009 second-round draft pick, March 4, 2009. Signed as a free agent with the Montreal Canadiens, July 1, 2011.												

	YEARS	POS.-NO.	REGULAR SEASON					PLAYOFFS				
			GP	G	A	TP	PIM	GP	G	A	TP	PIM
Commodore, Mike	05-08	D-22	195	13	41	54	325	25	2	2	4	33
Acquired from Calgary for Atlanta's third-round draft pick (69th overall - Gord Baldwin) in the 2005 draft, July 29, 2005. Traded to Ottawa along with forward Cory Stillman in exchange for defenseman Joe Corvo and right wing Patrick Eaves, February 11, 2008.												
Conboy, Tim	08-10	D/RW-38	59	0	6	6	121	3	0	0	0	0
Signed as a free agent, July 21, 2006. Signed with Buffalo in July 2010.												
Cooley, Gaye	75-76	G-29	-	-	-	-	-	1	0	0	0	0
Signed as a free agent on emergency basis, April 1976. Released at conclusion of 1976 playoffs.												
Corriveau, Yvon	89-94	LW-20/11	114	22	15	37	90	11	4	2	6	18
Acquired from the Washington Capitals for Mike Liut, March 1990. Traded to Washington Capitals to complete Kypreos for Hunter deal, August 1992. Re-acquired from San Jose Sharks to complete Michel Picard trade (October 1992), January 1993.												
Corvo, Joe	08-10/10-11/13	D-77	260	42	86	128	68	18	2	5	7	4
Acquired from the Ottawa Senators along with right wing Patrick Eaves in exchange for defenseman Mike Commodore and forward Cory Stillman, February 11, 2008. Traded to the Washington Capitals in exchange for Brian Pothier, Oskar Osala and Washington's 2011 second-round pick, March 3, 2010. Signed as a free agent, July 7, 2010. Traded to the Boston Bruins in exchange for Boston's 2012 fourth-round draft pick, July 5, 2011. Signed as a free agent, July 1, 2012. Released, July 2013.												
Cote, Sylvain	84-91	D-21	380	31	61	92	147	22	1	6	7	10
Selected in NHL Entry Draft (Quebec, QMJHL), June 1984. Traded to Washington Capitals for 1992 second-round draft pick (Andrei Nikolishin), September 1991.												
Courteau, Yves	86-87	RW-36	4	0	0	0	0	-	-	-	-	-
Acquired from Calgary Flames for Mark Paterson, October 1986. Retired, June 1988.												
Craven, Murray	91-93	LW-12/32	128	49	72	121	58	7	3	3	6	6
Acquired with a fourth-round 1992 draft pick (Kevin Smyth) from Philadelphia Flyers for Kevin Dineen, November 1991. Traded with a 1993 fifth-round draft pick (Scott Walker) to Vancouver Canucks for Robert Kron, a 1993 third-round draft pick (Marek Malik) and "future considerations" (Jim Sandlak), March 1993.												
Crawford, Bob	83-86	RW-25	182	64	59	123	56	-	-	-	-	-
Claimed from St. Louis Blues in NHL Waiver Draft, October 1983. Traded to New York Rangers for Mike McEwen, March 1986.												
Crombeen, Mike	83-85	RW-18	102	5	11	16	41	-	-	-	-	-
Claimed from St. Louis Blues in NHL Waiver Draft, October 1983. Released, July 1985.												
Crossman, Doug	90-91	D-3	41	4	19	23	19	-	-	-	-	-
Acquired in November 1990 trade with New York Islanders for Ray Ferraro and a 1992 fifth-round draft pick (Ryan Duthre). Traded to Detroit Red Wings for Doug Houda in February 1991.												
Crowley, Ted	93-94	D-33	21	1	2	3	10	-	-	-	-	-
Acquired from Toronto Maple Leafs in a trade for Mark Greig and a sixth-round 1995 draft pick (Doug Bonner), January 1994. Released, June 1994.												
Culhane, Jim	89-90	D-41	6	0	1	1	4	-	-	-	-	-
Selected in NHL Entry Draft (Western Michigan, CCHA), June 1984. Released, June 1990.												
Cullen, John	90-93	C-15/11	109	39	63	102	217	13	4	8	12	22
Acquired in a March 1991 trade with Zarek Zalapski and Jeff Parker from Pittsburgh Penguins for Ron Francis, Ulf Samuelsson and Grant Jennings. Traded to Toronto Maple Leafs for a second-round draft pick in 1993 (later traded to San Jose, Vlastimil Kroupa), November 1992.												
Cullen, Matt	05-06/07-10	C-8	266	72	109	181	118	43	7	17	24	26
Signed as a free agent, August 2004. Signed by the New York Rangers as a free agent, July 2006. Acquired from the New York Rangers in exchange for defenseman Andrew Hutchinson, center Joe Barnes and Carolina's third-round draft pick in 2008, July 17, 2007. Traded to Ottawa in exchange for defenseman Alexandre Picard and Ottawa's 2010 second-round pick, February 12, 2010.												
Cunniff, John	72-74	LW-17	63	10	10	20	30	18	2	2	4	2
Selected in WHA Player Selection Draft (Rochester, AHL), February 1972. Released, May 1974.												
Cunneyworth, Randy	89-94	LW-7	216	39	36	75	311	12	3	0	3	11
Acquired from Winnipeg Jets for Paul MacDermid, December 1989. Traded with Gary Suter and third-round 1995 draft pick (Kevin McKay) to Chicago Blackhawks for Frantisek Kucera and Jocelyn Lemieux, March 1994.												
Currie, Tony	83-85	RW-26	45	15	24	39	6	-	-	-	-	-
Signed as a free agent after release by Vancouver Canucks, January 1984. Traded to Edmonton Oilers for "future considerations," December 1984.												
Cyr, Paul	90-92	LW-18	87	12	16	28	126	6	1	0	1	10
Signed as a free agent, October 1990. Released, June 1993.												
-D-												
D'Alessio, Corrie	92-93	G-35	1	0	0	0	0	-	-	-	-	-
Acquired from Vancouver Canucks with a 1993 fifth-round draft pick (later traded back to Vancouver in Murray Craven trade) for Kay Whitmore, October 1992. Released, June 1993.												
Dalpe, Zac	10-13	F-22	41	5	5	10	4	-	-	-	-	-
Selected in NHL Entry Draft (Penticton, BCHL), June 21, 2008. Traded to Vancouver along with Jeremy Welsh in exchange for Kellan Tochkin, September 29, 2013.												
Danby, John (Jake)	72-76	C-12/24	150	16	25	41	16	19	1	1	2	0
Selected in WHA Player Selection Draft (Boston University), February 1972. Released, May 1974.												
Daniels, Jeff	95-97/99-03	LW-37/17/11/16	272	8	12	20	45	29	0	3	3	2
Signed as a free agent on July 18, 1995. Claimed by the Nashville Predators in Expansion Draft, June 26, 1998. Signed as a free agent on August 31, 1999. Retired November 2003.												
Daniels, Scott	92-96	LW-48/17/15	66	3	6	9	328	-	-	-	-	-
Selected in NHL Entry Draft (Regina, WHL), June 1989. Signed as a free agent with Philadelphia Flyers, June 1996.												
Day, Joe	91-93	LW-41/15	48	1	10	11	47	-	-	-	-	-
Selected in NHL Entry Draft, June 1987. Signed by New York Islanders as a free agent, August 1993.												
Debol, Dave	79-81	C-15	92	26	26	52	4	3	0	0	0	0
Selected in WHA Amateur Draft (Michigan, WCHA), May 1976. WHA rights traded to Edmonton Oilers to complete previous deal in which Hartford traded "future considerations," Dan Arndt and cash for Dave Keon, Jack Carlson, Steve Carlson, Dave Dryden and John McKenzie, June 1977. Claimed by Hartford in WHA Dispersal Draft (Cincinnati Stingers), June 1979. Released, June 1981.												
DeFauw, Brad	03	LW-39	9	3	0	3	2	-	-	-	-	-
Selected in NHL Entry Draft (North Dakota), June 20, 1997. Released, June 2004.												
DesRochers, Patrick	03	G-30	2	0	0	0	0	-	-	-	-	-
Acquired from the Phoenix Coyotes in exchange for Jean-Marc Pelletier, December 30, 2002. Released, June 2004.												
Diduck, Gerald	95-97	C-44/4	136	2	19	21	128	-	-	-	-	-
Signed as a free agent, August 1, 1995. Traded to Phoenix Coyotes for Chris Murray on March 18, 1997.												
Di Giuseppe, Phil	15-16	LW-34	41	7	10	17	18	-	-	-	-	-
Selected in NHL Entry Draft (Michigan, CCHA), June 23, 2012.												
DiMaio, Rob	00-01	LW-19	74	6	18	24	54	6	0	0	0	4
Acquired from NY Rangers along with Darren Langdon for Sandy McCarthy and a fourth round pick in 2001, August 4, 2000. Signed as a free agent with the Dallas Stars, July 1, 2001.												

ALL-TIME ROSTER

	YEARS	POS.-NO.	REGULAR SEASON					PLAYOFFS				
			GP	G	A	TP	PIM	GP	G	A	TP	PIM
Dineen, Kevin	84-91/95-99	RW-29/11	708	250	294	544	1439	44	17	14	31	109
Selected in third-round (Denver University) of 1982 NHL Entry Draft. Traded to Philadelphia Flyers for Murray Craven and a fourth-round 1992 draft pick (Kevin Smyth), November 1991. Re-acquired from Philadelphia for a seventh-round draft pick in 1997, who was reacquired as part of the Paul Coffey trade (Andrew Merrick), December 28, 1995. Signed by the Ottawa Senators as a free agent on September 2, 1999.												
Dingman, Chris	01-02	LW-19	30	0	1	1	77	—	—	—	—	—
Acquired from Colorado Avalanche in exchange for a fifth round pick in 2001, June 24, 2001. Traded to Tampa Bay Lightning along with Shane Willis in exchange for Kevin Weekes, March 5, 2002.												
Domenichelli, Hnat	96-97	LW-17	13	2	1	3	7	—	—	—	—	—
Traded to Calgary Flames along with Glen Featherstone, a second-round 1997 draft pick (Dimitri Kokorev) and a third-round 1998 draft pick for Steve Chiasson and a third-round draft pick (Francis Lessard) in 1997.												
Dorey, Jim	72-75	D-10	183	18	113	131	272	21	3	22	25	67
WHA rights acquired from Ottawa Nationals, July 1972. Traded to Toronto Toros to complete earlier trade for Wayne Carleton, December 1974.												
Douglas, Jordy	78-82	LW-11	213	62	50	112	127	10	4	0	4	23
Selected in WHA Amateur Draft, June 1978. Selected by Toronto Maple Leafs in NHL Reclaim Draft, but remained with Hartford as a priority selection for the expansion draft, June 1979. Traded to Minnesota North Stars to complete earlier trade in which Mark Johnson and Kent Erik Andersson came to Hartford in exchange for a 1984 fifth-round draft choice and "future considerations" (Jordy Douglas), October 1982.												
Druken, Harold	02-03	C-15	14	0	1	1	2	—	—	—	—	—
Acquired along with Jan. Hlavac from the Vancouver Canucks in exchange for Marek Malik and Darren Langdon, November 1, 2002. Claimed on waivers by Toronto, December 11, 2002. Claimed on waivers from Toronto, January 17, 2003. Traded to the Toronto Maple Leafs for Allan Rourke, May 29, 2003.												
Drury, Ted	93-95	C-17/13	50	4	11	15	31	—	—	—	—	—
Acquired with Gary Suter and Paul Ranheim from Calgary Flames for Zarley Zalapski, James Patrick and Michael Nylander, March 1994. Claimed by Ottawa Senators from Hartford in Waiver Draft, October 1995.												
Dunn, Richie	83-85	D-4	76	6	24	30	32	—	—	—	—	—
Acquired from Calgary Flames with Joel Quenneville for Mickey Volcan, July 1983. Released, June 1985.												
Dupont, Norm	83-84	LW-15	40	7	15	22	12	—	—	—	—	—
Acquired from Winnipeg Jets for a 1984 fourth-round draft pick (Chris Mills), July 1983. Released, June 1984.												
Dvorak, Radek	13-14	RW-18	60	4	5	9	41	—	—	—	—	—
Signed as a free agent, Oct. 2, 2013. Released, July 2014.												
Dwyer, Patrick	08-15	RW-39	416	42	51	93	77	2	0	1	1	0
Signed as a free agent, July 7, 2006. Released, July 2015.												
Dykstra, Steve	89-90	D-4	9	0	0	0	2	—	—	—	—	—
Signed as a free agent, October 1989. Traded to Boston Bruins AHL affiliate, Maine Mariners, for Jeff Sirkka, February 1990.												
-E-												
Earl, Tom	72-77	RW-27	347	40	56	96	116	46	3	11	14	28
Selected in WHA Player Selection Draft (Kansas City Blues, CHL), February 1972. Rights traded to Cincinnati Stingers, June 1974. Re-acquired from Cincinnati, August 1974. Retired, April 1977.												
Eaves, Patrick	08-09	RW-44	85	7	12	19	35	18	1	2	3	13
Acquired from Ottawa along with defenseman Joe Corvo in exchange for defenseman Mike Commodore and left wing Cory Stillman, February 11, 2008. Traded to Boston along with a 2010 fourth-round pick in exchange for defenseman Aaron Ward, July 24, 2009.												
Ellis, Dan	13	G-31	19	0	2	2	0	—	—	—	—	—
Signed as a free agent, Jan. 13, 2013. Released, July 2013.												
Emerson, Nelson	95-98	RW-16	263	67	95	162	198	—	—	—	—	—
Acquired from Winnipeg Jets for Darren Turcotte, October 6, 1995. Traded to Chicago Blackhawks in exchange for Paul Coffey, December 29, 1998.												
Evason, Dean	84-91	C-12	412	87	148	235	597	38	8	15	23	108
Acquired from Washington Capitals with Peter Sidorkiewicz for David A. Jensen, March 1985. Traded to San Jose Sharks for Dan Keczmer, October 1991.												
-F-												
Fast, Brad	04	D-47	1	1	0	1	0	—	—	—	—	—
Selected in NHL Entry Draft (Prince George, BCJHL), June 26, 1999. Released, July 2005.												
Faulk, Justin	11-16	D-27/28	326	49	106	165	138	—	—	—	—	—
Selected in NHL Entry Draft (Minnesota-Duluth, WCHA), June 25, 2010.												
Featherstone, Glen	94-97	D-36	122	5	16	21	257	—	—	—	—	—
Acquired from the New York Rangers with Michael Stewart and a first-round draft choice in the 1995 NHL Entry Draft (Jean-Sebastien Giguere) and a fourth-round pick in the 1996 NHL Entry Draft (Steve Wasylo). Traded along with Hnat Domenichelli, a second-round draft pick, which was New Jersey's acquired in the Jocelyn Lemieux trade, in 1997 (Dimitri Kokorev), and a third-round draft pick (which was Vancouver's pick acquired in the Jeff Brown trade) in 1998 for Steve Chiasson and a third-round draft pick (Francis Lessard) in 1997.												
Fenton, Paul	84-86	LW-11/29	34	7	5	12	10	—	—	—	—	—
Signed as a free agent (Peoria Prancers, IHL), October 1983. Released, July 1986.												
Ferraro, Ray	84-90	C-26	442	157	194	351	435	33	7	11	18	24
Selected in NHL Entry Draft (Brandon, WHL), June 1982. Traded to the New York Islanders along with a 1992 fifth-round draft pick (Ryan Duthie) for Doug Crossman, February 1991.												
Fichaud, Eric	99-00	G-1	9	0	0	0	2	—	—	—	—	—
Acquired from the Nashville Predators for Carolina's 1999 fourth-round pick (Yevgeny Pavlov) and future considerations, June 26, 1999. Claimed off waivers by the Montreal Canadiens, February 11, 2000.												
Fidler, Mike	80-82	LW-31/24/18	40	9	10	19	4	—	—	—	—	—
Acquired from Minnesota North Stars for Gordie Roberts, December 1980. Released, December 1981.												
Fitzpatrick, Mark	00-00	G-30	3	0	0	0	0	—	—	—	—	—
Signed as a free agent, August 7, 1999.												
Fotiu, Nick	74-76/79-81	LW-23	226	19	15	34	424	23	5	2	7	90
Signed as a free agent from the Cape Cod Cubs (NAHL), June 1974. Signed with New York Rangers, June 1976. Selected by Hartford in NHL Expansion Draft, June 1979. Traded to New York Rangers for fifth-round 1981 draft pick (Bill Maguire), January 1981.												
Fountain, Mike	97-98	G-30	3	0	0	0	2	—	—	—	—	—
Signed as a free agent, August 14, 1997. Signed by Ottawa Senators as a free agent, July 31, 1999.												
Francis, Ron	81-91, 98-04	C-4/10/21	1,186	382	793	1,175	686	62	14	25	39	26
Selected in NHL Entry Draft (Sault St. Marie, OHL), June 1981. Traded to Pittsburgh Penguins along with Ulf Samuelsson and Grant Jennings for Zarley Zalapski, John Cullen and Jeff Parker, March 1991. Signed as a free agent, July 13, 1998. Traded to the Toronto Maple Leafs for a fourth-round pick in the 2005 NHL Entry Draft, March 9, 2004.												

	YEARS	POS.-NO.	REGULAR SEASON					PLAYOFFS				
			GP	G	A	TP	PIM	GP	G	A	TP	PIM
French, John	72-75	C/LW-11	226	60	124	184	102	26	8	15	23	4
Signed as a free agent from California Golden Seals organization (Baltimore Clippers), February 1972. Traded to San Diego Mariners for second-round 1976 draft pick, October 1975.												
Fridgen, Dan	81-83	LW-32/15/34	13	2	3	5	2	-	-	-	-	-
Signed as free agent (Colgate, ECAC), April 1982. Released, June 1984.												
Fusco, Mark	83-85	D-33	80	3	12	15	42	-	-	-	-	-
Signed as free agent, March 1985. Retired, October 1985.												
-G-												
Galarneau, Michel	80-83	C-16/15/14	78	7	10	17	34	-	-	-	-	-
Selected as underage junior in NHL Entry Draft (Hull, QMJHL), June 1982. Released, June 1984.												
Gardner, Bill	86-87	C-14	26	1	9	10	4	-	-	-	-	-
Acquired from Chicago Blackhawks for a third-round 1987 draft pick (Mike Dagenais), February 1986. Released, June 1987.												
Garrett, John	78-82	G-35	163	0	4	4	22	9	0	0	0	0
Acquired from Birmingham Bulls for "future considerations" September 1978. Traded to Quebec Nordiques for Michel Plasse and a 1983 fourth-round draft choice (Ron Chyzowski), December 1982.												
Gateman, John Martin	75-76	D-26	12	0	1	1	6	-	-	-	-	-
Signed as free agent (Providence Reds, AHL), September 1975. Released, June 1976.												
Gaume, Dallas	88-89	C-37	4	1	1	2	0	-	-	-	-	-
Signed as a free agent (Denver, WCHA), July 1986. Released, June 1990.												
Gavin, Stewart	85-88	RW-7	211	57	61	118	138	22	8	7	15	27
Acquired from Toronto Maple Leafs for Chris Kotsopoulos, October 1985. Claimed by Minnesota North Stars in 1988 NHL Waiver Draft.												
Gelinas, Martin	97-02	LW-23	348	75	90	165	226	35	3	8	11	18
Acquired from Vancouver Canucks along with Kirk McLean for Sean Burke, Geoff Sanderson, and Enrico Ciccone, January 3, 1998. Signed by Calgary Flames as free agent, July 2, 2002.												
Gerbe, Nathan	13-16	LW-14	206	29	37	66	84	-	-	-	-	-
Signed as a free agent, July 26, 2013. Released, July 2016.												
Gerber, Martin	05-06	G-29	60	0	2	2	4	6	0	0	0	4
Acquired from the Mighty Ducks of Anaheim for Tomas Malec and a 2004 third-round draft pick (Kyle Klubertanz), June 18, 2004. Signed by the Ottawa Senators as a free agent, July 2006.												
Giguere, Jean-Sebastien	96-97	G-47	8	0	0	0	0	-	-	-	-	-
Selected in 1996 NHL Entry Draft (Halifax, QMJHL) in first round (13th overall). Traded to Calgary Flames along with Andrew Cassels for Gary Roberts and Trevor Kidd, August 25, 1997.												
Gilhen, Randy	82-83	RW-34	2	0	1	1	0	-	-	-	-	-
Selected in NHL Entry Draft (Winnipeg, WHL), June 1982. Released, June 1985.												
Gillen, Don	81-82	RW-18	34	1	4	5	22	-	-	-	-	-
Acquired from Philadelphia Flyers with Blake Wesley, Rick MacLeish and first-, second- and third-round 1982 draft picks (Paul Lawless, Mark Paterson, Kevin Dineen) for Ray Allison, Fred Arthur and Hartford's first- and third-round picks in the 1982 draft (Ron Sutter, Miroslav Dvorak), July 1981. Released, July 1984.												
Gillis, Paul	91-93	C-44/23	33	1	3	4	88	5	0	1	1	0
Acquired from Chicago Blackhawks for "future considerations," January 1992. Retired, June 1993 to become assistant coach.												
Giroux, Larry	79-80	D-32	47	2	5	7	44	3	0	0	0	2
Signed as free agent after release by St. Louis Blues, December 1979. Released, September 1980.												
Gleason, Tim	06-13, 14-15	D-6/8/42	546	14	93	107	537	18	1	4	5	32
Acquired from the Los Angeles Kings along with Eric Belanger in exchange for defenseman Oleg Tverdovsky and the rights to defenseman Jack Johnson, September 29, 2006. Traded to the Toronto Maple Leafs in exchange for defenseman John-Michael Liles and the rights to defenseman Dennis Robertson, Jan. 1, 2014. Signed as a free agent, July 3, 2014. Traded to the Washington Capitals in exchange for defenseman Jack Hillen and Arizona's fourth-round pick in the 2015 NHL Draft (93rd overall - Callum Booth), Feb. 28, 2015.												
Glynn, Brian	94-97	D-3/7	98	2	10	12	78	-	-	-	-	-
Selected in 1994-95 NHL Waiver Draft from Vancouver Canucks. Traded with Brendan Shanahan to Detroit Red Wings for Keith Primeau, Paul Coffey and a 1997 first-round draft pick (Nikos Tselios) on October 9, 1996.												
Godnyuk, Alexander	93-97	D-5	115	4	15	19	91	-	-	-	-	-
Acquired from Florida Panthers in trade for Jim McKenzie, December 1993. Traded along with a 1998 sixth-round draft pick to St. Louis Blues for Steve Leach, June 27, 1997.												
Goertzen, Steven	10	RW-23	6	0	0	0	5	-	-	-	-	-
Signed as a free agent, July 8, 2009.												
Gosselin, Mario	92-94	G-31	23	0	1	1	2	-	-	-	-	-
Signed as a free agent, September 1991. Retired, September 1994.												
Gove, David	06-06	C-34	2	0	1	1	0	-	-	-	-	-
Signed as a free agent, August 4, 2005. Traded to Pittsburgh in exchange for Joe Jensen, January 31, 2008.												
Govedaris, Chris	89-93	LW-14	33	2	4	6	10	-	-	-	-	-
Selected in NHL Entry Draft (Toronto, OHL), June 1988. Released, June 1993.												
Gragani, Marc-Andre	13	D-5	1	0	0	0	0	2	0	0	0	0
Signed as a free agent, July 11, 2012. Released, July 2013.												
Grahame, John	06-08	G-47	45	0	4	4	6	-	-	-	-	-
Signed as a free agent, July 1, 2006. Signed as a free agent with Avangard Omsk (Russia), summer 2008.												
Green, Ted	72-75	D-6	210	29	70	99	118	22	1	6	10	29
Rights acquired from Winnipeg Jets, May 1972. Traded to Winnipeg, May 1975, for "future considerations."												
Greig, Mark	90-94	RW-8/17	74	5	17	22	64	-	-	-	-	-
Selected in NHL Entry Draft, June 1990 (Lethbridge, WHL). Traded with a sixth-round 1995 draft pick (Doug Bonner) to Toronto Maple Leafs for Ted Crowley, January 1994.												
Grimson, Stu	97-98	LW-32	157	5	6	11	422	-	-	-	-	-
Acquired off waivers from Detroit Red Wings on October 12, 1996. Traded to Mighty Ducks of Anaheim along with Kevin Haller in exchange for David Karpa and a fourth-round pick in 2000, August 11, 1998.												

ALL-TIME ROSTER

	YEARS	POS.-NO.	REGULAR SEASON					PLAYOFFS						
			GP	G	A	TP	PIM	GP	G	A	TP	PIM		
-H-														
Hainsey, Ron	13-16	D-65	244	11	33	44	98	-	-	-	-	-	-	-
	Signed as a free agent, Sept. 12, 2013.													
Halko, Steve	97-01, 02-03	D-14/28	155	0	15	15	71	4	0	0	0	0	2	
	Selected in 10th round of 1992 NHL Entry Draft. Traded to St. Louis Blues along with a fourth-round pick in the 2002 NHL Entry Draft in exchange for Sean Hill, December 5, 2001. Signed as a free agent, August 5, 2002. Retired, July 2003.													
Hall, Adam	13	RW-18	6	0	0	0	0	-	-	-	-	-	-	-
	Claimed on waivers from Tampa Bay, March 16, 2013. Traded to Tampa Bay along with a 2013 seventh-round pick (186th overall - Joel Vermin) in exchange for defenseman Marc-Andre Bergeron.													
Haller, Kevin	96-98	D-14/5	100	5	11	16	142	-	-	-	-	-	-	-
	Acquired along with a 1997 first-round draft pick (pick traded to San Jose for the 28th overall pick [Brad Defauw] and San Jose's third choice in 1998) and 1997 seventh-round draft pick (a reacquired Hartford pick [Andrew Merrick]) from Philadelphia Flyers for Paul Coffey on December 15, 1996. Traded to Mighty Ducks of Anaheim along with Stu Grimson in exchange for David Karpa and a fourth-round pick in 2000, August 11, 1998.													
Hamilton, Jeff	07-08	C-51	58	9	15	24	10	-	-	-	-	-	-	-
	Signed as a free agent (Chicago), July 1, 2007. Released (buyout), June 25, 2008.													
Hangsleben, Alan	74-80	D/LW-17/10	371	39	89	128	506	47	4	12	16	97		
	Selected in the WHA Amateur Draft (North Dakota, WCHA), May 1974. Traded to Washington Capitals for Tom Rowe, January 1980.													
Hanifin, Noah	15-16	D-5	79	4	18	22	22	-	-	-	-	-	-	-
	Selected in the NHL Draft (Boston College, H-East), June 26, 2015.													
Hanson, Dave	76-77	D-24	1	0	0	0	9	1	0	0	0	0	0	0
	Signed as free agent (Johnstown, NAHL), March 1977. Released, June 1977.													
Harkins, Todd	93-94	RW-15	28	1	0	1	49	-	-	-	-	-	-	-
	Acquired from Calgary Flames for Scott Morrow, January 1994. Released, June 1994.													
Harris, Hugh	73-74	LW-16	75	24	28	52	78	7	0	4	4	4	11	
	Signed after leaving the Buffalo Sabres, July 1973. Sold to Phoenix Roadrunners, August 1974.													
Harrison, Jay	09-14	D-44	317	21	47	68	319	-	-	-	-	-	-	-
	Signed as a free agent, July 9, 2009. Traded to Winnipeg in exchange for Ottawa's 2015 sixth-round pick (169th overall - David Cotton), Dec. 18, 2014.													
Hatcher, Kevin	00-01	D-4	57	4	14	18	38	6	0	0	0	0	6	
	Signed as a free agent, July 31, 2000. Retired, summer 2001.													
Hedican, Bret	02-08	D-6	369	19	82	101	313	48	3	13	16	62		
	Acquired from the Florida Panthers along with Kevyn Adams and Tomas Malec in exchange for Sandis Ozolinsh and Byron Ritchie, January 16, 2002. Contract expired July 1, 2008. Signed as a free agent with Anaheim, October 23, 2008.													
Heerema, Jeff	03	RW-42	10	3	0	3	2	-	-	-	-	-	-	-
	Selected in the NHL Entry Draft (Sarnia), June 27, 1998. Claimed off of waivers by the New York Rangers, September 30, 2003.													
Helminen, Dwight	08-09	C-63	23	1	1	2	0	1	0	0	0	0	0	0
	Signed as a free agent, July 3, 2008. Released, July 2009.													
Henderson, Archie	82-83	RW-29	15	2	1	3	64	-	-	-	-	-	-	-
	Signed as a free agent after release by Washington Capitals, September 1982. Released, March 1983.													
Hess, Bob	83-84	D-40	3	0	0	0	0	-	-	-	-	-	-	-
	Signed as a free agent (Swiss Elite League), December 1984. Released, July 1984.													
Hill, Brian	79-80	RW-27	19	1	1	2	4	-	-	-	-	-	-	-
	Selected in NHL Expansion Draft from Atlanta Flames, June 1979. Released, June 1980.													
Hill, Sean	97-00/01-04	D-22	369	38	119	157	441	23	4	4	8	20		
	Acquired from Ottawa Senators for Chris Murray, November 18, 1997. Signed by the St. Louis Blues as a free agent, July 2, 2000. Acquired from St. Louis in exchange for Steve Halko and a fourth round pick in the 2002 Entry Draft, December 5, 2001. Signed by Florida Panthers as a free agent, July 2004.													
Hillen, Jack	15	D-38	3	0	0	0	0	-	-	-	-	-	-	-
	Acquired from the Washington Capitals along with Arizona's fourth-round pick in the 2015 draft (93rd overall - Callum Booth) in exchange for Tim Gleason, Feb. 28, 2015. Released, July 2015.													
Hlavac, Jan	02-03	LW-20	52	9	15	24	22	-	-	-	-	-	-	-
	Acquired along with Harold Druken from Vancouver Canucks in exchange for Marek Malik and Darren Langdon, November 1, 2002. Signed with NY Rangers as a free agent, August 2003.													
Hodgson, Rick	79-80	D-32/33	6	0	0	0	6	1	0	0	0	0	0	0
	Selected in NHL Expansion Draft from Atlanta Flames, June 1979. Released, June 1980.													
Hoffman, Mike	82-83/84-86	LW-40/22/20	9	1	3	4	2	-	-	-	-	-	-	-
	Selected in NHL Entry Draft (Branford, OHL), June 1981. Released, June 1987.													
Hoganson, Paul	75-76	G-29	4	0	0	0	0	-	-	-	-	-	-	-
	Signed as a free agent from disbanded Baltimore Blades, August 1975. Released, December 1975.													
Holden, Josh	01-01	C-21	8	0	0	0	2	-	-	-	-	-	-	-
	Selected in the waiver draft from the Vancouver Canucks, September 28, 2001. Claimed off waivers by Vancouver, October 25, 2001.													
Holik, Bobby	90-92	LW-24	154	42	46	88	157	13	0	1	1	13		
	Selected in NHL Entry Draft, June 1989 (Dukla Jihlava, Czech.). Traded with a second-round 1993 draft pick (Jay Pandolfo) to New Jersey Devils for Sean Burke and Eric Weinrich, August 1992.													
Holland, Ken	80-81	G-30	1	0	0	0	0	-	-	-	-	-	-	-
	Signed as a free agent (Binghamton, AHL), September 1979. Released, June 1983.													
Hospodar, Ed	82-84	D/RW-23	131	1	18	19	362	-	-	-	-	-	-	-
	Acquired from New York Rangers for Kent Erik Anderson, October 1982. Released, July 1984.													
Houda, Doug	90-94	D-27	142	6	14	20	356	12	0	2	2	21		
	Acquired in a trade from Detroit Red Wings for Doug Crossman, February 1991. Traded to Los Angeles Kings for Marc Potvin, November 1993.													
Howatt, Garry	81-82	LW-15/8	80	18	32	50	242	-	-	-	-	-	-	-
	Acquired from New York Islanders for a 1983 fifth-round pick (Bob Caulfield), October 1981. Traded to New Jersey Devils with Rick Meagher for Merlin Malinowski and the NHL rights to Scott Fusco, October 1982.													
Howe, Gordie	77-80	C/RW-9	214	68	112	180	178	27	9	7	16	21		
	Signed as a free agent (Houston Aeros), June 1977. Retired, June 1980.													
Howe, Mark	77-82	LW/D-5	360	123	273	396	158	23	13	11	24	26		
	Signed as a free agent (Houston Aeros), June 1977. Selected by Boston Bruins in NHL Reclaim Draft but retained by Hartford as a priority selection for expansion draft. Traded to Philadelphia Flyers for Ken Linseman, Greg Adams and a first-round 1983 draft choice (David A. Jensen), August 1982.													
Howe, Marty	77-82/83-85	D/LW-18/27	260	20	43	63	167	26	2	3	5	21		
	Signed as a free agent (Houston Aeros), June 1977. Conditionally traded to Boston Bruins for "future considerations," September 1982. Returned to Hartford from Boston to complete earlier transaction. Retired, September 1985.													

ALL-TIME ROSTER

	YEARS	POS.-NO.	REGULAR SEASON					PLAYOFFS				
			GP	G	A	TP	PIM	GP	G	A	TP	PIM
Hughes, Pat	86-87	RW-24	2	0	0	0	2	3	0	0	0	0
Acquired from St. Louis Blues for a 10th-round draft choice (Andy Cesarski), March 1987. Released, July 1987.												
Hull, Bobby	79-80	LW-16	9	5	5	7	0	3	0	0	0	0
Acquired from Winnipeg Jets for "future considerations," February 1980. Retired after reaching contract impasse with Hartford, September 1980.												
Hull, Jody	88-89	RW-8	92	23	28	51	31	6	0	1	1	4
Selected in the NHL Entry Draft (Peterborough, OHL), June 1987. Traded to New York Rangers for Carey Wilson, July 1990.												
Hunter, Mark	90-92	R-26	74	14	13	27	199	10	5	1	6	23
Acquired in March 1991 trade from Calgary for Carey Wilson. Traded with "future considerations" (Yvon Corriveau) to Washington for Nick Kypreos, June 1992.												
Hurley, Paul	72-76	D-5	251	9	66	75	135	21	0	8	8	18
Chosen in WHA Player Selection Draft (Boston), February 1972. Traded to Edmonton with "future considerations" for Kerry Ketter and Steve Carlyle, February 1976.												
Hutchinson, Andrew	05-07	D-28/24	77	6	19	25	48	-	-	-	-	-
Acquired from Nashville for Phoenix's third-round selection (78th overall - Teemu Laaksa) in 2005, June 29, 2005. Traded to the New York Rangers along with center Joe Barnes and a third-round draft pick in 2008 for Matt Cullen, July 17, 2007.												
Hyndman, Mike	72-73	RW-21	59	4	14	18	21	-	-	-	-	-
Chosen in WHA Player Selection Draft (California), February 1972. Traded to Los Angeles Sharks for Mike Byers, February 1973.												
Hynes, Dave	76-77	LW-11	22	5	4	9	4	-	-	-	-	-
Signed as a free agent after release by Boston Bruins, August 1976. Released, June 1977.												
-I-												
Inkpen, Dave	78-79	D-26	41	0	7	7	15	5	0	1	1	4
Purchased from Indianapolis Racers, December 1978. Released, July 1980.												
Irbe, Arturs	98-04	G-1	309	0	4	4	46	30	0	0	0	4
Signed as a free agent, September 10, 1998. Traded to the Columbus Blue Jackets for future considerations, June 2004.												
-J-												
Jablonski, Pat	97-98	G-35/39	5	0	0	0	-	-	-	-	-	-
Signed as free agent, August 11, 1997.												
Janssens, Mark	92-97	C-22	341	20	43	63	712	-	-	-	-	-
Acquired from Minnesota North Stars for James Black, September 1992. Traded to Mighty Ducks of Anaheim for Bates Battaglia and a fourth-round draft pick in 1998 (Josef Vasicek).												
Jarvis, Doug	85-88	C-27	139	17	29	46	40	16	0	3	3	8
Acquired from Washington Capitals for Jorgen Pettersson, December 1985. Named assistant coach/player for Binghamton (AHL), December 1987. Contract bought out, May 1988.												
Jennings, Grant	88-91	D-25	163	7	20	27	412	11	1	0	1	34
Acquired from Washington Capitals with Ed Kastelic for Neil Sheehy and Mike Millar, July 1988. Traded to Pittsburgh Penguins along with Ron Francis and Ulf Samuelsson for John Cullen, Zarley Zalapski and Jeff Parker, March 1991.												
Jensen, David A.	84-85	LW-7	13	0	4	4	6	-	-	-	-	-
Selected in NHL Entry Draft (Lawrence Academy, Mass. H.S.), June 1983. Traded to Washington for Dean Evason and Peter Sidorkiewicz, March 1985.												
Jensen, Joe	08	C-34	6	1	0	1	2	-	-	-	-	-
Acquired from Pittsburgh in exchange for forward David Gove, January 31, 2008. Released, July 2009.												
Johnson, Mark	82-85	C/LW-12	201	85	118	203	76	-	-	-	-	-
Acquired from the Minnesota North Stars with Kent Erik Andersson for a 1984 fifth-round draft choice (Jim Poner) and "future considerations" (Jordy Douglas), in October 1984. Traded to St. Louis Blues with Greg Millen for Mike Liut and "future considerations" (Jorgen Pettersson), in February 1985.												
Johnston, Bernie	79-81	C/LW-24	57	12	24	36	16	3	0	1	1	0
Selected in NHL Expansion Draft (Philadelphia), June 1979. Released, September 1981.												
Jokinen, Jussi	09-13	C/LW-36	288	68	117	185	144	18	7	4	11	2
Acquired from Tampa Bay in exchange for Wade Brookbank, Josef Melichar and a 2009 fourth-round pick, February 7, 2009. Traded to Pittsburgh in exchange for a conditional 2013 sixth- or seventh-round draft pick (conditions not met), April 3, 2013.												
Jordan, Michal	13-16	D-47	79	3	4	7	18	-	-	-	-	-
Selected in the NHL Entry Draft (Plymouth, OHL), June 21, 2008. Released, July 2016.												
Jordan, Ric	72-74	D-20/23	34	0	3	3	14	7	0	0	0	0
Chosen in WHA Player Selection Draft (Boston University), May 1972. Traded to Quebec Nordiques for Guy Dufour, May 1974.												
Joslin, Derek	11-12	D-27/33	61	3	6	9	37	-	-	-	-	-
Acquired from the San Jose Sharks in exchange for future considerations, February 18, 2011. Released, July 2012.												
-K-												
Kaberle, Frantisek	05-09	D-5	214	9	73	82	104	32	4	10	14	10
Signed as a free agent by Carolina, July 15, 2004. Bought out of remaining year of his contract, July 28, 2009.												
Kaberle, Tomas	11	D-51	29	0	9	9	2	-	-	-	-	-
Signed as a free agent by Carolina, July 5, 2011. Traded to Montreal Canadiens for Jaroslav Spacek, December 9, 2011.												
Kapanen, Sami	95-03	LW-24	520	145	203	348	105	34	4	12	16	6
Selected in fourth-round of 1995 NHL Entry Draft (87th overall). Traded along with Ryan Bast to the Philadelphia Flyers in exchange for Pavel Brendl and Bruno St. Jacques, February 7, 2003.												
Karlander, Al	73-75	C/LW-14	125	27	55	82	48	12	1	6	7	2
Signed as a free agent (Detroit), June 1973. Selected by Indianapolis Racers in WHA Expansion Draft, June 1975.												
Karpa, Dave	98-01	D-33	140	5	12	17	266	8	0	0	0	19
Acquired from Mighty Ducks of Anaheim along with Anaheim's fourth-round pick in the 2000 NHL Entry Draft for Stu Grimson and Kevin Haller, August 11, 1998. Signed as a free agent with the New York Rangers, July 1, 2001.												
Kastelic, Ed	88-92	RW/LW-22	147	9	18	18	505	2	0	0	0	0
Acquired from Washington Capitals with Grant Jennings for Neil Sheehy and Mike Millar, July 1988. Signed by Los Angeles Kings as a free agent, August 1992.												
Keczmer, Dan	91-94	D-4/37	36	4	5	9	40	-	-	-	-	-
Acquired from San Jose Sharks for Dean Evason, October 1991. Traded to Calgary Flames for Jeff Reese, November 1993.												
Keeler, Mike	73-74	D-20	1	0	0	0	0	1	0	0	0	0
Signed as a free agent (Jacksonville Barons, EHL), October 1973. Released, October 1974.												
Kemp, Kevin	80-81	D-24	3	0	0	0	4	-	-	-	-	-
Selected from Toronto Maple Leafs in the NHL Expansion Draft, June 1979. Released, June 1981.												
Keon, Dave	76-82	C-14	384	91	203	294	74	32	11	22	33	6
Acquired from Edmonton Oilers with Steve Carlson, Jack Carlson, Dave Dryden and John McKenzie for Danny Arndt, cash and "future considerations" (the rights to Dave Debol), February 1977. Retired, July 1982.												

ALL-TIME ROSTER

	YEARS	POS.-NO.	REGULAR SEASON					PLAYOFFS				
			GP	G	A	TP	PIM	GP	G	A	TP	PIM
Kerr, Tim	92-93	RW-12	22	0	6	6	7	-	-	-	-	-
Acquired from New York Rangers for a seventh-round draft pick (Sergei Kondrashkin) in 1993 draft, July 1992. Retired as a player and named assistant coach for Springfield Indians, January 1993.												
Khudobin, Anton	13-15	G-31	70	0	0	0	0	-	-	-	-	-
Signed as a free agent, July 5, 2013. Traded to Anaheim in exchange for defenseman James Wisniewski, June 27, 2015.												
Kidd, Trevor	97-99	G-37	72	0	0	0	2	-	-	-	-	-
Acquired from Calgary Flames along with Gary Roberts for Andrew Cassels and Jean-Sebastien Giguere on August 25, 1997. Selected by Atlanta Thrashers in 1999 NHL Expansion Draft, June 25, 1999.												
King, Derek	96-97	LW-27	12	3	3	6	2	-	-	-	-	-
Acquired for a fifth-round 1997 draft pick (Adam Eclinger) from the NY Islanders on March 18, 1997. Signed as a free agent with Toronto in August 1997.												
Kleinendorst, Scot	84-88	D-35/18	186	9	30	39	347	17	2	5	7	38
Acquired from New York Rangers for Blaine Stoughton, February 1984. Traded to Washington Capitals for Jim Thomson, March 1989.												
Koehler, Greg	00-01	C-36	1	0	0	0	0	-	-	-	-	-
Signed as a free agent, March 31, 1998. Traded to the Philadelphia Flyers, February 2002.												
Komisarek, Mike	13-14	D-5	32	0	4	4	14	-	-	-	-	-
Signed as a free agent, July 5, 2013. Released, July 2014.												
Konroyd, Steve	91-93	D-5	92	5	21	26	95	7	0	1	1	2
Acquired from Chicago Blackhawks for Rob Brown, January 1992. Traded to Detroit Red Wings for a 1993 sixth-round draft pick (pick traded back to Detroit in June 1993 for Brad McGrimmon), March 1993.												
Kotsopoulos, Chris	81-85	D-24	241	29	60	89	443	-	-	-	-	-
Acquired from New York Rangers with Gerry McDonald and Doug Sulliman for Mike Rogers, and a 10th-round 1982 draft pick (Simo Saarinen), October 1981. Traded to Toronto Maple Leafs for Stewart Gavin, September 1985.												
Kostopoulos, Tom	09-10	RW-29	99	9	16	25	136	-	-	-	-	-
Signed as a free agent, July 14, 2009. Traded to the Calgary Flames along with Anton Babchuk in exchange for Brett Sutter and Ian White, November 17, 2010.												
Kovalenko, Andrei	98-00	RW-51	94	21	30	51	38	4	0	2	2	2
Acquired from Philadelphia Flyers in exchange for Adam Burt, March 6, 1999. Signed by the Boston Bruins as a free agent, July 25, 2000.												
Kron, Robert	92-00	RW/C-38/18	509	108	139	247	68	5	2	0	2	0
Acquired from Vancouver Canucks for a third-round 1993 draft pick (Marek Malik) and "future considerations" (Jim Sandlak) for Murray Craven and a fifth-round 1993 draft pick (Scott Walker), March 1993. Selected by Columbus Blue Jackets in 2000 expansion draft, June 23, 2000.												
Krygier, Todd	89-91	LW-17	130	31	29	60	147	13	2	3	5	2
Selected in NHL Supplemental Draft (Connecticut, ECAC II), June 1988. Traded to Washington Capitals for "future considerations" (fourth-round 1993 draft pick - pick later traded to Calgary, who selected Jason Smith) October 1991.												
Kucera, Frantisek	93-95	D-4	84	6	26	33	54	-	-	-	-	-
Acquired with Jocelyn Lemieux from Chicago Blackhawks for Gary Suter, Randy Cunneyworth and a third-round 1995 draft pick (Kevin McKay), March 1994. Traded with Jim Dowd to Vancouver Canucks for Jeff Brown and Vancouver's third-round draft pick in 1998, December 20, 1995.												
Kurka, Tomas	03-04	LW-37	17	3	2	5	2	-	-	-	-	-
Selected in the NHL Entry Draft (Plymouth, OHL), June 24, 2000. Released, June 2004.												
Kuznik, Greg	00-01	D-53	1	0	0	0	0	-	-	-	-	-
Selected in the NHL Entry Draft (Seattle, WHL), June 22, 1996.												
Kypreos, Nick	92-94	LW-20	85	17	10	27	362	-	-	-	-	-
Acquired from Washington Capitals for Mark Hunter and Yvon Corriveau, August 1992. Traded with Steve Larmer, Barry Richter and a 1994 sixth-round draft pick (Yuri Litvinov) to New York Rangers for James Patrick and Darren Turcotte, November 1993.												
-L-												
Lack, Eddie	15-16	G-31	34	0	2	2	0	-	-	-	-	-
Acquired from the Vancouver Canucks on June 27, 2015, in exchange for Carolina's 2015 third-round pick (Vancouver selected Guillaume Brisebois) and Carolina's 2016 seventh-round pick (Vancouver selected Brett McKenzie).												
LaCouture, Dan	08	LW-20	11	2	0	2	10	-	-	-	-	-
Signed as a free agent, October 6, 2008. Signed with Astana of the KHL and subsequently suspended by the Hurricanes, December 29, 2009.												
Lacroix, Andre	78-80	C-4	107	35	70	105	36	10	4	4	8	0
Rights acquired from Winnipeg Jets for "future considerations," August 1978. Retired, December 1979.												
Lacroix, Pierre	82-83	D-5	56	6	25	31	18	-	-	-	-	-
Acquired from Quebec Nordiques for Blake Wesley, December 1982. Retired due to injuries sustained in automobile accident, August 1983.												
Ladd, Andrew	05-08	LW-16	137	26	24	50	81	17	2	3	5	4
Selected in the NHL Entry Draft (Calgary, WHL), June 26, 2004. Traded to Chicago in exchange for forward Tuomo Ruutu, February 26, 2008.												
Ladouceur, Randy	86-93	D-29	377	10	38	48	622	32	3	8	11	43
Acquired from Detroit Red Wings for Dave Barr, January 1987. Selected by Mighty Ducks of Anaheim in 1993 Expansion Draft, June 1993.												
Laforge, Mark	89-90	LW-42	9	0	0	0	43	-	-	-	-	-
Selected in NHL Entry Draft (Kingston, OHL), June 1986. Traded to Edmonton Oilers for Cam Brauer, March 1990.												
Landon, Bruce	72-77	G-30	122	0	2	2	36	8	0	1	1	0
Chosen in WHA Player Selection Draft (Los Angeles Kings), February 1972. Released, October 1974. Re-signed, February 1974. Retired, February 1978.												
Langdon, Darren	00-02	LW-20	121	2	3	5	216	4	0	0	0	12
Acquired from the NY Rangers along with Rob DiMaio for Sandy McCarthy and a fourth round pick in 2001, August 4, 2000. Traded along with Marek Malik to Vancouver Canucks in exchange for Jan. Hlavac and Harold Druken, November 1, 2002.												
LaRose, Chad	05-13	RW-59	508	85	95	180	286	39	4	8	12	26
Signed as a free agent by Carolina, August 6, 2003. Released, July 2013.												
Larouche, Pierre	81-83	C-25/28	83	43	47	90	20	-	-	-	-	-
Acquired from Montreal Canadiens for a swap of the teams' first-round 1984 draft choices and a 1984 second-round draft pick in December 1981. Released, September 1983. In the first-round swap, Montreal picked Petr Svoboda (5th), and Hartford selected Sylvain Cote (11th). Montreal traded a second-round draft pick to St. Louis (Brian Benning) along with Risk Wansley, their second pick (Tony Hrkac), and their third choice (Robert Dirk) in exchange for St. Louis' first-round draft pick (Shayne Corsen) and second-round draft pick (Stephane Richer) in June, 1984. Hartford traded Montreal's third-round draft pick (Bruce Racine) in 1983 to Pittsburgh while Montreal picked 47th overall (Rocky Dundas).												
Lawless, Paul	82-84/85-88	LW-11/28	215	49	70	119	54	1	0	0	0	0
Selected in NHL Entry Draft (Windsor, OHL), June 1982. Traded to Philadelphia Flyers for Lindsay Carson, January 1988.												
Lawton, Brian	88-89	C/LW-7	48	12	17	29	32	3	1	0	1	0
Acquired from New York Rangers with Don Maloney and Norm Maciver for Carey Wilson and a fifth-round draft pick in 1990 (Lubos Rob), December 1988. Put on waivers and claimed by Quebec, December 1989.												
Leach, Jamie	92-93	RW-34	19	3	2	5	4	-	-	-	-	-
Acquired on waivers from Pittsburgh Penguins, November 1992. Released, June 1993.												

ALL-TIME ROSTER

	YEARS	POS.-NO.	REGULAR SEASON					PLAYOFFS				
			GP	G	A	TP	PIM	GP	G	A	TP	PIM
Leach, Steve	97-98	RW-27	45	4	5	9	42	-	-	-	-	-
Acquired from St. Louis for Alexander Godnyuk and a 1998 sixth-round draft pick (Brad Voth), June 1997. Signed as a free agent by Ottawa, October 4, 1998.												
Legace, Manny	09-10	G-34	28	0	1	1	0	-	-	-	-	-
Signed as a free agent, November 9, 2009.												
Leighton, Michael	08-09	G-49	29	0	0	0	4	-	-	-	-	-
Acquired from Montreal in exchange for Carolina's 2007 seventh-round draft pick, June 23, 2007. Claimed by Philadelphia on re-entry waivers, December 15, 2009. Signed, September 7, 2016.												
Lemieux, Jocelyn	93-95	LW-23/26	86	13	8	21	82	-	-	-	-	-
Acquired with Frantisek Kucera from Chicago Blackhawks for Randy Cunneyworth, Gary Suter, and a third-round 1995 draft pick (Kevin McKay), March 1994. Traded to New Jersey Devils for Jim Dowd and New Jersey's second-round pick in 1998, December 20, 1995.												
Lenarduzzi, Mike	92-94	G-30	4	0	0	0	0	-	-	-	-	-
Selected in NHL Entry Draft (Sault Ste. Marie, OHL), June 1990.												
Leschyshyn, Curtis	96-00	D-7	255	8	32	40	139	6	0	0	0	6
Acquired from Washington Capitals for Andrei Nikolishin on November 9, 1996. Selected by Minnesota Wild in 2000 expansion draft, June 23, 2000.												
Letowski, Trevor	06-08	RW-19	136	11	15	26	48	-	-	-	-	-
Signed as a free agent, July 6, 2006. Signed as a free agent with Barys Astana (Russia), summer 2008.												
Levasseur, Louis	77-78	G-30	27	0	0	0	2	12	0	1	1	2
Acquired from Edmonton for Dave Dryden, Brett Callighen and two 1977 draft choices, June 1977. Traded to Quebec for Warren Miller, September 1978.												
Ley, Rick	72-81	D-2	559	39	228	267	828	73	7	33	40	142
Chosen in the WHA Player Selection Draft (Toronto Maple Leafs), February 1972. Selected by Toronto Maple Leafs in NHL Reclaim Draft, June 1979. Selected from Toronto Maple Leafs in NHL Expansion Draft, June 1979. Retired, September 1981.												
Liles, John-Michael	14-16	D-26	156	10	36	46	38	-	-	-	-	-
Acquired from the Toronto Maple Leafs along with the rights to defenseman Dennis Robertson in exchange for defenseman Tim Gleason, Jan. 1, 2014. Traded to the Boston Bruins on Feb. 29, 2016, in exchange for forward Anthony Camara, Boston's 2016 third-round pick (Jack Lafontaine) and Boston's 2017 fifth-round pick.												
Lindholm, Elias	13-16	C/RW-16	221	37	62	99	42	-	-	-	-	-
Selected in the NHL Entry Draft (Brynäs, SHL), June 30, 2013.												
Liut, Mike	85-90	G-1	217	0	5	5	10	17	0	0	0	2
Selected in WHA Amateur Draft (Bowling Green, CCHA), May 1976. WHA rights traded to Cincinnati Stingers with second-round 1979 draft choice for Greg Carroll and Bryan Maxwell, May 1977. Acquired from St. Louis Blues with "future considerations" (Jorgen Pettersson) for Mark Johnson and Greg Millen, February 1985. Traded to Washington Capitals for Yvon Corriveau, March 1990.												
Loktionov, Andrei	14	C-8	20	3	7	10	2	-	-	-	-	-
Acquired along with a conditional draft pick from the New Jersey Devils in exchange for forward Tuomo Ruutu, March 5, 2014. Released, July 2014.												
Lowe, Keegan	15	D-45	2	0	0	0	10	-	-	-	-	-
Selected in the 2011 NHL Draft (Edmonton, WHL), June 25, 2011.												
Luksa, Chuck	79-80	D-29	8	0	1	1	4	-	-	-	-	-
Signed as a free agent (Cincinnati Stingers), August 1979. Released, October 1981.												
Lumley, Dave	84-85	LW-22	48	8	20	28	98	-	-	-	-	-
Selected from Edmonton Oilers in NHL Waiver Draft, October 1984. Placed on waivers and claimed by Edmonton Oilers, February 1985.												
Lupien, Gilles	80-82	D-23	21	2	5	7	41	-	-	-	-	-
Acquired from Pittsburgh Penguins for a sixth-round 1981 draft pick (Paul Edwards), February 1981. Released, July 1983.												
Lyle, George	76-79/81-83	LW-16	232	92	93	185	207	26	6	6	12	42
Signed as a free agent (Michigan Tech), July 1976. Selected by Detroit Red Wings in NHL Reclaim Draft, June 1979. Claimed on waivers from Detroit, November 1981. Released, July 1982.												
Lysak, Brett	04	C-56	2	0	0	0	2	-	-	-	-	-
Selected in the NHL Entry Draft (Regina, WHL), June 1999. Released, June 2004.												
-M-												
MacDermid, Paul	81-89	RW-23/15/29/36	373	69	83	152	744	26	5	8	13	84
Selected in NHL Entry Draft (Windsor, OHL), June 1981. Traded to Winnipeg Jets for Randy Cunneyworth, December 1989.												
MacDonald, Craig	98-99, 01-03	C-31/12	58	2	4	6	20	5	0	0	0	2
Selected in NHL Entry Draft (Harvard, ECAC), June 1996. Signed with Florida as a free agent, August 2003.												
MacGregor, Gary	76-77	C-12	30	8	8	16	4	-	-	-	-	-
Acquired from Indianapolis Racers for Rosaire Paiement, November 1976. Traded to Calgary Cowboys for "future considerations," January 1977.												
MacGregor, Randy	81-82	LW-38	2	1	1	2	2	-	-	-	-	-
Signed as a free agent (Binghamton, AHL), February 1981. Released, June 1983.												
MacIver, Norm	88-89	D-33	37	1	22	23	24	1	0	0	0	2
Acquired from New York Rangers with Don Maloney and Brian Lawton for Carey Wilson and a fifth-round draft pick in 1990 (Lubos Rob), December 1988. Traded to Edmonton Oilers for Jim Ennis, October 1989.												
MacLeish, Rick	81-82	C-7	34	6	16	22	16	-	-	-	-	-
Acquired from Philadelphia Flyers with Don Gillen, Blake Wesley, first, second- and third-round 1982 draft picks (Paul Lawless, Mark Paterson, Kevin Dineen) for Ray Allison, Fred Arthur, and the Whalers' first and third picks in 1982 (Ron Sutter, Miroslav Dvorak), July 1981. Traded to Pittsburgh Penguins for Russ Anderson and an eighth-round 1983 draft pick (Chris DuPerron), December 1981.												
Malec, Tomas	03	D-71	43	0	2	2	45	-	-	-	-	-
Acquired along with Bret Hedican and Kevyn Adams from the Florida Panthers in exchange for Sandis Ozolinsh and Byron Ritchie, January 16, 2002. Traded to Mighty Ducks of Anaheim along with a second-round draft pick in 2004 (Kyle Klubertanz) for Martin Gerber.												
Malhotra, Manny	13-14	C-22	69	7	6	13	18	-	-	-	-	-
Signed as a free agent, Oct. 31, 2013. Released, July 2014.												
Malik, Marek	95-97, 98-02	D-23/5	317	17	60	77	291	30	0	3	3	28
Selected in the third-round (Vitkovice, Czech.) of the 1993 NHL Entry Draft. Traded along with Darren Langdon to Vancouver in exchange for Jan. Hlavac and Harold Druken, November 1, 2002.												
Malinowski, Merlin	82-83	C/LW-20	75	5	23	28	16	-	-	-	-	-
Acquired from New Jersey Devils with NHL rights to Scott Fusco for Rick Meagher and Garry Howatt, October 1982. Released, October 1983.												
Malone, Brad	14-16	C-24	122	9	12	21	149	-	-	-	-	-
Signed as a free agent, July 1, 2014. Released, July 2016.												
Malone, Greg	83-86	C-14	176	45	83	128	147	-	-	-	-	-
Acquired from Pittsburgh Penguins for third-round 1985 draft pick (Bruce Racine), October 1983. Traded to Quebec Nordiques for Wayne Babych, October 1985.												
Maloney, Don	88-89	LW-14	21	3	11	14	23	4	0	0	0	8
Acquired from New York Rangers with Brian Lawton and Norm MacIver for Carey Wilson and a 1990 fifth-round draft pick (Lubos Rob), December 1988. Released, July 1989.												

ALL-TIME ROSTER

	YEARS	POS.-NO.	REGULAR SEASON					PLAYOFFS				
			GP	G	A	TP	PIM	GP	G	A	TP	PIM
Manderville, Kent	96-00	C-44	258	16	24	40	99	6	0	0	0	2
Signed as a free agent on October 1, 1996. Traded to the Philadelphia Flyers in exchange for Sandy McCarthy, March 14, 2000.												
Marchment, Bryan	93-94	D-5/27	42	3	7	10	124	—	—	—	—	—
Acquired with Steve Larmer from Chicago Blackhawks for Patrick Poulin and Eric Weinrich, November 1993. Awarded as compensation to Edmonton Oilers when Whalers signed Steven Rice, August 1994.												
Markov, Danny	03-04	D-55	44	4	10	14	37	—	—	—	—	—
Acquired from Phoenix Coyotes along with a third-round pick in the 2005 draft for David Tanabe and Igor Knyazev, June 2003. Traded to Philadelphia Flyers for Justin Williams, January 2004.												
Marshall, Paul	82-83	LW-34	13	1	2	3	0	—	—	—	—	—
Acquired from Toronto Maple Leafs for a 10th-round 1983 draft pick (Greg Rolston), October 1982. Released, July 1983.												
Martin, Tom	87-90	LW-24	26	2	4	6	51	0	0	0	0	0
Signed as a free agent (Winnipeg Jets), July 1987. Claimed by Minnesota North Stars in the 1988 NHL Waiver Draft, October 1988. Claimed on waivers by Hartford, December 1988. Released, June 1990.												
Martins, Steve	95-98	C-32	28	1	4	5	8	—	—	—	—	—
Selected in 1994 Supplemental Draft (Harvard), June 1994. Signed as a free agent by Ottawa, July 20, 1998.												
Matsumoto, Jon	10-12	C-18	13	2	0	2	4	—	—	—	—	—
Acquired from the Philadelphia Flyers in exchange for Washington's 2010 seventh-round draft pick, June 26, 2010. Traded to the Florida Panthers along with Mattias Lindstrom in exchange for Evgenii Dadonov and A.J. Jenks, January 18, 2012.												
Maxwell, Bryan	77-78	D-24	17	2	1	3	11	—	—	—	—	—
Acquired from Cincinnati Stingers with Greg Carroll for the WHA rights to Mike Liut and two 1979 draft picks, May 1977. Released and signed with Minnesota North Stars, February 1978.												
Mayer, Jim	77-78	RW-27	51	11	9	20	21	—	—	—	—	—
Signed as a free agent (Calgary Cowboys), July 1977. Placed on waivers and claimed by Edmonton Oilers, May 1978.												
McBain, Jamie	10-13	D-4/28	206	19	56	75	48	—	—	—	—	—
Selected in the NHL Entry Draft (US Nat'l Development Team Program), June 24, 2006. Traded to Buffalo along with a 2013 second-round draft pick (35th overall - J.T. Compher) in exchange for defenseman Andrej Sekera.												
McBain, Jason	95-97	D-25	9	0	0	0	0	—	—	—	—	—
Selected in the fourth-round in the 1992 NHL Entry Draft.												
McCarthy, Sandy	00-00	LW-20	13	0	0	0	9	—	—	—	—	—
Acquired from the Philadelphia Flyers in exchange of Kent Manderville, March 14, 2000. Traded to the New York Rangers along with a fourth-round pick in 2001 in exchange for Darren Langdon and Rob DiMaio, August 4, 2000.												
McClanahan, Rob	81-82	C-15/28	17	0	3	3	11	—	—	—	—	—
Claimed from Buffalo Sabres in NHL Waiver Draft, September 1981. Traded to New York Rangers for a 10th-round 1983 draft pick (Reine Karlsson), January 1982.												
McClement, Jay	14-16	C-18	159	10	22	32	41	—	—	—	—	—
Signed as a free agent, July 1, 2014.												
McCrimmon, Brad	93-96	D-10	156	4	12	16	176	—	—	—	—	—
Acquired from Detroit Red Wings for a 1993 sixth-round draft pick (pick had been previously acquired from Detroit in the Steve Konroyd trade), June 1993. Signed free agent contract with Phoenix Coyotes, June 1996.												
McDonald, Gerry	81-84	D-31/33	8	0	0	0	4	—	—	—	—	—
Acquired from New York Rangers with Doug Sulliman and Chris Kotsopoulos for Mike Rogers and a 10th-round 1982 draft pick (Simo Saarinen), October 1981. Released, July 1984.												
McDougal, Mike	81-83	RW-23/32	58	8	10	18	43	—	—	—	—	—
Claimed from New York Rangers in NHL Waiver Draft, October 1981. Released, July 1984.												
McEwen, Mike	85-87	D-25	58	11	10	21	38	9	1	5	6	6
Acquired from New York Rangers for Bob Crawford, March 1986. Left team to join Sierre HC of Swiss League, July 1987. Re-signed, March 1988. Returned to Swiss League, June 1988.												
McGill, Bob	93-94	D-25	30	0	3	3	41	—	—	—	—	—
Acquired on waivers from New York Islanders, November 1993.												
McGinn, Brock	15-16	LW-23	21	3	1	4	10	—	—	—	—	—
Selected in the NHL Entry Draft (Guelph, OHL), June 23, 2012.												
McIlhargey, Jack	80-82	D-33/29	98	2	11	13	202	—	—	—	—	—
Acquired with Norm Barnes from Philadelphia Flyers for a second-round 1982 draft pick (pick later transferred to Toronto, Peter Ihnacek), December 1980. Retired, August 1982.												
McKay, Ross	90-91	G-49	1	0	0	0	0	—	—	—	—	—
Signed as a free agent, June 1988. Released, October 1991.												
McKenzie, Jim	89-94	LW-33/31	203	13	12	25	468	6	0	0	0	8
Selected in NHL Entry Draft (Victoria, WHL), June 1989. Traded to Florida Panthers for Alexander Godnyuk, December 1993.												
McKenzie, John	77-79	RW-19	189	57	76	133	201	29	11	14	25	34
Acquired from Edmonton Oilers with Dave Keon, Dave Dryden, Jack Carlson and Steve Carlson for Danny Arndt, cash and "future considerations" (the rights to Dave Debol), January 1977. Retired, June 1979.												
McLean, Kirk	98-98	G-1	8	0	1	1	0	—	—	—	—	—
Acquired from Vancouver Canucks along with Martin Gelinas, for Sean Burke, Enrico Ciccone, and Geoff Sanderson, January 3, 1998. Traded to the Florida Panthers for Ray Sheppard, March 24, 1998.												
McManama, Bob	75-76	C-11	37	3	10	13	28	12	4	3	7	4
Signed as a free agent after release by Pittsburgh Penguins, December 1975. Traded to Florida Breakers (later became Minnesota Fighting Saints) with Fred O'Donnell for Wayne Connelly, June 1976.												
Meagher, Rick	80-83	C-20	96	31	29	60	70	—	—	—	—	—
Traded to Hartford by Montreal Canadiens with Montreal's third (Paul MacDermid) and fifth- (Dan Bourbonnais) round choices in 1981 for Hartford's third (Dieter Hegen) and fifth (Steve Rooney) round choices in 1981, June 5, 1980. Traded to New Jersey Devils with Garry Howatt for Merlin Malinowski and Scott Fusco, October 1982.												
Melichar, Josef	08	D-22	15	0	4	4	8	—	—	—	—	—
Signed as a free agent, July 2008. Traded to Tampa Bay along with Wade Brookbank and a 2009 fourth-round draft pick in exchange for Jussi Jokinen, February 7, 2009.												
Merkosky, Glenn	81-82	C-15	7	0	0	0	2	—	—	—	—	—
Signed as a free agent (Calgary, WHL), August 1980. Released, July 1982.												
Methe, Gerry	74-75	D-18	5	0	1	1	4	2	0	0	0	0
Signed as a free agent after release by Pittsburgh Penguins, June 1974. Released, October 1974.												
Millar, Mike	86-88	RW-8	38	9	9	18	6	—	—	—	—	—
Selected in NHL Entry Draft (Hamilton, OHL), June 1983. Traded to Washington Capitals with Neil Sheehy for Ed Kastelic and Grant Jennings, July 1988.												

ALL-TIME ROSTER

	YEARS	POS.-NO.	REGULAR SEASON					PLAYOFFS				
			GP	G	A	TP	PIM	GP	G	A	TP	PIM
Millen, Greg	81-85	G-30	219	0	10	10	24	-	-	-	-	-
Signed as a free agent from Pittsburgh Penguins, June 1981. Pat Boutette and Kevin McClelland later sent to Pittsburgh as compensation. Traded to St. Louis Blues with Mark Johnson for Mike Liut and "future considerations" (Jorgen Pettersson), February 1985.												
Miller, Warren	78-79/80-83	RW-27	284	59	67	126	164	10	0	8	8	28
Acquired from Quebec Nordiques for Louis Levasseur, September 1978. Selected by New York Rangers in NHL Reclaim Draft, June 1979. Re-acquired from New York Rangers for \$100 under terms of 1979 NHL Expansion Draft. (WHA player reclaimed by NHL club could be re-acquired by former WHA team if placed on waivers by NHL club). Released, July 1983.												
Mormina, Joey	08	D-29	1	0	0	0	0	-	-	-	-	-
Signed as a free agent, July 2, 2007. Signed as a free agent with Pittsburgh, July 8, 2008.												
Murray, Chris	96-97	RW-17	15	1	2	3	32	-	-	-	-	-
Acquired from Phoenix Coyotes for Gerald Diduck on March 18, 1997. Traded to the Ottawa Senators for Sean Hill, November 18, 1997.												
Moss, Tyler	00-01	G-31	12	0	0	0	0	0	0	0	0	0
Signed as a free agent, August 9, 2000. Signed with Vancouver Canucks as a free agent, July 5, 2002.												
Murphy, Mike	11-12	G-70	2	0	0	0	0	-	-	-	-	-
Selected in NHL Entry Draft (Belleville, OHL), June 21, 2008. Released, July 2012. Signed as a free agent, July 11, 2013. Released, July 2014.												
Murphy, Ryan	13-16	D-7	124	6	29	35	30	-	-	-	-	-
Selected in NHL Entry Draft (Kitchener, OHL), June 24, 2011.												
Murray, Marty	03-04	C-15	66	5	7	12	8	-	-	-	-	-
Acquired from Philadelphia Flyers for a sixth-round pick in the 2004 Draft (Frederik Cabana), June 2003. Did not re-sign, July 2005.												
Murzyn, Dana	85-88	D-4	185	13	49	62	265	10	2	1	3	39
Selected in NHL Entry Draft (Calgary, WHL), June 1985. Traded to Calgary Flames with Shane Churla for Neil Sheely, Carey Wilson and rights to Lane MacDonald, January 1988.												
Muzzatti, Jason	95-97	G-29	53	0	1	1	51	-	-	-	-	-
Claimed by Hartford from the Calgary Flames in the Waiver Draft, October 6, 1995. Traded to the NY Rangers for a fourth-round draft pick in the 1998 Draft (Tommy Westlund) on August 8, 1997.												
-N-												
Nachbaur, Don	80-82	LW-26/31	154	21	38	59	256	-	-	-	-	-
Selected in NHL Entry Draft (Billings, WHL), August 1979. Traded to Edmonton Oilers with Ken Linseman for Risto Siltanen and Brent Loney, August 1982.												
Nash, Riley	11-16	C-20	242	31	50	81	69	-	-	-	-	-
Acquired from Edmonton Oilers in exchange for a second-round pick in the 2010 Draft (Martin Marincin), June 26, 2010. Released, July 2016.												
Nestrasil, Andrej	14-16	C/W-15	96	16	25	41	12	-	-	-	-	-
Claimed on waivers from Detroit, Nov. 20, 2014												
Neufeld, Ray	79-86	RW-10/17	331	95	131	226	400	2	1	0	1	0
Selected in NHL Entry Draft (Edmonton, WHL), August 1979. Traded to Winnipeg Jets for David Babych, November 1985.												
Newberry, John	85-86	C-33	3	0	0	0	0	-	-	-	-	-
Signed as a free agent (Montreal Canadiens), September 1985. Released, July 1986.												
Nieckar, Barry	92-93	LW-12	2	0	0	0	2	-	-	-	-	-
Signed as a free agent (Raleigh, ECHL), September 1992. Signed by Calgary Flames as free agent, June, 1995.												
Nikolishin, Andrei	94-97	C-11/13	112	24	52	76	46	-	-	-	-	-
Acquired in the second-round (Moscow Dynamo, Russia) of the 1992 NHL Entry Draft. Traded to Washington Capitals for Curtis Leschyshyn, November 9, 1996.												
Nodl, Andreas	11-13	RW-14	56	3	5	8	8	-	-	-	-	-
Claimed on waivers from the Philadelphia Flyers, November 29, 2011. Released, July 2013.												
Nolan, Brandon	07-08	C/LW-36	6	0	1	1	0	-	-	-	-	-
Signed as a free agent, July 2, 2007. Contract expired July 1, 2008.												
Nordgren, Niklas	05-06	LW-44	43	4	2	6	30	-	-	-	-	-
Selected in the NHL Entry Draft (MoDo Jr. - Sweden), June 21, 1997. Traded to Pittsburgh along with Krystofer Kolanos and a second-round draft pick in 2007 for Mark Recchi, March 9, 2006.												
Nordstrom, Joakim	15-16	LW-42	71	10	14	24	12	-	-	-	-	-
Acquired on September 11, 2015, from the Chicago Blackhawks along with forward Kris Versteeg and Chicago's 2017 third-round draft pick (later traded back to Chicago) in exchange for defensemen Dennis Robertson and Jack Massie, as well as Carolina's 2017 fifth-round draft pick.												
Norwood, Lee	91-92	D-23	6	0	0	0	16	-	-	-	-	-
Acquired from New Jersey Devils for "future considerations," October 1991. Traded to St. Louis Blues for "future considerations," November 1991.												
Nylander, Michael	92-94	C-36/92	117	22	55	77	60	-	-	-	-	-
Selected in NHL Entry Draft (Aik Solna, Sweden), June 1991. Traded with Zarley Zalapski and James Patrick to Calgary Flames for Gary Suter, Paul Ranheim and Ted Drury, March 1994.												
-O-												
O'Donnell, Fred	74-76	RW-16	155	32	26	58	165	20	2	5	7	35
Signed as a free agent from Vancouver Canucks, February 1974. Traded to Florida Breakers (later renamed the Minnesota Fighting Saints) with Bob McManama for Wayne Connelly, June 1976.												
O'Neill, Jeff	95-04	C-92/19	673	198	218	416	552	34	9	8	17	37
Selected in NHL Entry Draft (Guelph Storm, OHL), June 1994. Traded to Toronto in exchange for a conditional pick in the 2006 NHL Entry Draft, July 2005.												
O'Sullivan, Patrick	10	C-19	10	1	0	1	2	-	-	-	-	-
Signed as a free agent, September 17, 2010. Claimed on waivers by the Minnesota Wild, November 23, 2010.												
Osala, Oskar	10	LW-32	1	0	0	0	0	-	-	-	-	-
Acquired from Washington along with Brian Pothier and Washington's 2011 second-round pick in exchange for Joe Corvo, March 3, 2010.												
Ouimet, Ted	74-75	G-30	1	0	0	0	0	-	-	-	-	-
Purchased from Cleveland Crusaders, December 1975. Re-sold to Cleveland, January 1976.												
Ozolinsh, Sandis	00-02	D-8	118	16	51	67	105	6	0	1	1	5
Acquired from Colorado Avalanche along with a second round pick in 2000 (Tomas Kurka) in exchange for Nolan Pratt, the Hurricanes' first round pick (Vaclav Nedorost) and two second round picks (Jared Anlin, Argis Saviels) in 2000 on June 24, 2000. Traded to Florida Panthers along with Byron Ritchie in exchange for Bret Hedican, Kevyn Adams and Tomas Malec, January 16, 2002.												
-P-												
Paiement, Rosaire	75-77	C-12	93	33	45	78	101	17	4	11	15	41
Acquired from Denver Spurs for a first-round 1976 draft choice, June 1975. Traded to Indianapolis Racers for Gary MacGregor, November 1976.												
Palushaj, Aaron	14	RW-37	2	0	0	0	0	-	-	-	-	-
Signed as a free agent, July 11, 2013. Released, July 2014.												

ALL-TIME ROSTER

	YEARS	POS.-NO.	REGULAR SEASON					PLAYOFFS				
			GP	G	A	TP	PIM	GP	G	A	TP	PIM
Parker, Jeff	90-91	RW-25	4	0	0	0	4					
Acquired from Pittsburgh Penguins with Zarley Zalapski and John Cullen in exchange for Ron Francis, Ulf Samuelsson and Grant Jennings, March 1991. Released, November 1992.												
Paterson, Mark	82-86	D-6	29	3	3	6	33					
Selected in NHL Entry Draft (Ottawa, OHL), June 1982. Traded to Calgary Flames for Yves Courteau, October 1985.												
Patrick, James	93-94	D-4	47	8	20	28	32					
Acquired with Darren Turcotte from New York Rangers for Steve Larmer, Nick Kypreos, Barry Richter and a 1994 sixth-round draft pick (Yuri Litvinov) November 1993. Traded with Zarley Zalapski and Michael Nylander to Calgary Flames for Gary Suter, Paul Ranheim and Ted Drury, March 1994.												
Pavese, Jim	88-89	LW/D-31/4	5	0	0	0	5	1	0	0	0	0
Acquired from Detroit Red Wings for Torrie Robertson, March 1989.												
Pedersen, Allen	92-94	D-41	66	1	4	5	69					
Acquired from Minnesota North Stars for a 1993 sixth round draft pick (Rick Mrozik), June 1992.												
Pederson, Barry	91-92	C-25	5	2	2	4	0					
Signed as a free agent, September 1991. Released, November 1991.												
Pellerin, Scott	01	LW-38	19	0	5	5	6	6	0	0	0	4
Acquired from Minnesota Wild for a third round pick in 2001 Entry Draft, rights to Askhat Rakhmatullin and future considerations. Signed by Boston Bruins as a free agent, July 26, 2001.												
Peloff, Andre	78-79	C-20	10	2	0	2	2	2	0	0	0	0
Signed as a free agent from Springfield Indians (AHL), August 1977. Released, July 1978.												
Pesce, Brett	15-16	D-54	69	4	12	16	16					
Selected in the NHL Entry Draft (New Hampshire, H-East), June 30, 2013.												
Peters, Justin	10-14	G-60/35	68	0	2	2	8					
Selected in the NHL Entry Draft (Toronto-St. Michaels OHL), June 26, 2004. Released, July 2014.												
Peterson, Brent	87-88	C-17	52	2	7	9	40					
Selected from Vancouver Canucks in NHL Waiver Draft, October 1987. Retired, July 1989.												
Petrovicky, Robert	92-95	C-39	77	9	11	20	84					
Selected in NHL Entry Draft (Dukla Trencin, Czech.), June 1992. Traded to Dallas for Dan Kesa on November 29, 1995.												
Petrzalek, Jakub	09	RW-56	2	0	1	1	0					
Acquired from the New York Rangers in exchange for Brad Isbister, November 21, 2006. Released, July 2009.												
Pettersson, Jorgen	85-86	LW-22	23	5	5	10	2					
Acquired from St. Louis Blues to complete an earlier deal in which Hartford traded Mark Johnson and Greg Millen to St. Louis for Mike Liut and "future considerations," April 1985. Traded to Washington Capitals for Doug Jarvis, December 1985.												
Picard, Alexandre	10	D-45	9	0	0	0	6					
Acquired from Ottawa along with Ottawa's 2010 second-round pick in exchange for Matt Cullen, February 12, 2010. Signed with Montreal as a free agent, July 2010.												
Picard, Michel	90-92	LW-47	25	4	5	9	8					
Selected in NHL Entry Draft (Trois-Riviere, QMJHL), June 1989. Traded to San Jose Sharks for "future considerations" (Yvon Corriveau), October 1992.												
Pierce, Randy	83-85	RW-38	34	9	5	14	17					
Signed as a free agent (New Jersey), December 1982. Released, July 1985.												
Pietrangelo, Frank	91-94	G-40	54	0	0	0	6	7	0	0	0	0
Acquired from Pittsburgh Penguins for third- and seventh-round 1994 draft picks (Sven Butenschon, Serge Anbin), March 1992. Signed by New York Islanders as a free agent, August 1994.												
Pitkanen, Joni	08-13	D-25	266	24	116	140	218	18	0	8	8	16
Acquired from the Edmonton Oilers in exchange for Erik Cole, July 1, 2008. Released, July 2014.												
Pleau, Larry	72-79	C/W-4/24/29	468	157	215	372	180	66	29	22	51	37
Selected in WHA Player Selection Draft, February 1972 (Montreal). Traded to Indianapolis Racers, June 1978, but vetoed trade. Retired, September 1978. Came out of retirement, January 1979. Retired, September 1979.												
Plumb, Ron	77-80	D-6	131	8	29	37	65	23	2	8	10	16
Acquired from Cincinnati Stingers for Greg Carroll, February 1978. Released, July 1981.												
Ponikarovsky, Alexei	11-12	LW-23	49	7	8	15	26					
Signed as a free agent, July 2011. Traded to New Jersey in exchange for Joe Sova and a fourth-round pick (Jaccob Slavin) in the 2012 draft, January 2012.												
Pothier, Brian	10	D-5	20	1	3	4	11					
Acquired from Washington along with Oskar Osala and Washington's 2011 second-round pick in exchange for Joe Corvo, March 3, 2010. Signed as a free agent with Geneve-Servette HC (Switzerland), July 2010.												
Poulin, Patrick	91-94	LW-37/24	93	22	32	54	50	7	2	1	3	0
Selected in NHL Entry Draft (St. Hyac, QMJHL), June 1991. Traded with Eric Weinrich to Chicago for Steve Larmer and Bryan Marchment, November 1993.												
Pratt, Nolan	96-00	D-41/4	157	4	19	23	235	3	0	0	0	2
Selected in 1993 NHL Entry Draft (Portland, WHL) in fifth round (115th overall). Traded to Colorado Avalanche along with Carolina's first-round pick (Vaclav Nedorost) and two second-round picks (Jared Aulin, Argis Saviels) in 2000 in exchange for Sandis Ozolinsh and a second-round pick in 2000 (Tomas Kurka), June 24, 2000.												
Primeau, Keith	96-99	C-55	234	82	94	176	346	6	0	3	3	6
Acquired along with Paul Coffey and a 1997 first-round draft pick (Nikos Tselios) from Detroit Red Wings for Brendan Shanahan and Brian Glynn on October 9, 1996. Traded to Philadelphia Flyers along with a fifth-round pick for Rod Brind'Amour, Jean-Marc Pelletier and a second-round pick in 2000, January 23, 2000.												
Pronger, Chris	93-95	D-44	124	10	34	44	167					
Selected in NHL Entry Draft (Peterborough, OHL), June 1993. Hartford acquired San Jose's pick (2nd overall) in the 1993 draft in exchange for Hartford's first, second, and third picks in the 1993 draft and future considerations (Sergei Makarov). Also, Hartford sent a 1994 second-round pick to the Florida Panthers (Jason Podollan). Traded to St. Louis Blues for Brendan Shanahan, July 1995.												
Propp, Brian	93-94	LW-15/26	65	12	17	29	44					
Signed as a free agent, October 1993. Released, June 1994.												
-Q-												
Quenneville, Joel	83-90	D-3	457	25	70	95	408	26	0	7	7	18
Acquired from Calgary Flames with Richie Dunn for Mickey Volcan, July 1983. Traded to Washington Capitals for cash, October 1990.												
-R-												
Raeder, Cap	75-77	G-35	29	0	0	0	2	15	0	1	1	0
Selected in WHA Amateur Draft (University of New Hampshire), June 1975. Released, August 1978.												
Rask, Victor	14-16	C-49	160	32	49	81	40					
Selected in NHL Draft (Leksand, Sweden), June 25, 2011.												
Ranheim, Paul	93-00	LW-14/28	432	49	80	129	117	6	0	0	0	2
Acquired with Gary Suter and Ted Drury from Calgary Flames for Zarley Zalapski, James Patrick and Michael Nylander, March 1994. Traded to Philadelphia Flyers in exchange for an eighth-round pick in 2002 entry draft, May 31, 2000.												

ALL-TIME ROSTER

	YEARS	POS.-NO.	REGULAR SEASON					PLAYOFFS				
			GP	G	A	TP	PIM	GP	G	A	TP	PIM
Reaugh, Daryl	90-92	G-31	20	0	0	0	4	-	-	-	-	-
Signed as a free agent, September 1989. Released, June 1992.												
Recchi, Mark	06-06	RW-18	20	4	3	7	12	25	7	9	16	18
Acquired from Pittsburgh for Krystofer Kolanos, Niklas Nordgren and a second-round draft pick in 2007, March 9, 2006.												
Reeds, Mark	87-89	RW-14/38	45	0	8	8	37	0	0	0	0	0
Acquired from St. Louis for a third-round 1989 draft pick, September 1987. (Later upgraded to a 1989 second-round pick in Charles Bourgeois deal [Rick Corriveau].)												
Reese, Jeff	93-95	G-35/30	37	0	1	1	0	-	-	-	-	-
Acquired from Calgary for Dan Keczer, November 1993. Traded to Tampa Bay for a ninth-round draft pick in 1996 (Askhat Rakhmatullin), December 1, 1995.												
Renaud, Mark	79-83	D-32/20/28/25	142	5	47	52	80	-	-	-	-	-
Selected in NHL Entry Draft (Niagara Falls, OHL), August 1979. Selected by Buffalo Sabres in NHL Waiver Draft, October 1983.												
Rice, Steven	94-98	R-12	224	44	40	84	205	-	-	-	-	-
Signed as a free agent, August 1994. Bryan Marchment awarded as compensation to Edmonton Oilers.												
Richards, Todd	90-92	D-46	8	0	4	4	6	11	0	3	3	6
Acquired from Montreal Canadiens in October 1990. Released, June 1993.												
Richmond, Danny	05-06	D-51	10	0	1	1	7	-	-	-	-	-
Selected in NHL Entry Draft (Michigan, CCHA), June 21, 2003. Traded to Chicago along with a fourth-round pick in 2006 for Anton Babchuk and a fourth-round pick in 2007.												
Rissanen, Rasmus	15	D-62	6	0	0	0	4	-	-	-	-	-
Selected in NHL Entry Draft (Kalpa Jr., Finland Jr.), June 27, 2009. Released, July 2016.												
Ritchie, Byron	98-02	C-15	33	0	2	2	19	-	-	-	-	-
Selected in NHL Entry Draft (Leithbridge, WHL), June 1995. Traded to Florida Panthers along with Sandis Ozolinsh for Bret Hedican, Kevyn Adams and Tomas Malec, January 16, 2002.												
Roberts, Doug	75-77	D-14	140	7	31	38	84	19	1	1	2	8
Signed as a free agent (Detroit, NHL), September 1975. Released, July 1977.												
Roberts, Gary	97-00	LW-10	207	57	87	144	343	6	1	1	2	8
Acquired from Calgary along with Trevor Kidd for Andrew Cassels and Jean-Sebastien Giguere, August 25, 1997. Signed by Toronto as a free agent, July 4, 2000.												
Roberts, Gordie	75-81	D-7	418	52	183	235	672	49	5	21	26	83
Signed as an underage junior from Victoria (WCHL), September 1975. Traded to Minnesota North Stars for Mike Fidler, December 1980.												
Robertson, Torrie	83-88	LW-32	299	34	75	109	1284	16	1	1	2	73
Acquired from Washington Capitals for Greg Adams, October 1983. Traded to Detroit Red Wings for Jim Pavese, March 1989.												
Rodney, Bryan	08-11	D-28/33/29	33	1	12	13	12	-	-	-	-	-
Signed as a free agent, May 12, 2008. Released, July 2011.												
Rogers, Mike	75-81	C-17	434	182	285	467	139	49	13	24	37	14
Acquired from Edmonton Oilers with "future considerations" for Wayne Carleton, January 1976. Traded to New York Rangers for Gerry McDonald, Doug Sulliman and Chris Kotsopoulos, October 1981.												
Rourke, Allan	03-04	D-38	25	1	2	3	22	-	-	-	-	-
Acquired from the Toronto Maple Leafs for Harold Druken and Jeff Daw, May 2003.												
Rowe, Tom	80-82	RW-12/29	115	23	32	55	256	3	2	0	2	0
Acquired from Washington Capitals for Alan Hangsleben, January 1980. Released, December 1981.												
Roy, Pierre	78-79	D-3	1	0	0	0	2	-	-	-	-	-
Signed for one game, April 1979. Released, April 1979.												
Rucinski, Mike	98-00	D-46/18	26	0	2	2	10	-	-	-	-	-
Selected in NHL Entry Draft, July 8, 1995. Traded to New Jersey Devils for Ted Drury, March 4, 2002.												
Ruutu, Tuomo	08-14	C/LW-15	378	90	126	216	291	16	1	3	4	8
Acquired from the Chicago Blackhawks in exchange for left wing Andrew Ladd, February 26, 2008. Traded to the New Jersey Devils in exchange for forward Andrei Loktionov, March 5, 2014.												
Ryan, Derek	16	C-33	6	2	0	2	2	-	-	-	-	-
Signed as a free agent, June 15, 2015.												
Ryan, Michael	08-09	C-36/20	18	0	2	2	2	-	-	-	-	-
Signed as a free agent, October 31, 2008. Released, June 2010.												
-S-												
Samson, Jerome	10-12	RW-71/67	46	2	7	9	18	-	-	-	-	-
Signed as a free agent, July 2, 2007. Released, July 2013.												
Samsonov, Sergei	08-11	LW-14	249	54	81	135	82	17	5	3	8	6
Claimed on waivers from the Chicago Blackhawks, January 8, 2008. Traded to the Florida Panthers in exchange for Bryan Allen, February 28, 2011.												
Samuelsson, Ulf	84-91	D-5	463	31	144	175	1108	31	2	5	7	109
Selected in NHL Entry Draft (Leksands, Sweden), June 1982. Traded to Pittsburgh Penguins with Ron Francis and Grant Jennings for John Cullen, Zarley Zalapski and Jeff Parker, March 1991.												
Sanderson, Geoff	90-98	LW/C-13/8	479	196	173	369	195	10	1	0	1	2
Selected in NHL Entry Draft, June 1990. Traded to Vancouver along with Sean Burke and Enrico Ciccone for Kirk McLean and Martin Gelin, January 3, 1998.												
Sandlak, Jim	93-95	R-14/52	40	6	2	8	32	-	-	-	-	-
Acquired from Vancouver Canucks as "future consideration" in March 1993 trade that saw the Whalers send Murray Craven and a 1993 fifth-round draft pick (Scott Walker) for Robert Kron, a 1993 third-round draft pick (Marek Malik) and "future considerations," May 1993. Contract expired, June 1995.												
Sanguinetti, Bobby	11-13	D-24	40	2	4	6	4	-	-	-	-	-
Acquired from the New York Rangers in exchange for a sixth-round pick in the 2010 NHL Entry Draft and a second-round pick in the 2012 NHL Entry Draft, June 26, 2010. Released, July 2013.												
Sarrizin, Dick	72-73	RW-16	35	4	7	11	0	-	-	-	-	-
Selected in WHA Player Selection Draft (Philadelphia Flyers), February 1973. Traded to Chicago Cougars for cash and an undisclosed draft choice, October 1973.												
Savard, Jean	79-80	C-6	1	0	0	0	0	-	-	-	-	-
Selected in NHL Expansion Draft (Chicago, NHL), June 1979. Released, July 1981.												
Schurman, Maynard	79-80	LW/C-24	7	0	0	0	0	-	-	-	-	-
Claimed from Philadelphia Flyers in NHL Expansion Draft, June 1979. Released, July 1980.												
Seidenberg, Dennis	07-09	D-4	137	6	45	51	57	16	1	5	6	16
Acquired from the Phoenix Coyotes in exchange for center Kevyn Adams, January 8, 2007. Released, July 2009.												
Sekera, Andrej	13-15	D-4	131	13	50	63	28	-	-	-	-	-
Acquired from the Buffalo Sabres in exchange for defenseman Jamie McBain and Carolina's 2013 second-round pick (35th overall - J.T. Compher). Traded to Los Angeles on Feb. 25, 2015, in exchange for defenseman Roland McKeown and the Kings' first-round pick in 2015 or 2016 (conditions for 2015 not met - Los Angeles' first-round pick in 2016 belongs to Carolina).												

ALL-TIME ROSTER

	YEARS	POS.-NO.	REGULAR SEASON					PLAYOFFS				
			GP	G	A	TP	PIM	GP	G	A	TP	PIM
Selby, Brit	73-74	LW-18	65	13	29	42	48	13	3	4	7	13
Acquired from Philadelphia Blazers for Bob Brown, November 1972. Traded to Toronto Toros for Bob Charlebois, June 1973.												
Selwood, Brad	72-79	D-3	431	42	143	185	556	63	6	12	18	81
Selected in WHA Player Selection Draft (Toronto, WHA), February 1972. Chosen by Montreal Canadiens in NHL Reclaim Draft, June 1979.												
Semenko, Dave	86-87	LW-72	57	4	8	12	87	4	0	0	0	15
Acquired from Edmonton Oilers for a third-round 1988 draft pick (Trevor Sim), December 1986. Traded to Toronto Maple Leafs for Bill Root, September 1987.												
Semin, Alexander	13-15	LW-28	166	41	64	105	120	-	-	-	-	-
Signed as a free agent, July 26, 2012. Released (buyout), July 2015.												
Shanahan, Brendan	95-96	LW-94	76	45	34	79	125	-	-	-	-	-
Acquired from St. Louis Blues for Chris Pronger, July 27, 1995. Traded to Detroit Red Wings along with Brian Glynn for Keith Primeau, Paul Coffey and a first-round draft pick in 1997 (Nikos Tselios).												
Shank, Daniel	91-92	RW-36	13	2	0	2	18	5	0	0	0	22
Acquired from Detroit Red Wings for Chris Tancill, December 1991. Signed by Tampa Bay Lightning as a free agent, August 1992.												
Shaw, Brad	85-92	D-33/25/32	210	11	84	95	107	19	4	8	12	6
Acquired from Detroit Red Wings for an eighth-round 1984 draft pick (Lars Karlsson), May 1984. Signed to play in Italy, June 1988. Returned to Hartford, March 1989. Traded to New Jersey Devils for "future considerations," June 1992.												
Sheehy, Neil	87-88	D-0	26	1	4	5	116	1	0	0	0	7
Acquired from Calgary Flames with Carey Wilson and rights to Lane MacDonald for Shane Churla and Dana Murzyn, January 1988. Traded to Washington Capitals with Mike Millar for Grant Jennings and Ed Kastelic, July 1988.												
Sheehy, Tim	72-75/77-78/79-80	C/RW-15/10	244	92	92	184	70	35	14	19	33	26
Chosen in WHA Player Selection Draft (U.S. Olympic Team), February 1972. Traded to Edmonton Oilers for Ron Climie, February 1975. Acquired from Detroit Red Wings for "future considerations," February 1979. Released, July 1980.												
Sheppard, Ray	98-99	RW-26	84	29	35	64	18	6	5	1	6	2
Acquired from the Florida Panthers for Kirk McLean, March 24, 1998. Signed as a free agent by the Florida Panthers, November 15, 1999.												
Sherven, Gord	86-87	C/RW-36/22	8	0	0	0	0	-	-	-	-	-
Claimed from Edmonton Oilers in NHL Waiver Draft, October 1986. Joined Canadian Olympic Team, August 1987. Re-joined Hartford Whalers, February 1988. Signed to play in Switzerland, June 1988.												
Shmyr, Paul	81-82	D-3	66	1	11	12	134	-	-	-	-	-
Signed as a free agent after release by Minnesota North Stars, October 1981. Released, July 1982.												
Shugg, Justin	14	RW-52	3	0	0	0	2	-	-	-	-	-
Selected in the NHL Entry Draft (Windsor, OHL), June 26, 2010.												
Sidorkiewicz, Peter	87-92	G-30	178	0	9	9	12	15	0	1	1	2
Acquired from Washington Capitals with Dean Evason for David A. Jensen, March 1985. Selected by Ottawa Senators in NHL Expansion Draft, June 1992.												
Siltanen, Risto	82-86	D-8	277	40	118	158	122	-	-	-	-	-
Acquired with Brent Loney from Edmonton Oilers for Ken Linseman and Don Nachbaur, August 1982. Traded to Quebec Nordiques for John Anderson, March 1986.												
Sims, Al	79-81	D-3	156	26	67	93	98	3	0	0	0	2
Selected from Boston Bruins in NHL Expansion Draft, June 1979. Claimed by Los Angeles Kings in NHL Waiver Draft, October 1981.												
Skinner, Jeff	10-16	C/RW-53	418	143	124	267	206	-	-	-	-	-
Selected in NHL Entry Draft (Kitchener, OHL), June 25, 2010.												
Slavin, Jaccob	15-16	D-74	63	2	18	20	8	-	-	-	-	-
Selected in the NHL Entry Draft (Chicago, USHL), June 23, 2012.												
Smedsmo, Dale	76-77	LW-24	15	2	0	2	54	-	-	-	-	-
Purchased from Cincinnati Stingers, November 1976. Traded to Cincinnati for "future considerations," February 1977.												
Smith, Al	72-75/77-80	G-1	290	0	11	11	139	37	0	1	1	14
Selected in WHA Player Selection Draft (Detroit), February 1972. Released, January 1976. Signed as a free agent, August 1977. Sold to Colorado Rockies, September 1980.												
Smith, Guy	72-74	RW-19	39	4	8	12	31	11	2	0	2	4
Selected in WHA Player Selection Draft (New Hampshire, ECAC), February 1972. Released, October 1973.												
Smith, Stuart	79-83	D-33/3	77	2	10	12	95	-	-	-	-	-
Selected in NHL Entry Draft (Peterborough, OHL), August 1979. Released, July 1985.												
Smyth, Kevin	93-96	LW-51/20/14	58	6	8	14	31	-	-	-	-	-
Selected in NHL Entry Draft (Moose Jaw, WHL), June 1992. Signed as a free agent with Orlando Solar Bears (IHL), August 1996.												
Spacek, Jaroslav	11-12	D-8	34	5	7	12	6	-	-	-	-	-
Acquired from the Montreal Canadiens in exchange for Tomas Kaberle, December 9, 2011. Released, July 2012.												
Staal, Eric	03-16	C-12	909	322	453	775	678	43	19	24	43	12
Selected in NHL Entry Draft (Peterborough, OHL), June 21, 2003. Traded to the New York Rangers on Feb. 28, 2016, in exchange for forward Aleksii Saarela, the Rangers' 2016 second-round pick (later traded to Chicago on June 15, 2016, along with Chicago's own 2017 third-round pick in exchange for Teuvo Teravainen and Bryan Bickell - Chicago selected Artur Kayumov 50th overall) and the Rangers' 2017 second-round pick.												
Staal, Jared	13	RW-13	2	0	0	0	2	-	-	-	-	-
Acquired from Phoenix in exchange for a 2010 fifth-round pick (138th overall - Louis Domingue), May 13, 2010. Released, July 2015.												
Staal, Jordan	13-16	C-11	258	51	92	143	114	-	-	-	-	-
Acquired from Pittsburgh in exchange for Brandon Sutter, Brian Dumoulin and a 2012 first-round pick (8th overall - Derrick Pouliot), June 22, 2012.												
Staniowski, Ed	83-85	G-1	19	0	0	0	2	-	-	-	-	-
Acquired from Winnipeg Jets for Mike Veisor, November 1983. Released, July 1985.												
Stephenson, Bob	79-80	RW-27/28	4	0	1	1	0	-	-	-	-	-
Selected in WHA Dispersal Draft (Birmingham, WHA), June 1979. Traded to Toronto Maple Leafs for Pat Boutette, December 1979.												
Stevens, John	90-95	D-45	44	0	8	8	34	-	-	-	-	-
Signed as a free agent, July 1990. Signed as a free agent with Philadelphia Flyers, June 1996.												
Stewart, Anthony	11-12	RW-13	77	9	11	20	30	-	-	-	-	-
Signed as a free agent, July 2, 2011. Traded to Los Angeles along with a 2013 fourth-round pick (96th overall - later traded to Edmonton - Kyle Platzer) and a 2014 sixth-round draft pick in exchange for Kevin Westgarth.												
St. Jacques, Bruno	03-04	D-25	53	2	7	9	43	-	-	-	-	-
Acquired along with Pavel Brendl from Philadelphia in exchange for Sami Kapanen and Ryan Bast, February 7, 2003.												
Stillman, Cory	05-08/11	LW-61	191	52	113	165	74	25	9	17	26	14
Signed as a free agent, August 2, 2005. Traded to the Ottawa Senators along with Mike Commodore in exchange for Joe Corvo and Patrick Eaves, February 11, 2008. Acquired from the Florida Panthers in exchange for Ryan Carter and a 2011 fifth-round draft pick, February 22, 2011. Released, July 2011.												
Storr, Jamie	03-04	G-1	14	0	0	0	0	-	-	-	-	-
Signed as a free agent, October 2003. Released June, 2004.												

ALL-TIME ROSTER

	YEARS	POS.-NO.	REGULAR SEASON					PLAYOFFS				
			GP	G	A	TP	PIM	GP	G	A	TP	PIM
Storm, Jim	93-95	LW-46/24	74	6	13	19	27	—	—	—	—	—
Selected in NHL Entry Draft (Michigan Tech., WCHA), June 1991. Released, August 1995.												
Stoughton, Blaine	78-84	RW-21	393	228	161	389	162	8	4	3	7	4
Purchased from Indianapolis Racers with Dave Inkpen, November 1978. Traded to New York Rangers for Scot Kleinendorst, February 1984.												
Stoyanovich, Steve	83-84	LW-7	23	3	5	8	11	—	—	—	—	—
Acquired from New York Islanders for a 1985 fifth-round draft choice (Tommy Hedland), August 1983. Released, July 1984.												
Sullivan, Doug	81-84	RW-22	221	57	71	128	73	—	—	—	—	—
Acquired from New York Rangers with Gerry McDonald and Chris Kotsopoulos, October 1981. Released, June 1984.												
Sullivan, Bob	82-83	C/LW-26	62	18	19	37	18	—	—	—	—	—
Signed as a free agent (Binghamton, AHL), August 1982. Released, August 1982.												
Surma, Damian	03-04	LW-52	2	1	1	2	0	—	—	—	—	—
Selected in the NHL Entry Draft (Plymouth, OHL), June 26, 1999. Released June 2004.												
Sutter, Brandon	08-12	C-16	286	53	54	107	64	—	—	—	—	—
Selected in the NHL Entry Draft (Red Deer, WHL), June 21, 2007. Traded to the Pittsburgh Penguins along with Brian Dumoulin and a first-round pick (Derrick Pouliot) in the 2012 Draft in exchange for Jordan Staal, June 22, 2012.												
Sutter, Brett	11-14	LW-42	36	1	4	5	24	—	—	—	—	—
Acquired from the Calgary Flames along with Ian White in exchange for Anton Babchuk and Tom Kostopoulos, November 27, 2010. Released, July 2014.												
Sutter, Brody	14, 16	C-48	12	0	0	0	0	—	—	—	—	—
Selected in the NHL Entry Draft (Lethbridge, WHL), June 25, 2011.												
Svoboda, Jaroslav	02-04	LW-62	91	8	14	22	40	23	1	4	5	28
Selected in NHL Entry Draft (Olomouc, Czech), June 27, 1998. Traded to the Dallas Stars for a fourth-round pick in 2005, June 2004.												
Swain, Garry	74-77	C/LW-20	171	22	33	55	70	25	3	5	8	56
Signed as a free agent after release by Pittsburgh Penguins, September 1974. Released, September 1977.												
-T-												
Tanabe, David	99-03/06-07/07-08	D-21/45	329	21	61	82	167	7	2	1	3	12
Selected in NHL Entry Draft (Wisconsin, WCHA) June 26, 1999. Traded to Phoenix along with Igor Knyazev for Danny Markov and a third-round draft pick, June 21, 2003. Signed as a free agent by Carolina, August 29, 2006. Released, July 2007. Signed as a free agent by Carolina, October 6, 2007.												
Tancill, Chris	90-92	RW/C-37	19	1	1	2	6	—	—	—	—	—
Selected in June 1989 NHL Supplemental Draft (Wisconsin, WCHA). Traded to Detroit Red Wings for Daniel Shank, December 1991.												
Terry, Chris	13-16	F-58/25	138	20	14	34	30	—	—	—	—	—
Selected in NHL Entry Draft (Plymouth, OHL), June 23, 2007. Released, July 2016.												
Tetarenko, Joey	03	RW-33	2	0	0	0	0	—	—	—	—	—
Signed as a free agent, July 2003. Released, June 2004.												
Thomson, Jim	88-89	RW-18	5	0	0	0	14	—	—	—	—	—
Acquired from Washington Capitals in exchange for Scot Kleinendorst, March 1989. Traded to New Jersey Devils for Chris Cichocki, October 1989.												
Tippett, Dave	84-90	LW-15	483	75	120	195	181	33	3	8	11	14
Signed as free agent (Canadian Olympic Team), March 1984. Traded to Washington for Washington's sixth-round choice (Jarrett Reid) in 1992 draft, September 30, 1990.												
Thlusty, Jiri	09-15	C/LW-19	322	76	69	145	102	—	—	—	—	—
Acquired from the Toronto Maple Leafs in exchange for the rights to Philippe Paradis, December 3, 2010. Traded to Winnipeg on Feb. 25, 2015, in exchange for Winnipeg's third-round selection in the 2016 NHL Draft and either Winnipeg's fifth- or sixth-round selection in the 2015 NHL Draft. Conditions were met and Carolina used Winnipeg's fifth-round selection in the 2015 NHL Draft (138th overall - Spencer Smallman).												
Tolchinsky, Sergey	16	LW-61	2	0	1	1	0	—	—	—	—	—
Signed as a free agent, August 22, 2013.												
Tomlak, Mike	89-94	C/LW-28	141	15	22	37	103	10	0	1	1	4
Signed as a free agent (University of Western Ontario), May 1988. Released, June 1994.												
Troy, James	75-77	RW-25	21	0	0	0	50	2	0	0	0	29
Signed as a free agent (Beauce Jaros, NAHL), February 1976. Sold to Erie Blades (NAHL), January 1977.												
Tselios, Nikos	02	D-48	2	0	0	0	2	—	—	—	—	—
Selected in NHL Entry Draft (Belleville, OHL), June 21, 1997.												
Tuer, Allan	88-90	D-40	6	0	0	0	29	—	—	—	—	—
Signed as a free agent (Minnesota North Stars), July 1989. Released, June 1990.												
Turcotte, Darren	93-95	C-12/89	66	19	29	48	26	—	—	—	—	—
Acquired with James Patrick from New York Rangers for Steve Larmer, Nick Kypreos, Barry Richter and a 1994 sixth-round pick (Yuri Litvinov), November 1993. Traded to Winnipeg Jets for Nelson Emerson, October 6, 1995.												
Turgeon, Sylvain	83-89	LW-16	370	178	150	328	366	25	3	7	10	18
Selected in NHL Entry Draft (Hull, QMJHL), June 1983. Traded to New Jersey Devils for Pat Verbeek, June 1989.												
Tverdovsky, Oleg	05-06	D-70	72	3	20	23	37	5	0	0	0	0
Signed as a free agent by Carolina, August 4, 2005. Traded to the Los Angeles Kings along with the rights to defenseman Jack Johnson in exchange for center Eric Belanger and defenseman Tim Gleason, September 29, 2006.												
-V-												
Vasicek, Josef	00-06, 07	C-63	341	57	78	135	229	37	5	2	7	20
Selected in NHL Entry Draft (Slavia Praha, Czech), June 27, 1998. Traded to Nashville for Scott Walker, July 18, 2006. Acquired from Nashville in exchange for center Eric Belanger, February 9, 2007. Released, July 2007.												
Veisor, Mike	80-83	G-1/31	69	0	1	1	2	—	—	—	—	—
Acquired from Chicago Blackhawks for a second-round 1981 draft pick (Kevin Griffin), June 1980. Traded to Winnipeg Jets for Ed Staniowski, November 1983.												
Vellucci, Mike	87-88	D-35	2	0	0	0	11	0	0	0	0	0
Selected in NHL Entry Draft (Belleville, OHL), June 1984. Released, June 1989.												
Verbeek, Pat	89-95	LW/RW-16	404	185	200	385	1091	20	5	6	11	78
Acquired from New Jersey Devils for Sylvain Turgeon, June 1989. Traded to the New York Rangers for Glen Featherstone, Michael Stewart, the Rangers' first-round draft pick in 1995 (Jean-Sebastien Giguere) and a fourth-round pick in 1996 (Steve Wasylo).												
Versteeg, Kris	15-16	RW-32	63	11	22	33	36	—	—	—	—	—
Acquired on September 11, 2015, from the Chicago Blackhawks along with forward Joakim Nordstrom and Chicago's 2017 third-round draft pick (later traded back to Chicago) in exchange for defensemen Dennis Robertson and Jack Massie, as well as Carolina's 2017 fifth-round draft pick. Traded to the Los Angeles Kings on Feb. 28, 2016, in exchange for forward Valentin Zykov and a conditional 2016 fifth-round pick (conditions not met).												
Volcan, Mickey	80-83	D-32/4	143	7	29	36	128	—	—	—	—	—
Selected in NHL Entry Draft (North Dakota, WCHA), June 1980. Traded to Calgary Flames for Richie Dunn and Joel Quenneville, July 1984.												

ALL-TIME ROSTER

	YEARS	POS.-NO.	REGULAR SEASON					PLAYOFFS				
			GP	G	A	TP	PIM	GP	G	A	TP	PIM
Vrbata, Radim	03-05	RW-19	106	19	16	35	32	–	–	–	–	–
Acquired from the Colorado Avalanche in exchange for Bates Battaglia, March 11, 2003. Traded to Chicago for future considerations, December 29, 2005.												
–W–												
Walker, Scott	06-10	RW-24	213	43	60	103	222	18	1	6	7	19
Acquired from Nashville in exchange for Josef Vasicek, July 18, 2006. Traded to Washington in exchange for Washington's 2010 seventh-round pick, March 3, 2010.												
Wallace, Tim	13	RW-29	28	1	1	2	17	–	–	–	–	–
Signed as a free agent, July 19, 2012. Released, July 2013.												
Wallin, Niclas	00-10	D-7	517	18	51	69	391	69	3	5	8	32
Selected in the fourth round of the 2000 NHL Entry Draft, June 2000 (Brynäs IF Gavle, Sweden). Traded to San Jose along with Carolina's 2010 fifth-round pick in exchange for Buffalo's 2010 second-round pick, February 7, 2010.												
Ward, Aaron	01-06/09-10	D-4	336	16	51	67	317	48	3	4	7	40
Acquired from Detroit Red Wings in exchange for a second round pick in the 2002 NHL Entry Draft, July 9, 2001. Signed by the New York Rangers as a free agent, July 3, 2006. Re-acquired from Boston in exchange for Patrick Eaves and a 2010 fourth-round pick, July 24, 2009. Traded to Anaheim in exchange for Justin Pogge and Boston's 2010 fourth-round pick, March 3, 2010.												
Ward, Cam	05-16	G-30	564	1	10	11	24	41	0	1	1	0
Selected in the NHL Entry Draft (Red Deer, WHL), June 22, 2002.												
Warner, Jim	78-80	RW-25	73	6	12	18	30	1	0	0	0	0
Signed as a free agent (Colorado College), June 1978. Released, July 1980.												
Watt, Mike	03	C-29	5	0	0	0	0	–	–	–	–	–
Signed as a free agent, July 31, 2002.												
Webster, Tom	72-78	RW-8	352	220	205	435	241	43	28	26	54	19
Chosen in WHA Player Selection Draft (California Golden Seals, NHL), February 1972. Retired, October 1978.												
Weekes, Kevin	02-04	G-80	119	0	0	0	8	8	0	0	0	0
Acquired from Tampa Bay Lightning in exchange for Shane Willis and Chris Dingman, March 5, 2002. Released June 2004.												
Weeks, Steve	84-88	G-31/35	94	0	1	1	11	4	0	0	0	0
Acquired from New York Rangers for a 1986 third-round pick (Shaun Clouston). September 1984. Traded to Vancouver Canucks for Richard Brodeur, March 1988.												
Weinrich, Eric	92-94	D-4/5	87	8	30	38	78	–	–	–	–	–
Acquired from New Jersey Devils with Sean Burke for Bobby Holik and a second-round 1993 draft pick (Jay Pandolfo), August 1992. Traded with Patrick Poulin to Chicago Blackhawks for Steve Larmer and Bryan Marchment.												
Weight, Doug	06-06	C-39	23	4	9	13	25	23	3	13	16	20
Acquired from St. Louis along with Erkki Rajamaki for Jesse Boulerice, Magnus Kahnberg, Mike Zigomanis, Carolina's first-round selection in 2006 (later traded to New Jersey, 30th overall - Matthew Corrente), Toronto's fourth-round selection in 2006 (106th overall - Reto Berra) and Chicago's fourth-round selection in 2007, January 30, 2006. Signed by St. Louis as a free agent, July 2, 2006.												
Weir, Wally	84-85	D/LW-23	34	2	3	5	56	–	–	–	–	–
Selected from Quebec Nordiques in NHL Waiver Draft, October 1984. Placed on waivers and claimed by Pittsburgh Penguins, February 1985.												
Welsh, Jeremy	12-13	C-23	6	0	1	1	4	–	–	–	–	–
Signed as a free agent, April 2012. Traded to the Vancouver Canucks along with forward Zac Dalpe in exchange for forward Kellan Tochkin and Vancouver's 2014 fourth-round pick (96th overall - Josh Wesley), September 29, 2013.												
Wesley, Blake	81-83	D-6	100	9	19	28	169	–	–	–	–	–
Acquired from Philadelphia Flyers with Don Gillen, Rick MacLeish, first-, second- and third-round picks in 1982 NHL Entry Draft (Paul Lawless, Mark Paterson, Kevin Dineen) for Ray Allison, Fred Arthur and the Whalers' first- and third-round picks in the 1982 Draft (Ron Sutter, Miroslav Dvorak), July 1981. Traded to Quebec Nordiques for Pierre Lacroix, December 1982.												
Wesley, Glen	94-08	D-20/2	913	51	176	227	620	59	0	4	4	30
Acquired from Boston for first-round draft picks in the 1995 (Kyle McClaren), 1996 (Jonathan Aitken), and 1997 (Sergei Samsanov) NHL Entry Drafts, August 26, 1994. Traded to Toronto in exchange for a second-round pick in the 2004 NHL Entry Draft, March 9, 2003. Signed as a free agent, July 8, 2003. Retired as a player, June 5, 2008.												
Westgarth, Kevin	13	RW-8	43	2	2	4	49	–	–	–	–	–
Acquired from Los Angeles in exchange for Anthony Stewart, a 2013 fourth-round pick (96th overall - later traded to Edmonton - Kyle Platzer) and a 2014 sixth-round pick (157th overall - Jake Marchment), January 13, 2013. Traded to the Calgary Flames in exchange for forward Greg Nemisz, December 30, 2013.												
Westlund, Tommy	99-02	RW-16	203	9	13	22	48	25	1	0	1	17
Selected in NHL entry draft (Brynäs Gavle, Sweden), June 27, 1998. Released, June 2003.												
White, Ian	10-11	D-7	39	0	10	10	12	–	–	–	–	–
Acquired from the Calgary Flames along with Brett Sutter in exchange for Anton Babchuk and Tom Kostopoulos, November 17, 2010. Traded to San Jose in exchange for a 2012 second-round draft pick, February 18, 2011.												
Whitmore, Kay	88-92	G-35	75	0	5	5	24	2	0	0	0	0
Selected in NHL Entry Draft (Peterborough, OHL), June 1985. Traded to Vancouver Canucks for Corrie D'Alessio and a 1993 fifth-round pick, October 1992. Pick was later returned in Murray Craven trade.												
Whitney, Ray	05-10	LW-13	372	119	215	334	176	42	12	14	26	18
Signed as a free agent by Carolina, August 6, 2005. Signed as a free agent with Phoenix, July 2010.												
Williams, Dave	87-88	LW-22/25	28	6	0	6	93	–	–	–	–	–
Signed as a free agent after release by Los Angeles Kings, October 1987. Retired, February 1988.												
Williams, Justin	04-09	RW-11	265	81	120	201	217	25	7	11	18	34
Acquired from the Philadelphia Flyers in exchange for Danny Markov, January, 2004. Traded to Los Angeles in exchange for Patrick O'Sullivan and Calgary's 2009 second-round draft pick, March 4, 2009.												
Williams, Tommy	72-74	C-9	139	31	58	89	20	19	6	14	20	12
Signed as a free agent (Boston Braves, AHL), September 1972. Retired after being claimed by Indianapolis Racers in WHA Expansion Draft, May 1974, but signed with the expansion Washington Capitals of the NHL later that summer.												
Willis, Shane	98-02, 06	RW-45/25	141	27	34	61	69	2	0	0	0	0
Selected in NHL Entry Draft (Leithbridge, WHL), June 1997. Traded to Tampa Bay Lightning along with Chris Dingman in exchange for Kevin Weekes, March 5, 2002. Signed as a free agent by Carolina, July 18, 2006. Released, July 2007.												
Wilson, Carey	87-89/90-91	C-33	125	37	46	83	59	6	2	4	6	2
Acquired from Calgary Flames with Neil Sheehy and rights to Lane MacDonald for Shane Churla and Dana Murzyn, January 1988. Traded to New York Rangers with a 1990 fifth-round draft pick (Lubos Rob) for Brian Lawton, Don Maloney and Norm MacIver, December 1988. Acquired from New York Rangers along with a third-round 1991 draft choice (Michael Nylander) for Jody Hull, July 1990. Traded to Calgary Flames for Mark Hunter, March 1991.												
Wisniewski, James	15	D-21	1	0	0	0	0	–	–	–	–	–
Acquired from the Anaheim Ducks on June 27, 2015, in exchange for goaltender Anton Khudobin. Carolina bought out the remainder of his contract, June 30, 2016.												
Woods, Brendan	14, 16	C/LW-56	7	0	0	0	7	–	–	–	–	–
Selected in the NHL Entry Draft (Wisconsin, WCHA), June 23, 2012.												

	YEARS	POS.-NO.	REGULAR SEASON					PLAYOFFS				
			GP	G	A	TP	PIM	GP	G	A	TP	PIM
-Y-												
Yake, Terry	88-93	C-38/25	104	24	37	61	60	6	1	1	2	16
Selected in NHL Entry Draft (Brandon, OHL), June 1987. Selected by Mighty Ducks of Anaheim in 1993 Expansion Draft, June 1993.												
Yates, Ross	83-84	C-28	7	1	1	2	4	-	-	-	-	-
Signed as a free agent (Mt. Allison University), March 1981. Released, May 1984.												
Yelle, Stephane	09-10	C-18	59	4	3	7	28	-	-	-	-	-
Signed as a free agent, August 19, 2009. Traded to Colorado along with Harrison Reed in exchange for Cedric LaLonde-McNicoll and Colorado's 2010 sixth-round pick, March 3, 2010.												
Young, Scott	87-90	RW-D/27	197	49	89	138	82	13	5	0	5	8
Selected in NHL Entry Draft (Boston University, Hockey East), June 1986. Traded to Pittsburgh Penguins for Rob Brown, December 1990.												
-Z-												
Zalapski, Zarley	90-94	D-3	229	44	121	165	272	7	3	6	7	14
Acquired from Pittsburgh Penguins with John Cullen and Jeff Parker for Ron Francis, Ulf Samuelsson and Grant Jennings, March 1991. Traded with James Patrick and Michael Nylander to Calgary Flames for Gary Suter, Paul Ranheim and Ted Drury, March 1994.												
Zigomanis, Mike	03-06	C-46/18	57	3	4	7	6	-	-	-	-	-
Selected in the NHL Entry Draft (Kingston, OHL), June 23, 2001. Traded to St. Louis along with Jesse Boulerice, Magnus Kahnberg, Carolina's first-round pick in 2006 (later traded to New Jersey, 30th overall - Matthew Corrente), Toronto's fourth-round selection in 2006 (106th overall - Reto Berra) and Chicago's fourth-round selection in 2007, January 30, 2006.												
Zuke, Mike	83-86	C-20	159	10	37	47	60	-	-	-	-	-
Claimed from St. Louis Blues in NHL Waiver Draft, October 1983. Released, November 1985.												

ALL-TIME RECORDS

ALL-TIME GOALTENDING

GOALTENDER	REGULAR SEASON						PLAYOFFS				
	YEARS	GP	MIN	GA	SO	GAA	GP	MIN	GA	SO	GAA
Abrahamsson, Christer	74-77	102	5,739	342	3	3.58	3	90	5	—	3.33
Barrasso, Tom	01-02	34	1908	83	2	2.61	—	—	—	—	—
Berglund, Bill	73-75	5	216	13	0	3.61	—	—	—	—	—
Boucher, Brian	11-12	10	546	31	0	3.41	—	—	—	—	—
Brodeur, Richard	87-88	6	340	15	0	2.65	4	200	12	0	3.60
Burke, Sean	92-98	281	15,893	819	11	3.09	—	—	—	—	—
Cooley, Gaye	75-76	—	—	—	—	—	1	3 sec.	0	0	0.00
D'Alessio, Corrie	92-93	1	11	0	0	0.00	—	—	—	—	—
DesRochers, Patrick	03	2	122	7	0	3.44	—	—	—	—	—
Ellis, Dan	13	19	997	52	1	3.13	—	—	—	—	—
Fichaud, Eric	99-00	9	490	24	1	2.94	—	—	—	—	—
Fitzpatrick, Mark	99-00	3	107	8	0	4.49	—	—	—	—	—
Fountain, Mike	97-98	3	163	10	0	3.68	—	—	—	—	—
Garrett, John	78-82	163	9,592	655	2	4.10	9	507	40	0	4.73
Gerber, Martin	05-06	60	3,493	162	3	2.78	—	—	—	—	—
Giguere, J.S.	96-97	8	394	24	0	3.65	6	221	13	1	3.53
Gosselin, Mario	92-94	23	1,106	78	0	4.23	—	—	—	—	—
Grahame, John	06-08	45	2,364	125	0	3.17	—	—	—	—	—
Hoganson, Paul	75-76	4	224	16	0	4.29	—	—	—	—	—
Holland, Ken	80-81	1	60	7	0	7.00	—	—	—	—	—
Irbe, Arturs	98-04	309	17,816	739	20	2.49	30	1846	65	1	2.11
Jablonski, Pat	97-98	5	279	14	0	3.01	—	—	—	—	—
Khudobin, Anton	13-15	70	4,004	167	2	2.50	—	—	—	—	—
Kidd, Trevor	97-99	72	4043	158	5	2.34	—	—	—	—	—
Lack, Eddie	15-16	34	1,920	90	2	2.81	—	—	—	—	—
Landon, Bruce	72-77	122	6,695	386	2	3.46	8	389	21	0	3.24
Legace, Manny	09-10	28	1,472	69	1	2.81	—	—	—	—	—
Leighton, Michael	08-09	29	1,537	82	0	3.20	—	—	—	—	—
Lenarduzzi, Mike	92-94	4	189	10	0	3.17	—	—	—	—	—
Levasseur, Louis	77-78	27	1,655	91	3	3.30	12	719	31	0	2.59
Liut, Mike	85-90	252	14,660	823	13	3.37	17	933	50	1	3.22
McKay, Ross	90-91	1	35	3	0	5.14	—	—	—	—	—
McLean, Kirk	97-98	8	401	22	0	3.29	—	—	—	—	—
Moss, Tyler	00-01	12	557	37	0	3.99	—	—	—	—	—
Millen, Greg	81-85	219	12,963	919	4	4.25	—	—	—	—	—
Murphy, Mike	11-12	2	36	0	0	0.00	—	—	—	—	—
Muse, John	13	—	—	—	—	—	—	—	—	—	—
Muzzatti, Jason	95-97	53	2,604	140	1	3.23	—	—	—	—	—
Nastiuk, Kevin	05-06	—	—	—	—	—	—	—	—	—	—
Ouimet, Ted	73-75	1	20	3	0	9.00	—	—	—	—	—
Peters, Justin	10-14	68	3,703	188	3	3.05	—	—	—	—	—
Pietrangelo, Frank	91-95	54	2,663	182	0	4.10	7	425	19	0	2.68
Raeder, Cap	75-77	28	1,428	77	2	3.24	15	879	38	2	2.59
Reaugh, Daryl	90-91	20	1,010	53	1	3.15	—	—	—	—	—
Reese, Jeff	93-96	37	1,838	96	2	3.13	—	—	—	—	—
Sidorkiewicz, Peter	87-92	178	10,346	575	8	3.33	15	912	55	0	3.62
Smith, Al	72-75/77-80	290	17,143	941	12	3.29	37	2067	134	1	3.89
Stanowski, Ed	83-85	19	1,060	75	0	4.25	—	—	—	—	—
Storr, Jamie	03-04	14	660	32	0	2.91	—	—	—	—	—
Tracy, Tripp	97-98	—	—	—	—	—	—	—	—	—	—
Veisor, Mike	80-84	69	3,809	309	2	4.87	—	—	—	—	—
Ward, Cam	05-16	564	32,360	1,454	23	2.70	41	2,421	96	4	2.38
Weekes, Kevin	02-04	119	6,849	275	11	2.41	8	408	11	2	1.62
Weeks, Steve	84-88	94	5,284	324	4	3.68	4	205	9	0	2.64
Whitmore, Kay	88-92	75	4,039	243	3	3.61	3	154	11	0	4.29

ALL-TIME COACHING RECORDS

COACH	GAMES	W	L	T/OT	OTL	PTS	PCT	DATES
Peter Laviolette	323	167	122	30	4	368	.570	12/15/03 to 12/03/08
Paul Maurice	920	384	391	129	16	913	.496	11/06/95 to 12/15/03
								12/03/08 to 11/28/11
Kirk Muller	187	80	80	27		187	.500	11/28/11 to 5/5/14
Rick Ley	160	69	71	20		158	.494	10/12/89 to 5/29/91
Jack Evans	374	163	174	37		363	.485	9/17/83 to 2/06/88
Bill Peters	164	65	72	27		157	.479	6/19/14 to present
Don Blackburn	140	42	63	35		119	.425	10/11/79 to 2/20/81
Larry Pleau	224	81	117	26		188	.420	2/20/81 to 6/02/82
								1/24/83 to 3/07/83
								2/07/88 to 5/16/89
Jim Roberts	80	26	41	13		65	.406	9/07/91 to 6/15/92
Paul Holmgren	161	54	93	14		122	.379	6/15/92 to 11/16/93
								1/21/95 to 11/06/95
Pierre McGuire	67	23	37	7		53	.368	11/16/93 to 5/19/94
Larry Kish	49	12	32	5		29	.296	6/02/82 to 1/24/83
John Cunniff	13	3	9	1		7	.269	3/07/83 to 4/03/83
TOTALS	2,780	1,139	1,261	360	20	2,658	.478	

ALL-STAR GAME APPEARANCES

PLAYER	YEAR	POS.	GP	G	A	PTS	PLAYER	YEAR	POS.	GP	G	A	PTS
Gordie Howe ✱	1980	RW	1	0	1	1	Brendan Shanahan	1996	LW	1	1	0	1
Mark Howe	1981	D	1	0	0	0	Geoff Sanderson	1997	LW	1	1	0	1
Mike Rogers	1981	C	1	0	0	0	Arturs Irbe	1999	G	1	0	1	1
Blaine Stoughton	1982	RW	1	0	0	0	Keith Primeau	1999	C	1	0	0	0
Ron Francis ✦	1983	C	1	0	0	0	Sami Kapanen	2000	LW	1	0	0	0
Mark Johnson	1984	C	1	0	3	3	Sandis Ozolinsh	2001	D	1	0	1	1
Ron Francis ✦	1985	C	1	1	0	1	Sami Kapanen	2002	LW	1	1	1	2
Sylvain Turgeon	1986	LW	1	0	1	1	Jeff O'Neill	2003	RW	1	0	0	0
Ulf Samuelsson ✱	1987	D	2	0	0	0	Eric Staal	2007	C	1	1	0	0
Kevin Dineen ✱	1987	RW	2	1	0	1	Justin Williams	2007	RW	1	1	1	0
Kevin Dineen	1988	RW	1	0	2	2	Eric Staal ○	2008	C	1	2	1	3
Kevin Dineen	1989	RW	1	0	0	0	Eric Staal	2009	C	1	1	0	1
Ron Francis ✦	1990	C	1	0	2	2	Jeff Skinner □	2011	C/RW	1	0	1	1
Pat Verbeek	1991	LW	1	0	1	1	Eric Staal ✱	2011	C	1	2	0	2
John Cullen	1992	C	1	0	0	0	Cam Ward	2011	G	1	0	0	0
Zarley Zalapski	1993	D	1	0	0	0	Justin Faulk	2015	D	1	0	2	2
Geoff Sanderson	1994	LW	1	0	1	1	Justin Faulk	2016	D	1	0	1	1

✱ Represented the NHL in a two-game series vs. Soviet National Team at Rendez-Vous '87.
 ✦ Francis was named to the 1986 Wales Conference All-Star Team but did not play due to injury.
 ✱ Gordie Howe played in an NHL record 23 All-Star Games, the previous 22 while he was with Detroit.

○ Eric Staal was named All-Star Game MVP as the Eastern Conf. beat the Western Conf. 8-7.
 □ Became the youngest player to play in an NHL All-Star Game (18 years, 259 days).
 ✱ Served as captain of Team Staal.

OLYMPIANS

PLAYER	REPRESENTED	YEAR(S)	FINISH	PLAYER	REPRESENTED	YEAR(S)	FINISH
Justin Faulk	U.S.A.	2014	4th	Zarley Zalapski	Canada	1988	4th
Andrej Sekera	Slovakia	2014	11th	Scott Young	U.S.A.	1988	7th
Alexander Semin	Russia	2014	5th	Lane MacDonald	U.S.A.	1988	7th
Tim Gleason	U.S.A.	2010	SILVER	Gord Sherven*	Canada	1984, 1988	4th, 4th
Joni Pitkanen	Finland	2010	BRONZE	James Patrick	Canada	1984	7th
Tuomo Ruutu	Finland	2010, 2014	BRONZE (2)	David A. Jensen	U.S.A.	1984	7th
Frantisek Kaberle	Czech Republic	2006	BRONZE	Mark Fusco	U.S.A.	1984	7th
Martin Gerber	Switzerland	2006	6th	Kevin Dineen	Canada	1984	4th
Eric Staal	Canada	2006, 2010	7th, GOLD	Carey Wilson	Canada	1984	4th
Erik Cole	U.S.A.	2006	8th	Dave Tippett	Canada	1984	4th
Matt Cullen	U.S.A.	2006	8th	Rob McClanahan	U.S.A.	1980	GOLD
Bret Hedican	U.S.A.	2006	8th	Mark Johnson	U.S.A.	1980	GOLD
Peter Laviolette (head coach)	U.S.A.	2006	8th	Danny Bolduc	U.S.A.	1976	4th
Doug Weight	U.S.A.	2006	8th	Steve Alley	U.S.A.	1976	4th
Sami Kapanen	Finland	1994, 1998, 2002	3rd, 3rd, 5th	Paul Hurlley	U.S.A.	1968, 1972	6th, SILVER
Tom Barrasso	U.S.A.	2002	SILVER	Mark Howe	U.S.A.	1972	SILVER
Keith Primeau	Canada	1998	4th	Tim Sheehy	U.S.A.	1972	SILVER
Ted Drury	U.S.A.	1994	8th	Kevin Ahearn	U.S.A.	1972	SILVER
Ted Crowley	U.S.A.	1994	8th	Christer Abrahamsson	Sweden	1972	4th
Manny Legace	Canada	1994	SILVER	Tommy Abrahamsson	Sweden	1972	4th
Andrei Nikolishin	Russia	1994	4th	Larry Pleau	U.S.A.	1968	6th
Robert Petrovicky	Slovakia	1994	6th	John Cunniff	U.S.A.	1968	6th
Sean Burke	Canada	1988, 1992	4th, SILVER	Tommy Williams	U.S.A.	1960	GOLD
Eric Weinrich	U.S.A.	1988	7th				

*Injured prior to 1984 Olympic games and did not play.

NHL AWARD WINNERS

PLAYER	SEASON	AWARD	FOR
Doug Jarvis	1986-87	Masterton Trophy	Perseverance/dedication to hockey
Peter Karmanos	1998	Lester Patrick Trophy	Service to hockey in the U.S.
Ron Francis	2001-02	Lady Byng Trophy	High level of play + sportsmanship
Ron Francis	2001-02	King Clancy Trophy	Leadership + community efforts
Ron Francis	2001-02	NHL Foundation Award	Community efforts
Cam Ward	2005-06	Conn Smythe Trophy	Most valuable player (playoffs)
Rod Brind'Amour	2005-06	Selke Trophy	Best defensive forward
Rod Brind'Amour	2006-07	Selke Trophy	Best defensive forward
Jeff Skinner	2010-11	Calder Trophy	Rookie of the year

NHL ALL-STAR TEAM

PLAYER	SEASON	POS	TEAM
Mike Liut	1986-87	G	Second Team
Eric Staal	2005-06	C	Second Team

NHL ALL-ROOKIE TEAM

PLAYER	SEASON	POS
Sylvain Turgeon	1983-84	G
Dana Murzyn	1985-86	D
Peter Sidorkiewicz	1988-89	G
Brad Shaw	1989-90	D
Chris Pronger	1993-94	D
Shane Willis	2000-01	RW
Jeff Skinner	2010-11	F
Justin Faulk	2011-12	D

MILESTONE NHL WINS

WIN	SCORE	OPPONENT	DATE	WINNING GOAL	GOALIE
1st	6-4	Los Angeles*	10/19/79	Mark Howe	John Garrett
25th	4-1	Colorado*	3/15/80	Greg Carroll	Al Smith
50th	4-2	Minnesota*	11/7/81	Jordy Douglas	John Garrett
75th	5-2	NY Rangers*	12/4/82	Blaine Stoughton	Greg Millen
100th	6-3	Buffalo	12/21/83	Ron Francis	Ed Staniowski
200th	6-2	St. Louis*	12/10/86	Stewart Gavin	Steve Weeks
300th	4-0	St. Louis*	3/25/89	Ron Francis	Peter Sidorkiewicz
400th	5-2	St. Louis*	11/18/92	Pat Verbeek	Sean Burke
500th	1-0	New Jersey	4/4/97	Nelson Emerson	Jason Muzzatti
600th	6-1	NY Islanders	4/10/99	Sami Kapanen	Trevor Kidd
700th	6-2	Boston	2/28/02	Kevyn Adams	Arturs Irbe
800th	4-3	Boston*	3/1/06	Aaron Ward	Cam Ward
900th	4-3	NY Islanders	10/25/08	Chad LaRose	Cam Ward
1,000th	6-4	Toronto*	1/24/11	Jeff Skinner	Cam Ward
1,100th	3-0	Florida	3/27/14	Jiri Tlusty	Anton Khudobin

*Indicates home game

NHL DRAFT HISTORY

1979 ENTRY DRAFT (6 ROUNDS)

General Manager: Jack Kelley | Player Personnel Director: Bill Dineen

ROUND/OVERALL/PLAYER	POS	TEAM
1 18 Allison, Ray	RW	Brandon (WHL)
2 39 Smith, Stuart	D	Peterborough (OHL)
3 60 Nachbaur, Don	LW	Billings (WHL)
4 81 Neufeld, Ray	RW	Edmonton (WHL)
5 102 Renaud, Mark	D	Niagara (OHL)
6 123 McDonald, Dave	LW	Brandon (WHL)

1980 ENTRY DRAFT (10 ROUNDS)

General Manager: Jack Kelley | Player Personnel Director: Bill Dineen

ROUND/OVERALL/PLAYER	POS	TEAM
1 8 Arthur, Fred	D	Cornwall (QMJHL)
2 29 Galarneau, Michel	C	Hull (QMJHL)
3 50 Volcan, Mickey	D	North Dakota (WCHA)
4 71 McClelland, Kevin	RW	Niagara (OHL)
5 92 Jensen, Darren	G	North Dakota (WCHA)
6 113 Cerri, Mario	C	Ottawa (OHL)
7 134 Martin, Mike	D	Sudbury (OHL)
8 155 Denat, Brent	LW	Michigan Tech (WCHA)
9 176 Fricker, Paul	G	Michigan (WCHA)
10 197 Bokshowan, Lorne	C	Saskatoon (WHL)

1981 ENTRY DRAFT (10 ROUNDS)

General Manager: Larry Pleau | Player Personnel Director: Bill Dineen

ROUND/OVERALL/PLAYER	POS	TEAM
1 4 Francis, Ron	C	Sault Ste. Marie (OHL)
2 25		Traded to CHI (Kevin Griffen) in Mike Veisor trade.
3 46		Traded to MTL (Dieter Hegen) in Rick Meagher trade.
3* 61 McDermid, Paul	C	Windsor (OHL)
		Acquired pick from MTL in Rick Meagher trade.
4 67 Hoffman, Mike	LW	Brantford (OHL)
5 88		Traded to MTL (Steve Rooney) in Rick Meagher trade.
5* 93 Maguire, Bill	D	Niagara (OHL)
		Acquired pick from NYR in Nick Fotiu trade.
6 109		Traded to PIT (Paul Edwards) in Gilles Lupien trade.
7 130 Mokokas, John	D	Victoria (WHL)
8 151 Dore, Dennis	RW	Chicoutimi (QMJHL)
9 172 Poeschl, Jeff	G	N. Michigan (CCHA)
10 193 Power, Larry	C	Kitchener 'B' (OPJHL)

1982 ENTRY DRAFT (12 ROUNDS)

General Manager: Larry Pleau | Player Personnel Director: Bill Dineen

ROUND/OVERALL/PLAYER	POS	TEAM
1 4		Traded to PHI (Ron Sutter) in Rick MacLeish trade.
1* 14 Lawless, Paul	LW	Windsor (OHL)
		Pick acquired from PHI in Rick MacLeish trade.
2 25		Traded to PHI in Norm Barnes trade.
		Later transferred to TOR (Peter Ihnacek).
2* 35 Paterson, Mark	D	Ottawa (OHL)
		Pick acquired from PHI in Rick MacLeish trade.
3 46		Traded to PHI (Miroslav Dvorak) in Rick MacLeish trade.
3* 56 Dineen, Kevin	RW	Denver (WCHA)
		Pick acquired from PHI in Rick MacLeish trade.
4 67 Samuelsson, Ulf	D	Leksands (Sweden)
5 88 Ferraro, Ray	C	Penticton 'B' (BCJHL)
6 109 Gilhen, Randy	LW	Winnipeg (WHL)
7 130 Johannson, Jim	C	Rochester May H.S.
8 151 Krampotich, Mickey	C	Hibbing H.S.
9 172 Skilliter, Kevin	D	Cornwall (OHL)
10 193		Traded to NYR (Simo Saarinen) in Chris Kotsopoulos trade.
11 214 Linse, Martin	C	Djurgardesn (Sweden)
12 234 Cameron, Randy	D	Winnipeg (WHL)

1983 ENTRY DRAFT (12 ROUNDS)

General Manager: Emile Francis | Player Personnel Director: Steve Brklacich

ROUND/OVERALL/PLAYER	POS	TEAM
1 2 Turgeon, Sylvain	LW	Hull (QMJHL)
1* 20 Jensen, David A.	C	Lawrence Academy
		Pick acquired from PHI in Mark Howe trade.
2 23 Siren, Ville	D	Ilves (Finland)
3 44		Traded to PHI in Mark Howe trade.
3* 62 Karlsson, Leif	D	Mora (Sweden)
		Pick acquired from EDM
4 65 MacLean, Dave	RW	Belleville (OHL)
4* 72 Chykowski, Ron	C	St. Albert (AJHL)
		Pick acquired from QUE in John Garrett trade.
5 86		Traded to NYI (Bob Caulfield) in Gary Howatt trade.
6 107 Johnson, Brian	D	Silver Bay H.S.
7 128 Reekie, Joe	D	North Bay (OHL)
8* 148 DuPerron, Chris	D	Chicoutimi (QMJHL)
8 149 Falle, James	G	Clarkson (ECAC)
		Pick acquired from PIT in Rick MacLeish trade.
9 170 Fordy, Bill	LW	Guelph (OHL)
10 191		Traded to TOR (Greg Rolston) in Paul Marshall trade.
10* 201 Karlsson, Reine	LW	Sodertalje (Sweden)
		Pick acquired from NYR in Rob McClanahan trade.
11 212 Acton, Allan	LW	Saskatoon (WHL)
12 233 Kaminski, Darcy	D	Lethbridge (WHL)

1984 ENTRY DRAFT (12 ROUNDS)

General Manager: Emile Francis | Player Personnel Director: Steve Brklacich

ROUND/OVERALL/PLAYER	POS	TEAM
1 5		Traded to MTL (Peter Svoboda) in Pierre Larouche trade.
1* 11 Cote, Sylvain	D	Quebec (QMJHL)
		Pick acquired from MTL in Pierre Larouche trade.
2 26		Traded to MTL in Pierre Larouche trade. Later transferred to STL (Brian Benning).
3 47		Traded to PHI (John Stevens).
4 68		Traded to WIN (Chris Mills) in Norm Dupont trade.
5 89		Traded to MIN (Jiri Poner) in Mark Johnson trade.
6 110 Millar, Mike	RW	Brantford (OHL)
7 131 Vellucci, Mike	D	Belleville (OHL)
8 152		Traded to DET (Lars Karlsson) in Brad Shaw trade.
9 173 Devereaux, John	C	Scituate H.S.
10 193 Regan, Brent	RW	St. Albert Jr. Saints (AJHL)
11 214 Culhane, Jim	D	W Michigan (CCHA)
12 234 Abric, Peter	G	North Bay (OHL)

1985 ENTRY DRAFT (12 ROUNDS)

General Manager: Emile Francis | Player Personnel Director: Steve Brklacich

ROUND/OVERALL/PLAYER	POS	TEAM
1 5 Murzyn, Dana	D	Calgary (WHL)
2 26 Whitmore, Kay	G	Peterborough (OHL)
3 47		Traded to MTL (Rocky Dundas) in Pierre Larouche trade.
3 58		Acquired pick from MTL in Pierre Larouche trade.
		Traded to PIT (Bruce Racine) in Greg Malone trade.
4 68 Callahan, Gary	C	Belleville (OHL)
5 89		Traded to NYI (Tommy Hedlund) in Steve Stoyanovich trade.
6 110 Churla, Shane	RW	Medicine Hat (WHL)
7 131 Brant, Chris	LW	Sault Ste. Marie (OHL)
8 152 Puhalsky, Brian	LW	Notre Dame H.S.
9 173 Dornbach, Greg	C	Miami (OH) (CCHA)
10 194 Tory, Paul	C	University Ill-Chicago(CCHA)
11 215 Palvoski, Jerry	D	Harvard (ECAC)
12 236 Hill, Bruce	LW	Denver (WCHA)

1986 ENTRY DRAFT (12 ROUNDS)

General Manager: Emile Francis | Player Personnel Director: Steve Brklacich

ROUND/OVERALL/PLAYER	POS	TEAM
1 11 Young, Scott	RW	Boston Univs. (Hockey East)
2 32 Laforge, Marc	D	Kingston (OHL)
3 53		Traded to NYR (Shawn Clouston) in Steve Weeks trade.
4 74 Chapman, Brian	D	Belleville (OHL)
5 95	G	W. Michigan (CCHA)
6 116	RW	Calgary (WHL)
7 137	C	Hibbing H.S.
8 158	C	W. Michigan (CCHA)
9 179	RW	Sherwood Park H.S.
10 200	G	Cornwall (OHL)
11 221	D	Penticton H.S.
12 242	C	Kingston (OHL)

1987 ENTRY DRAFT (12 ROUNDS)

General Manager: Emile Francis | Player Personnel Director: Steve Brklacich

ROUND/OVERALL/PLAYER	POS	TEAM
1 18 Hull, Jody	RW	Peterborough (OHL)
2 39 Burt, Adam	D	North Bay (OHL)
3 60		Traded to CHI (Mike Dagenais) in Bill Gardner trade.
4 81 Yake, Terry	C	Brandon (WHL)
5 102	D	Denver (WCHA)
6 123	D	Michigan Tech (WCHA)
7 144	D	Buffalo Regal Midget
8 165	C	Yale University (ECAC)
9 186	LW	St. Lawrence (ECAC)
10 207		Traded to STL (Andy Cesarski) in Pat Hughes trade.
11 228	RW	Princeton (ECAC)
12 249	G	Dartmouth (ECAC)

1988 ENTRY DRAFT (12 ROUNDS)

General Manager: Emile Francis | Player Personnel Director: Steve Brklacich

ROUND/OVERALL/PLAYER	POS	TEAM
1 11 Govedaris, Chris	LW	Toronto (OHL)
2 32	D	Richter, Barry
3 53		Traded to EDM (Trevor Sim) in Dave Semenko trade.
4 74	C	Dyer, Dean
5 95	LW	Morrow, Scott
6 116	D	Beaulieu, Corey
7 137	RW	Russell, Kerry
8 158	D	Burke, Jim
9 179	C	Hirth, Mark
10 200	RW	Bucsis, Wayde
11 221	D	White, Bob
12 242	LW	Slatalla, Dan

1989 ENTRY DRAFT (12 ROUNDS)

General Manager: Ed Johnston | Player Personnel Director: Ken Schinkel

ROUND/OVERALL/PLAYER	POS	TEAM
1 10 Holik, Robert	C	Jihlava (Czech)
2 31		Traded to STL (Rick Corriveau) in Charles Bourgeois trade.
3 52	RW	Atcheynum, Blair
4 73 McKenzie, Jim	LW	Victoria (WHL)
5 94 Black, James	C	Portland (WHL)
6 115	LW	Becharad, Jerome
7 136 Daniels, Scott	LW	Regina (OHL)
8 157	RW	Saumirer, Ray
9 178 Picard, Michel	LW	Trois-Rivieres (QMJHL)
10 199	LW	Buchanan, Trevor
11 220	D	Battice, John
12 241	C	Kasowski, Peter

1990 ENTRY DRAFT (12 ROUNDS)

General Manager: Ed Johnston | Player Personnel Director: Ken Schinkel

ROUND/OVERALL/PLAYER	POS	TEAM
1 15 Greig, Mark	RW	Lethbridge (WHL)
2 36 Sanderson, Geoff	LW	Swift Current (WHL)
3 57 Lenarduzzi, Mike	G	Sault Ste. Marie (OHL)
4 78	C	Bright, Chris
5 99		Traded to NYR (Lubos Rob) in Brian Lawton trade.
6 120	D	Keenan, Cory
7 141 Baca, Jergus	D	Kosice (Czech)
8 162	D	D'Orsonnens, Martin
9 183	C	Osmak, Corey
10 204	C	Knutsen, Espen
11 225	D	Erikson, Tommie
12 246	C	Chalifoux, Denis

1991 ENTRY DRAFT (12 ROUNDS)

General Manager: Ed Johnston | Player Personnel Director: Ken Schinkel

ROUND/OVERALL/PLAYER	POS	TEAM
1 9 Poulin, Patrick	LW	St. Hyac in the (QMJHL)
2 31	D	Hamrlik, Martin
3 53	D	Hall, Todd
3* 59 Nylander, Michael	C	Aik Solna (Sweden)
		Pick acquired from NYR in Carey Wilson trade.
4 75 Storm, Jim	LW	Michigan Tech (WCHA)
5 97		Traded to MIN (Mike Kennedy) at draft for future considerations.
		MIN later sent Jukka Suomalainen.
6 119	RW	Harding, Mike
7 141	D	Mueller, Brian
8 163	D	Yule, Steve
9 185	D	Belanger, Chris
10 207	G	Currie, Jason
11 229	C	Santonelli, Mike
12 251		Peters, Rob

1992 ENTRY DRAFT (11 ROUNDS)

General Manager: Brian Burke | Player Personnel Director: Kevin Maxwell

ROUND/OVERALL/PLAYER	POS	TEAM
1 9 Petrovicky, Robert	C	Dukla Trencin (Czech)
2 33		Traded to MTL (Valeri Bure) in Andrew Cassels trade.
2* 47 Nikolishin, Andrei	LW	Dynamo Moscow
		Pick acquired from WSH in Sylvain Cote trade.
3 57	D	Vopat, Jan
4* 79 Smyth, Kevin	LW	Moose Jaw (WHL)
		Pick acquired from PHI for Kevin Dineen trade.
4 81 McBain, Jason	D	Portland (WHL)
5 105		Traded to NYI (Ryan Duthie) in Marc Bergevin trade.
6 129		Traded to CGY (Joel Bouchard) in Paul Fenton trade.
6* 143	C	Reid, Jarret
		Pick acquired from WSH in Dave Tippett trade.
7 153	LW	Belanger, Ken
8 177	C	Korotkov, Konstatin
9 201	D	Zwakman, Greg
10 225	D	Halko, Steve
11 249	D	Esbjors, Joacim

1993 ENTRY DRAFT (11 ROUNDS)

General Manager: Brian Burke | Player Personnel Director: Kevin Maxwell

ROUND/OVERALL/PLAYER	POS	TEAM
1* 2 Pronger, Chris	D	Peterborough (OHL)
		Pick acquired from SJ for a first, second, and third picks in 1993 Draft and future considerations (Sergei Makarov).
1 6		Traded to SJ (Victor Kozlov) in Chris Pronger trade.
2 32		Traded to NJ (Jay Pandolfo) in Sean Burke trade.
2* 45		Pick acquired from TOR in John Cullen trade. Traded to SJ (Vlastimil Kroupa) in Chris Pronger trade.
3 58		Traded to SJ (Ville Peltonen) in Chris Pronger trade.
3* 72 Malik, Marek	D	Vitkovice
		Pick acquired from VAN in Murray Craven trade.
4 84	RW	Roenick, Trevor
5 110		Traded to VAN (Scott Walker) in Murry Craven trade.
5* 115 Pratt, Nolan	D	Portland (WHL)
		Pick acquired from VAN in Kay Whitmore trade.
6 136		Traded to MIN (Rick Mrozik) in Allen Pedersen trade.
7 162		Traded to NYR (Sergei Kondrashkin) in Tim Kerr trade.
8 188	G	Legace, Manny
9 214	LW	Gorenko, Dimitri
10 240	D	Swinson, Wes
11 266 Chibiryev, Igor	LW	Fort Wayne (IHL)

NHL DRAFT HISTORY

1994 ENTRY DRAFT (11 ROUNDS)

General Manager: Jim Rutherford | Player Personnel Director: Bruce Haralson

ROUND/OVERALL/PLAYER	POS	TEAM
1 5 O'Neill, Jeff	C	Guelph (OHL)
2 31		Traded to FLA (Jason Podollan) in Chris Pronger trade.
3 57		Traded to PIT (Sven Butenschon) in Frank Pietrangelo trade.
4 83 Domenichelli, Hnat	LW	Kamloops (WHL)
5 109	D	Guelph (OHL)
6 135		Traded to NYR (Yuri Litvinov) in Darren Turcotte trade.
7 161		Traded to PIT (Serge Aubin) in Frank Pietrangelo trade.
8 187	C	St. Joseph H.S.
9 213	D	Harvard (ECAC)
9* 230	RW	Detroit (OHL)
		Pick acquired from TOR in Ken Belanger trade.
10 239	G	Westminster
11 265	LW	Niagara (OHL)

1995 ENTRY DRAFT (9 ROUNDS)

General Manager: Jim Rutherford | Player Personnel Director: Sheldon Ferguson

ROUND/OVERALL/PLAYER	POS	TEAM
1 9		Traded to BOS (Kyle McLaren) in Glen Wesley trade.
1* 13 Giguere, J.S.	G	Halifax (QMJHL)
		Pick acquired from NYR in Pat Verbeek trade.
2 35	D	Dynamo Moscow
3 61		Traded to CHI in Jocelyn Lemieux trade. Pick transferred to VAN (Larry Courville).
4* 85	C	Oshawa (OHL)
		Pick acquired from LA in Jan. Vopat trade.
4 87 Kapanen, Sami	LW	HIFK Helsinki
5 113	D	Spokane (WHL)
6 139		Traded to TOR (Doug Bonner) in Ted Crowley trade.
7 165 Ritchie, Byron	LW	Lethbridge (WHL)
8 191	RW	Detroit (OHL)
9 217 Rucinski, Mike	D	Detroit (OHL)

1996 ENTRY DRAFT (9 ROUNDS)

General Manager: Jim Rutherford | Player Personnel Director: Sheldon Ferguson

ROUND/OVERALL/PLAYER	POS	TEAM
1 8		Traded to BOS (Johnathan Aitken) in Glen Wesley trade.
2 34	LW	Medicine Hat (WHL)
3 61	LW	CSKA Moscow
4 88 MacDonald, Craig	C	Harvard (ECAC)
4* 104	C	Detroit (OHL)
		Pick acquired from NYR in Pat Verbeek trade.
5 116	D	McMahon, Mark
6 143	G	Kitchener (OHL)
7 171 Kuznik, Greg	D	Tri-City (WHL)
8 197	LW	Seattle (WHL)
9 223 Adams, Craig	RW	Calgary (WHL)
9* 231	LW	Harvard (ECAC)
		Rakhmatullin, Ashkat
		Pick acquired from TB in Jeff Reese trade.

1997 ENTRY DRAFT (9 ROUNDS)

General Manager: Jim Rutherford | Player Personnel Director: Sheldon Ferguson

ROUND/OVERALL/PLAYER	POS	TEAM
1 8		Traded to BOS (Sergei Samsonov) in Glen Wesley trade.
1* 22	D	Tselios, Nikos Belleville (OHL)
		Pick acquired from DET in Brendan Shanahan trade.
1* 23		Pick acquired from PHI in Paul Coffey trade. Traded to SJ (Scott Hannan) for 1997 second round pick (Brad DeFauw) and 1998 third round pick.
2* 28	LW	Defauw, Brad North Dakota (WCHCA)
		Pick acquired from SJ in draft day position swap at 1997 NHL Draft.
2* 51		Pick acquired from NJ in Jocelyn Lemieux trade. Traded to CGY in Steve Chiasson trade.
2 34		Pick traded to VAN (Ryan Bonni) in Jeff Brown trade.
3 62		Traded to PHI (Kris Mallette) in Paul Coffey trade.
3* 80	D	Lessard, Francis Val D'Or (QMJHL)
		Pick acquired from CGY in Hnat Domenichelli trade. CGY had acquired the pick from COL.
4 88	RW	Willis, Shane Lethbridge (WHL)
5 115		Traded to NYI (Adam Edinger) in Derek King trade.
6 142	D	Dafoe, Kyle Owen Sound (OHL)
7 169	C	Merrick, Andrew Michigan (WCHA)
		Pick traded to PHI in Kevin Dineen trade. Pick reacquired from PHI in Paul Coffey trade.
8* 195	LW	Nordgren, Niklas Modo Ornskoldsvik
		NHL Compensatory pick for Scott Daniels signing by PHI.
8 199	D	Fitzgerald, Randy Detroit (OHL)
9 225	C	McDonnell, Kent Guelph (OHL)

1998 ENTRY DRAFT (9 ROUNDS)

General Manager: Jim Rutherford | Player Personnel Director: Sheldon Ferguson

ROUND/OVERALL/PLAYER	POS	TEAM
1 11	RW	Jeff Heerema Sarnia (OHL)
2 39		Traded to New Jersey (later traded to Dallas-Stars selected John Erskine) in Jeff Brown trade.
3 70	D	Kevin Holdridge Plymouth (OHL)
		Pick acquired from San Jose in draft pick trade of 1997
3* 62		Pick acquired from Vancouver in Jeff Brown trade.
		Pick traded to Calgary in Steve Chiasson trade (Paul Manning).
3* 71	LW	Erik Cole Clarkson (ECAC)
4* 91	C	Josef Vasicek Slavia Praha Jr (Czech.)
		Pick acquired from Anaheim in Mark Janssens trade.
4* 93	RW	Tommy Westlund Sweden
		Pick acquired from the New York Rangers in Jason Muzzatti trade.
4 97	G	Chris Madden Guelph (OHL)
5 126		Traded to Chicago (later traded to Toronto-Leafs select Morgan Warren) in Enrico Ciccone trade.
6 157		Traded to St. Louis (Brad Voht) in Steve Leach trade.
7 184	C	Donald Smith Clarkson (ECAC)
8* 208	RW	Jaroslav Svoboda Czech.
		Pick acquired from Toronto in Kelly Chase trade.
8 211	C	Mark Kosick Michigan (CCHA)
9 239	C	Brent McDonald Red Deer (WHL)

1999 ENTRY DRAFT (9 ROUNDS)

General Manager: Jim Rutherford | Player Personnel Director: Sheldon Ferguson

ROUND/OVERALL/PLAYER	POS	TEAM
1 16	D	David Tanabe Wisconsin (WCHA)
2 49	C	Bret Lysak Regina (WHL)
3 84	D	Brad Fast Prince George (BCJHL)
4 113	LW	Ryan Murphy Bowling Green (CCHA)
4* 121		Pick acquired from Toronto in Jeff Brown trade. Pick traded to Nashville in Eric Fichaud trade (Yevgeny Pavlov).
5 142		Pick traded to Colorado in Randy Petruk trade. Colorado selected William Magnuson.
6 174	LW	Damian Surma Plymouth (OHL)
7 202	D	Jim Baxter Oshawa (OHL)
8 231	RW	David Evans Clarkson (ECAC)
8 237	G	Antti Jokela Finland
		Pick acquired from Philadelphia in Francis Lessard trade.
9 259	C	Yauheni Kurylin Belarus

2000 ENTRY DRAFT (9 ROUNDS)

General Manager: Jim Rutherford | Player Personnel Director: Sheldon Ferguson

ROUND/OVERALL/PLAYER	POS	TEAM
1 14		Pick traded to Colorado in Sandis Ozolinsh trade (Vaclav Nedorost).
2* 32	Tomas Kurka LW	Plymouth (OHL)
		Pick acquired from Colorado in Sandis Ozolinsh trade
2 47		Pick traded to Colorado in Sandis Ozolinsh trade (Jared Aulin).
2* 63		Pick acquired from Philadelphia in Rod Brind'Amour trade.
		Pick traded to Colorado in Sandis Ozolinsh trade (Argis Saviels).
3 80	Ryan Bayda LW	North Dakota (WCHA)
4* 90	Niclas Wallin D	Brynäs Gavle (Sweden)
		Pick acquired from Atlanta in draft day trade.
4* 108		Pick acquired from Anaheim in Dave Karpa trade. Pick traded to Atlanta in draft day trade (Blake Robson).
4 110	Jared Newman D	Plymouth (OHL)
5* 147		Pick acquired as compensation for Ray Sheppard. Pick traded to Atlanta in draft day trade (Matt McRae).
5* 148		Pick traded to Philadelphia in Rod Brind'Amour trade. Pick later traded to NY Islanders in Gino Odjick trade. (Kristofer Ottoson).
6 181	Justin Forrest D	US National U-18.
7 212	Magnus Kahnberg F	Frolunda (Sweden)
8* 235	Craig Kowalski G	Compuware (NAHL)
		Compensatory pick for Kevin Dineen.
8 244		Pick traded to Atlanta in draft day trade (Eric Bowen).
9 276	Troy Ferguson C	Michigan State (CCHA)

2001 ENTRY DRAFT (9 ROUNDS)

General Manager: Jim Rutherford | Player Personnel Director: Sheldon Ferguson

ROUND/OVERALL/PLAYER	POS	TEAM
1 15	Igor Knyazev D	Spartak (Russia)
2 46	Michael Zigomanis C	Kingston (OHL)
3* 79		Pick traded to the Minnesota Wild in the Scott Pellerin trade.
		Pick later traded to the NY Rangers (Garth Murray).
3* 91	Kevin Estrada F	Chilliwack (BCJHL)
		Compensatory pick for Gary Roberts.
4* 110	Rob Zepp G	Plymouth (OHL)
		Pick acquired from Philadelphia for a third-round pick in 2002.
4* 113		Pick traded to NY Rangers in Rob DiMaio, Darren Langdon trade (Bryce Lampman).
5* 149		Pick traded to Colorado in Chris Dingman trade (Mikko Viitanen).
6 181	Daniel Boisclair G	Cape Breton (QMJHL)
7 211	Sean Curry D	Tri-City (WHL)
8 244	Carter Trevisani D	Ottawa (OHL)
9 274	Peter Reynolds D	North Bay (OHL)

2002 ENTRY DRAFT (9 ROUNDS)

General Manager: Jim Rutherford | Player Personnel Director: Sheldon Ferguson

ROUND/OVERALL/PLAYER	POS	TEAM
1 25	Cam Ward G	Red Deer (WHL)
2 58		Pick traded to Detroit in Aaron Ward trade (Jiri Hudler).
3* 91	Jesse Lane D	Hull (QMJHL)
		Pick traded to Philadelphia for a fourth-round pick in 2001 (Rob Zepp). Re-acquired by Carolina for a sixth-round pick in 2002 and a third-round pick in 2003.
4* 124		Pick traded to St. Louis in the Sean Hill deal. Later traded to Atlanta (Lane Manson).
5* 155		Pick acquired as compensation for Scott Pellerin. Pick traded to Minnesota (Armands Berzins).
5 160	Daniel Manzato G	Victoriaville (QMJHL)
6* 174		Pick acquired as compensation for Rob DiMaio. Pick traded to Tampa Bay (Karri Akkanen) for a fourth-round pick in 2003.
6* 192		Pick traded to Philadelphia (Nikita Korovkin) along with third-round pick in 2003 for a third-round pick in 2002.
7 224	Adam Taylor C	Kootenay (WHL)
8* 255		Pick traded to Tampa Bay (Ryan Craig) for a fourth-round pick in 2003.
8* 256		Pick acquired from Philadelphia. Pick traded to Tampa Bay (Darren Reid) for a fourth-round pick in 2003.
9 286		Pick traded to Tampa Bay (Alexei Glukhov) for a fourth-round pick in 2003.

2003 ENTRY DRAFT (9 ROUNDS)

General Manager: Jim Rutherford | Player Personnel Director: Sheldon Ferguson

ROUND/OVERALL/PLAYER	POS	TEAM
1 2	Eric Staal C	Peterborough (OHL)
2 31	Danny Richmond D	Michigan (CCHA)
3* 69		Pick traded to Philadelphia (Colin Fraser) along with Carolina's sixth-round pick in 2002 (Nikita Korovkin) in exchange for Carolina's 2002 third-round pick (Jesse Lane), which was previously traded to Philadelphia.
4 102	Aaron Dawson D	Peterborough (OHL)
4* 126	Kevin Nastiuk G	Medicine Hat (WHL)
		Pick acquired from Toronto in exchange for Tom Barrasso.
4* 130	Matej Trojovský D	Regina (WHL)
		Pick acquired from Tampa Bay in exchange for the Hurricanes' sixth-round pick, two eighth-round picks and ninth-round pick in the 2002 NHL Entry Draft.
5* 137	Tyson Strachan D	Vernon (BCJHL)
		Pick acquired as compensation for Martin Gelinas
5 138		Pick traded to Columbus (Arsi Piiapanen) along with Carolina's sixth-round pick in 2003 in exchange for a fourth-round pick in the 2004 NHL Entry Draft.
6 168		Pick traded to Columbus (Lukas Bolf) along with Carolina's fifth-round pick in 2003 in exchange for a fourth-round pick in the 2004 NHL Entry Draft.
7 198	Shay Stephenson LW	Red Deer (WHL)
8 230	Jamie Hoffmann C	Des Moines (USHL)
9 262	Ryan Rorabeck C	Tor. St. Michael's (OHL)

2004 ENTRY DRAFT (9 ROUNDS)

General Manager: Jim Rutherford | Player Personnel Director: Sheldon Ferguson

ROUND/OVERALL/PLAYER	POS	TEAM
1* 4	Andrew Ladd L	Calgary (WHL)
		Pick acquired from Columbus in exchange for Carolina's first-round pick in 2004 and a second-round pick in 2004.
1* 8		Pick traded to Columbus (Alexandre Picard) in draft-day trade.
2 38	Justin Peters G	Tor. St. Michael's (OHL)
2* 59		Pick traded to Columbus (Kyle Wharton) in draft-day trade. Was acquired from Toronto in exchange for Glen Wesley in March 2003.
3* 69	Casey Borer D	St. Cloud St. (WCHA)
		Pick acquired from Colorado in Bob Boughner trade. Colorado acquired pick from Washington along with Steve Konowalchuk in exchange for Bates Battaglia and Jonas Johansson.
3 74		Pick traded to Anaheim (Kyle Klubertanz) in Martin Gerber trade.
4 106		Pick traded to Atlanta (Chad Painchaud) in exchange for Atlanta's third-round pick in 2005.
4* 109	Brett Carson D	Calgary (WHL)
		Pick acquired from Atlanta in exchange for Janie Hurme.
4* 121		Pick traded to Calgary (Kristopher Hogg) for Bob Boughner.
		Pick originally acquired from Columbus in a 2003 draft-day trade. Columbus had previously acquired the pick from New Jersey.
5 137	Magnus Akerlund G	HV 71 Jr. (Swedish Jr.)
6 171		Traded to Philadelphia (Frederik Cabana) in Marty Murray trade.
7 202	Ryan Potttruff D	London (OHL)
8 235	Jonas Fiedler RW	Plymouth (OHL)
9 268	Martin Vagner D	Gatineau (QMJHL)

NHL DRAFT HISTORY

2005 ENTRY DRAFT (7 ROUNDS)

General Manager: Jim Rutherford | Player Personnel Director: Sheldon Ferguson

ROUND/OVERALL/PLAYER	POS	TEAM
1 3 Jack Johnson	D	US National U-18 (USA)
2 58 Nathan Hagemo	D	Univs. of Minnesota (WCHA)
3 64 Joe Barnes	C	Saskatoon (WHL)
3* 69		Pick acquired from Atlanta in exchange for the 106th pick in 2004. Traded to Calgary (Gord Baldwin) in exchange for Mike Commodore.
3* 78		Pick acquired from Phoenix as part of trade for Danny Markov. Later traded to Nashville in exchange for Andrew Hutchinson.
4* 94 Jakub Vojta	D	Sparta Jr. (Czech Jr.)
4* 101		Pick acquired from Dallas in exchange for Jaroslav Svoboda.
4* 101		Pick acquired from Toronto for Ron Francis. Later traded to Columbus for Derrick Walser and a fourth-round pick in 2006.
4 123 Ondrej Otčenáš	LW	Trencin Jr. (Svk Jr.)
5* 128		Pick sent to Calgary (Kevin Lalande) since Colorado re-signed Bob Boughner. Carolina received Colorado's 2005 fifth-round pick in return as part of the Boughner-Chris Bahen trade.
5* 145 Timothy Kunes	D	N.E. JR. Falcons (EJHL)
5* 145		Pick assigned to the Hurricanes as compensation for the loss of Sean Hill to free agency (Florida).
5* 159 Risto Korhonen	D	Karpat Jr. (Fin. Jr.)
5* 159		Pick acquired from Colorado as part of the Bob Boughner trade.
6 192 Nicolas Blanchard	LW	Chicoutimi (QMJHL)
7 198 Kyle Lawson	D	US National U-18 (USA)

2006 ENTRY DRAFT (7 ROUNDS)

General Manager: Jim Rutherford | Player Personnel Director: Sheldon Ferguson

ROUND/OVERALL/PLAYER	POS	TEAM
1* 30		Pick traded to St. Louis in the Doug Weight trade (January 30, 2006) and later traded to New Jersey (Matthew Cormente)
2 63 Jamie McBain	D	U.S. National U-18 (USA)
3 93 Harrison Reed	RW	Sarnia (OHL)
4* 99		Pick acquired from Columbus as part of a 2005 draft-day trade. Pick traded to Chicago as part of trade for Anton Babchuk. Chicago traded the pick to Toronto and Toronto selected James Reimer.
4* 106		Pick acquired from Toronto on draft day 2005 in exchange for Jeff O'Neill and later traded to St. Louis, January 30, 2006 (Reto Berra).
4 123 Bobby Hughes	C	Kingston (OHL)
5 153 Stefan Chaput	C	Lewiston (QMJHL)
6 183 Nick Dodge	RW	Clarkson (ECAC)
7 213 Justin Krueger	D	Penticton (BCHL)

2007 ENTRY DRAFT (7 ROUNDS)

General Manager: Jim Rutherford | Player Personnel Director: Sheldon Ferguson

ROUND/OVERALL/PLAYER	POS	TEAM
1 11 Brandon Sutter	C/RW	Red Deer (WHL)
2* 41		Pick traded to Pittsburgh in Mark Recchi trade (March 9, 2006). Later traded to San Jose and later traded to Philadelphia. Philadelphia selected Kevin Marshall.
3 72 Drayson Bowman	C/LW	Spokane (WHL)
4* 96		Pick acquired from Chicago in Anton Babchuk trade (January 20, 2007). Later traded to St. Louis in Doug Weight trade. St. Louis selected Cade Fairchild.
4 102 Justin McCrae	C	Saskatoon (WHL)
5 132 Chris Terry	LW	Plymouth (OHL)
6 162 Brett Bellemore	D	Plymouth (OHL)
7* 192		Pick traded to Montreal in Michael Leighton trade (June 23, 2007). Montreal selected Scott Kishel.

2008 ENTRY DRAFT (7 ROUNDS)

General Manager: Jim Rutherford | Player Personnel Director: Tony MacDonald

ROUND/OVERALL/PLAYER	POS	TEAM
1 14 Zach Boychuk	C	Lethbridge (WHL)
2 45 Zac Dalpe	C/RW	Penticton (BCHL)
3* 75		Pick traded to NY Rangers in Matt Cullen trade (July 17, 2007). Rangers selected C Evgeny Grachevs.
4 105 Michal Jordan	D	Plymouth (OHL)
5* 135		Pick traded to Columbus in Anson Carter trade (February 23, 2007). Blue Jackets selected RW Tomas Kubalik.
6 165 Mike Murphy	G	Belleville (OHL)
7 195 Samuel Morneau	LW	Baie-Comeau (QMJHL)

2009 ENTRY DRAFT (7 ROUNDS)

General Manager: Jim Rutherford | Player Personnel Director: Tony MacDonald

ROUND/OVERALL/PLAYER	POS	TEAM
1 27 Philippe Paradis	C	Shawinigan (QMJHL)
2* 51 Brian Dumoulin	D	Jr. Monarchs (EJHL)
2* 58		Originally Calgary's pick. Acquired from Los Angeles along with Patrick O'Sullivan for Justin Williams, March 4, 2009. Pick traded to Edmonton in trade for Erik Cole. Edmonton traded pick to Buffalo for Ales Kotalik. Buffalo traded pick to Toronto for Dominic Moore. All trades occurred on March 4, 2009. Toronto selected Jesse Blacker.
3 88 Mattias Lindstrom	LW	Skelleftea (Sweden)
4* 118		Pick traded to Tampa Bay along with Wade Brookbank and Josef Melichar for Jussi Jokinen (February 7, 2009). Tampa Bay traded pick to Toronto (March 4, 2009). Toronto forfeited pick as part of a penalty for violating the CBA in relation to free agent Jonas Frogren (July 4, 2008). The pick was skipped.
5* 131 Matt Kennedy	RW	Guelph (OHL)
5* 148		Pick acquired from Edmonton in Erik Cole trade (March 4, 2009). Pick traded to Nashville for rights to Darcy Hordichuk (June 19, 2008). Nashville traded the pick to Tampa Bay for a fifth-round pick in 2010. Tampa Bay selected Michael Zador.
6 178 Rasmus Rissanen	D	Kalpa Jr. (Fin. Jr.)
7 208 Tommi Kivisto	D	Red Deer (WHL)

2010 ENTRY DRAFT (7 ROUNDS)

General Manager: Jim Rutherford | Player Personnel Director: Tony MacDonald

ROUND/OVERALL/PLAYER	POS	TEAM
1 7 Jeff Skinner	C	Kitchener (OHL)
2 37 Justin Faulk	D	U.S. National U-18 (USA)
2* 46		Pick acquired along with Alexandre Picard from Ottawa in exchange for Matt Cullen, February 12, 2010. Traded to Edmonton in exchange for Riley Nash, June 26, 2010. Edmonton selected Martin Marinčin.
2* 53		Mark Alt D Cretin-Derham (Minn. H.S.)
2* 53		Originally Buffalo's pick. Acquired from San Jose in exchange for Niclas Wallin and Carolina's 2010 fifth-round pick (127th overall). San Jose selected Cody Ferrero.
3 67 Danny Biega	D	Harvard (ECAC)
3* 85 Austin Levi	D	Plymouth (OHL)
3* 85		Pick acquired from Vancouver in exchange for Andrew Alberts, March 3, 2010.
4* 97		Pick traded to Boston along with Patrick Eaves in exchange for Aaron Ward, July 24, 2009. Boston selected Craig Cunningham.
4* 105 Justin Shugg	LW	Windsor (OHL)
4* 105		Originally Boston's pick. Acquired from Anaheim along with Justin Pogge in exchange for Aaron Ward, March 3, 2010.
5* 127		Pick traded to San Jose along with Niclas Wallin in exchange for Buffalo's 2010 second-round pick (53rd overall - Mark Alt).
5* 138		Pick acquired from Nashville when Carolina acquired the rights to Darcy Hordichuk, June 19, 2008, and Hordichuk did not sign. Traded to Phoenix in exchange for Jared Staal, May 13, 2010. Phoenix selected Louie Domingue.
6* 157		Pick traded to NY Rangers along with Washington's 2011 second-round pick in exchange for Bobby Sanguinetti, June 26, 2010. NY Rangers selected Jesper Fasth.
6* 167 Tyler Stahl	D	Chilliwack (WHL)
6* 167		Pick acquired from Colorado along with Cedric LaLonde-McNicoll in exchange for Stephane Yelle, March 3, 2010.
7 187 Frederik Andersen	G	Frederikshavn (Denmark)
7* 206		Pick acquired from Washington in exchange for Scott Walker, March 3, 2010. Traded to Philadelphia in exchange for Jonathan Matsumoto, June 26, 2010. Philadelphia selected Ricard Blidstrand.

2011 ENTRY DRAFT (7 ROUNDS)

General Manager: Jim Rutherford | Player Personnel Director: Tony MacDonald

ROUND/OVERALL/PLAYER	POS	TEAM
1 12 Ryan Murphy	D	Kitchener (OHL)
2 42 Victor Rask	C	Leksand (Sweden Jr.)
2* 57		Pick acquired from Washington along with Brian Pothier and Oskar Osala in exchange for Joe Corvo, March 3, 2010. Pick traded to NY Rangers along with the 157th pick in the 2010 draft in exchange for Bobby Sanguinetti, June 26, 2010. Pick traded to Calgary along with Roman Horak and Rangers' second-round pick in 2011 (45th overall) in exchange for Tim Erixon and Calgary's fifth-round pick in 2011 (134th overall), June 1, 2011. Calgary selected Tyler Wotherspoon.
3 73 Keegan Lowe	D	Edmonton (WHL)
4 103 Gregory Hofmann	C	Ambri (Swiss)
5* 133		Pick traded to Florida along with Ryan Carter in exchange for Cory Stillman, Feb. 24, 2011. Pick traded to Atlanta (Winnipeg) along with Radek Dvorak in exchange for Niclas Bergfors and Patrick Rissmiller, Feb. 28, 2011. Pick traded to San Jose along with Calgary's seventh-round pick in 2011 (194th overall) in exchange for the Sharks' 2011 fourth-round pick (119th overall), June 25, 2011. San Jose selected Sean Kuraly.
6 163 Matt Mahalak	G	Plymouth (OHL)
7 193 Brody Sutter	C	Lethbridge (WHL)

2012 DRAFT (7 ROUNDS)

General Manager: Jim Rutherford | Player Personnel Director: Tony MacDonald

ROUND/OVERALL/PLAYER	POS	TEAM
1* 8		Pick traded to Pittsburgh along with Brandon Sutter and Brian Dumoulin in exchange for Jordan Staal, June 22, 2012. Pittsburgh selected Derrick Pouliot.
2 38 Phillip di Giuseppe	LW	Univ. of Michigan (CCHA)
2* 47 Brock McGinn	LW	Guelph (OHL)
		Acquired from San Jose in exchange for Ian White, Feb. 18, 2011.
3 69 Daniel Altshuller	G	Oshawa (OHL)
4 99 Erik Karlsson	C	Frolunda (Swe. Jr.)
4* 115 Trevor Carrick	D	Mississauga (OHL)
		Acquired from Boston in exchange for Joe Corvo, July 5, 2011.
4* 120 Jacob Slavin	D	Chicago (USHL)
		Acquired from New Jersey along with Joe Sovo in exchange for Alexei Ponikarovsky, Jan. 20, 2012.
5 129 Brendan Woods	LW	Univ. of Wisconsin (WCHA)
6 159 Collin Olson	G	USA (USHL)
7 189 Brendan Collier	LW	Malden Catholic (Mass. HS)

2013 DRAFT (7 ROUNDS)

General Manager: Jim Rutherford | Player Personnel Director: Tony MacDonald

ROUND/OVERALL/PLAYER	POS	TEAM
1 5 Elias Lindholm	C/RW	Brynäs (Sweden)
2* 35		Pick traded to Buffalo along with Jamie McBain in exchange for Andrej Sekera, June 30, 2013. Buffalo selected J.T. Compher.
3 66 Brett Pesce	D	New Hampshire (HE)
4* 96		Pick traded to Los Angeles along with Anthony Stewart and a 2014 sixth-round pick in exchange for Kevin Westgarth, Jan. 13, 2013. Los Angeles later traded the pick to Edmonton on June 30, 2013, in a multi-pick trade. Edmonton selected Kyle Platzer.
5 126 Brent Pedersen	LW	Kitchener (OHL)
6 156 Tyler Ganly	D	Sault Ste. Marie (OHL)
7* 186		Pick traded to Tampa Bay along with Adam Hall in exchange for Marc-Andre Bergeron, April 2, 2013. Tampa Bay selected Joel Vermin.

2014 DRAFT (7 ROUNDS)

General Manager: Ron Francis | Player Personnel Director: Tony MacDonald

ROUND/OVERALL/PLAYER	POS	TEAM
1 7 Haydn Fleury	D	Red Deer (WHL)
2 37 Alex Nedeljkovic	G	Plymouth (OHL)
3 67 Warren Foegele	LW	St. Andrews (CISAA)
4* 96 Josh Wesley	D	Plymouth (OHL)
		Acquired from Vancouver along with Kellan Tochkin in exchange for Zac Dalpe and Jeremy Welsh, Sept. 29, 2013.
4 97 Lucas Wallmark	C	Lulea (SHL)
5 127 Clark Bishop	C	Cape Breton (QMJHL)
6* 157		Pick traded to Los Angeles along with a 2013 fourth-round pick and Anthony Stewart in exchange for Kevin Westgarth, Jan. 13, 2013. Los Angeles selected Jake Marchment.
7 187 Kyle Jenkins	D	Sault Ste. Marie (OHL)

2015 DRAFT (7 ROUNDS)

General Manager: Ron Francis | Player Personnel Director: Tony MacDonald

ROUND/OVERALL/PLAYER	POS	TEAM
1 5 Noah Hanifin	D	Boston College (HE)
2 35 Sebastian Aho	RW	Karpat (Finland)
3* 66		Pick traded to Vancouver along with Carolina's seventh-round pick in 2016 in exchange for Eddie Lack. Vancouver selected Guillaume Brisebois.
4* 93 Callum Booth	G	Quebec (QMJHL)
		Originally Arizona's pick, acquired by Washington on March 4, 2014 along with Rostislav Klesla and Chris Brown in exchange for Martin Erat and John Mitchell. Carolina acquired the pick from Washington along with Jack Hillen in exchange for Tim Gleason, Feb. 28, 2015.
4 96 Nicolas Roy	C	Chicoutimi (QMJHL)
5 126 Luke Stevens	LW	Noble & Greenough (MA-HS)
5* 138 Spencer Smallman	RW	St. John (QMJHL)
		Pick acquired from Winnipeg along with the Jets' third-round pick in 2016 in exchange for Jiri Tlustý, Feb. 25, 2015. Acquisition of this pick was conditional upon Winnipeg qualifying for the 2015 Stanley Cup Playoffs, which it did. If the Jets had not qualified, Carolina would have received Winnipeg's 2015 sixth-round (168th overall) pick.
6 156 Jake Massie	D	Kimball Union (NH-HS)
6* 169 David Cotton	C	Cushing Academy (MA-HS)
		Originally Ottawa's pick, acquired by Winnipeg on June 28, 2014, in exchange for Winnipeg's seventh-round pick in 2014. Carolina acquired the pick from Winnipeg in exchange for Jay Harrison, Dec. 18, 2014.
7 186 Steven Lorentz	C/LW	Peterborough (OHL)

2016 DRAFT (7 ROUNDS)

General Manager: Ron Francis | Player Personnel Director: Tony MacDonald

ROUND/OVERALL/PLAYER	POS	TEAM
1 13 Jake Bean	D	Calgary (WHL)
1* 21 Julien Gauthier	RW	Val d'Or (QMJHL)
		Carolina acquired Los Angeles' first-round pick, conditionally in either 2015 or 2016, along with Roland McKeown on Feb. 25, 2015, in exchange for defenseman Andrej Sekera. Los Angeles failed to qualify for the 2015 playoffs, thus retaining its 2015 first-round pick and giving Carolina this pick.
2 43 Janne Kuokkanen	C/LW	Karpat Jr. (Fin. Jr.)
2* 50		Originally the New York Rangers' pick acquired by Carolina on Feb. 28, 2016 along with the Rangers' 2017 second-round pick and Aleksii Saarela in exchange for Eric Staal. Carolina traded this pick along with Chicago's 2017 third-round pick (previously acquired by Carolina) to Chicago on June 15, 2016, in exchange for Teuvo Teravainen and Bryan Bickell. Chicago selected Artur Kayumov.
3* 67 Matt Filipe	LW	Cedar Rapids (USHL)
		Pick acquired from Winnipeg along with Ottawa's 2015 sixth-round pick on Feb. 25, 2015, in exchange for Jiri Tlustý.
3 74 Hudson Elynuik	C	Spokane (WHL)
3* 75 Jack Lafontaine	G	Janesville (NAHL)
		Pick acquired from Boston along with Anthony Camara and a 2017 fifth-round pick on Feb. 29, 2016, in exchange for John-Michael Liles.
4 104 Max Zimmer	LW	Chicago (USHL)
5 134 Jeremy Helvig	G	Kingston (OHL)
6 164 Noah Carroll	D	Guelph (OHL)
7* 194		Pick traded to Vancouver along with a 2015 third-round pick on June 27, 2015, in exchange for Eddie Lack. Vancouver selected Brett McKenzie.





FRANCHISE RECORDS

Records in the NHL Including Individual and Team Records

CAREER RECORDS

MOST GAMES

1. Ron Francis	1186
2. Glen Wesley	913
3. Eric Staal	909
4. Kevin Dineen	708
5. Rod Brind'Amour	694
6. Jeff O'Neill	673
7. Adam Burt	626
8. Erik Cole	557
9. Tim Gleason	546
10. Sami Kapanen	520

MOST POINTS

1. Ron Francis	1175
2. Eric Staal	775
3. Kevin Dineen	544
4. Rod Brind'Amour	473
5. Jeff O'Neill	416
6. Pat Verbeek	403
7. Blaine Stoughton	377
8. Geoff Sanderson	369
9. Erik Cole	363
10. Ray Ferraro	351

MOST GOALS

1. Ron Francis	382
2. Eric Staal	322
3. Kevin Dineen	250
4. Blaine Stoughton	219
5. Jeff O'Neill	198
6. Geoff Sanderson	196
7. Pat Verbeek	192
8. Sylvain Turgeon	178
9. Rod Brind'Amour	174
10. Erik Cole	168

MOST ASSISTS

1. Ron Francis	793
2. Eric Staal	453
3. Rod Brind'Amour	299
4. Kevin Dineen	294
5. Andrew Cassels	253
6. Jeff O'Neill	218
7. Ray Whitney	215
8. Pat Verbeek	211
9. Sami Kapanen	203
10. Dave Babych	196

MOST PENALTY MINUTES

1. Kevin Dineen	1439
2. Torrie Robertson	1368
3. Pat Verbeek	1144
4. Ulf Samuelsson	1110
5. Adam Burt	875
6. Paul MacDermid	744
7. Randy Ladouceur	717
8. Mark Janssens	712
9. Ron Francis	684
10. Eric Staal	678

MOST HAT TRICKS

1. Eric Staal	13
2. Ron Francis	9
3. Geoff Sanderson	6
Blaine Stoughton	6
5. Erik Cole	5
Kevin Dineen	5
Ray Ferraro	5
8. Jeff Skinner	4
Mike Rogers	4
Pat Verbeek	4

MOST POWER PLAY GOALS

1. Ron Francis	132
2. Eric Staal	105
3. Pat Verbeek	73
4. Kevin Dineen	71
5. Sylvain Turgeon	68
6. Jeff O'Neill	64
7. Geoff Sanderson	62
8. Rod Brind'Amour	60
9. Ray Ferraro	59
10. Blaine Stoughton	56

MOST SHORTHANDED GOALS

1. Eric Staal	16
2. Dave Tippett	11
3. Rod Brind'Amour	10
4. Kevyn Adams	8
Erik Cole	8
Stewart Gavin	8
Chad LaRose	8
8. Murray Craven	7
Kevin Dineen	7
Ron Francis	7
Keith Primeau	7
Paul Ranheim	7

MOST GOAL SEASONS:

20-GOALS	14	Ron Francis (1981-82 to 1990-91)
	9	Eric Staal
	6	Kevin Dineen
	5	Blaine Stoughton
30-GOALS	5	Eric Staal
	4	Blaine Stoughton, Geoff Sanderson
	3	Ron Francis, Sylvain Turgeon, Kevin Dineen, Jeff O'Neill
40-GOALS	4	Blaine Stoughton
	2	Kevin Dineen, Pat Verbeek, Geoff Sanderson, Eric Staal
50-GOALS	2	Blaine Stoughton

MOST CONSECUTIVE SEASONS:

20-GOALS	10	Ron Francis (1981-82 to 1990-91)
	7	Eric Staal (2005-06 to 2011-12)
	6	Kevin Dineen (1984-85 to 1990-91)
	5	Blaine Stoughton (1979-80 to 1983-84)
		Pat Verbeek (1989-90 to 1993-94)
30-GOALS	4	Eric Staal (2005-06 to 2008-09)
		Blaine Stoughton (1979-80 to 1982-83)
	3	Jeff O'Neill (2000-01 to 2002-03)
40-GOALS	4	Blaine Stoughton (1979-80 to 1982-83)

MOST GOALS IN A SEASON:

Overall	56	Blaine Stoughton, 1979-80
Defense	20	Zarley Zalapski, 1991-92
Center	45	Eric Staal, 2005-06
Left Wing	46	Geoff Sanderson, 1992-93
Right Wing	56	Blaine Stoughton, 1979-80
Rookie	40	Sylvain Turgeon, 1983-84

MOST POINTS IN A SEASON:

Overall	105	Mike Rogers, 1979-80, 1980-81
Defense	69	Dave Babych, 1985-86
Center	105	Mike Rogers, 1979-80, 1980-81
Left Wing	89	Geoff Sanderson, 1992-93
Right Wing	100	Blaine Stoughton, 1979-80
Rookie	72	Sylvain Turgeon, 1983-84

MOST ASSISTS IN A SEASON:

Overall	69	Ron Francis, 1989-90
Defense	56	Mark Howe, 1979-80
Center	69	Ron Francis, 1989-90
Left Wing	55	Cory Stillman, 2005-06
Right Wing	45	Pat Verbeek, 1989-90
Goaltender	6	Sean Burke, 1995-96
Rookie	43	Ron Francis, 1981-82

MOST PENALTY MINUTES IN A SEASON:

Overall	358	Torrie Robertson, 1985-86
Defense	199	Ed Hospodar, 1982-83
Center	237	Mark Janssens, 1992-93
Left Wing	358	Torrie Robertson, 1985-86
Right Wing	246	Marc Potvin, 1993-94
Goaltender	33	Jason Muzzatti, 1995-96
Rookie	254	Scott Daniels, 1995-96

SINGLE SEASON HIGHS:

Power Play Goals	21	Geoff Sanderson, 1992-93
Shorthanded Goals	5	Kevyn Adams, 2003-04
Game Winning Goals	9	Blaine Stoughton, 1979-80
		Erik Cole, 2010-11
Hat Tricks	4	Eric Staal, 2008-09
Hat Tricks by a Rookie	2	Ray Ferraro, 1984-85

MOST CONSECUTIVE GAMES WITH:

POINTS	18	Mike Rogers, 11/22/1980-01/02/1981 (19g, 20a)
		<i>NOTE: Streak was longest by an NHL player that season.</i>
	17	Mike Rogers, 02/18-03/22/1980 (12g, 17a)
GOALS	9	Pierre Larouche, 01/25-02/13/1982 (10g)
	7	Ray Ferraro, 02/09-23/1989 (9g)
	6	Keith Primeau, 12/30/1997-01/08/1998 (6g)
	6	Ray Sheppard, 11/14-25/1998 (7g)
ASSISTS	11	Eric Staal, 2/10-3/6/2012 (14a)
		<i>NOTE: Streak was longest by an NHL player that season.</i>
	10	Dave Keon, 11/17-12/07/1979 (12a)
	9	Mike Rogers, 12/07-27/1980 (14a)
		Blaine Stoughton, 01/25-02/13/1982 (12a)
	8	Rod Brind'Amour, 02/18-02/01/2001 (10a)
		Matt Cullen, 10/22-11/8/07 (12a)
	7	Keith Primeau, 02/01-03/06/1998 (7a)
	7	Jeff O'Neill, 10/11-30/2002 (7a)
	7	Cory Stillman, 12/15/2005-01/07/2006 (7a)

NHL CAREER GOALTENDING LEADERS:

** Minimum 15 Games Played **

	GP	MINS	GA	GAA	W-L-T	SO
1. Trevor Kidd	72	4,043	158	2.34	28-31-9	5
2. Kevin Weekes	119	6,852	275	2.41	39-54-20	11
3. Arturs Irbe	309	17,815	741	2.50	130-121-44	20
4. Anton Khudobin	70	4,005	167	2.50	27-31-7	2
5. Tom Barrasso	34	1,908	83	2.61	13-12-5	2
6. Cam Ward	564	32,359	1,454	2.70	269-208-68	23
7. Martin Gerber	60	3,493	162	2.78	38-14-6	3
8. Eddie Lack	34	1,920	90	2.81	12-14-6	2
9. Manny Legace	28	1,472	69	2.81	10-7-5	1
10. Justin Peters	68	3,703	188	3.05	22-31-8	3
11. Sean Burke	281	15,893	819	3.09	107-131-29	11
12. Jeff Reese	37	1,838	96	3.13	8-17-4	2
13. Dan Ellis	19	997	52	3.13	6-8-2	1
14. Daryl Reaugh	20	1,010	53	3.15	7-7-1	1
15. John Grahame	45	2,364	125	3.17	15-20-3	0
16. Michael Leighton	29	1,537	82	3.20	8-12-2	0
17. Jason Muzzatti	52	2,604	140	3.23	13-21-8	1
18. Peter Sidorkiewicz	178	10,346	575	3.33	71-79-24	8
19. Mike Liut	252	14,705	823	3.36	115-111-19	13
20. Kay Whitmore	75	4,039	243	3.61	23-33-10	3
21. Al Smith	30	1,754	107	3.66	11-10-8	2
22. Steve Weeks	94	5,286	324	3.68	42-42-6	4
23. Frank Pietrangelo	44	2,663	182	4.10	12-27-3	0
24. Mario Gosselin	23	1,106	78	4.23	5-13-1	0
25. Greg Millen	219	12,963	919	4.25	62-120-33	4
26. John Garrett	122	7,088	506	4.28	36-57-27	0
27. Mike Veisor	69	3,809	309	4.87	17-37-9	3

NHL INDIVIDUAL GAME RECORDS

SINGLE GAME HIGHS FOR:

MOST GOALS	4	Jordy Douglas, Feb. 3, 1980 – In a 5-3 win vs. NY Islanders at Springfield
.....	Ron Francis, Feb. 12, 1984 – In an 11-0 win vs. Edmonton
.....	Eric Staal, Mar. 7, 2009 – In a 9-3 win at Tampa Bay
MOST ASSISTS	6	Ron Francis, Mar. 5, 1987 – In a 10-2 win vs. Boston
MOST POINTS	6	Paul Lawless, Jan. 4, 1987 – In an 8-3 win vs. Toronto (2g, 4a)
.....	Ron Francis, Mar. 5, 1987 – In a 10-2 win vs. Boston (6a)
.....	Ron Francis, Oct. 8, 1989 – In a 9-6 win at Quebec (3g, 3a)
.....	Eric Staal, Mar. 7, 2009 – In a 9-3 win at Tampa Bay
MOST SHOTS	13	Jeff Skinner , Mar. 13, 2014 - In a 4-2 win vs. Buffalo
MOST PENALTY MINUTES	42	Ed Kastelic, Nov. 10, 1990 – In a 3-2 OT win at Minnesota
.....	He received a minor, 2 majors, a misconduct and 2 game misconducts
.....	Nick Kypreos, Dec. 11, 1992 – In a 9-3 loss at Buffalo
.....	He received a minor, 2 majors, 2 misconducts and a game misconduct

ROOKIE SINGLE GAME HIGHS FOR:

MOST GOALS	3	Ray Ferraro, Mar. 29, 1985 – In an 8-7 win vs. Edmonton
.....	Michael Nylander, Apr. 7, 1993 – In a 6-1 win at Ottawa
.....	Erik Cole, Dec. 21, 2001 – In a 5-4 OT win vs. Atlanta
MOST ASSISTS	4	Shane Willis, Jan. 7, 2001 – In a 5-2 win vs. NY Islanders
MOST POINTS	5	Ray Ferraro, Mar. 29, 1985 – In an 8-7 win vs. Edmonton (3g, 2a)
.....	Michael Nylander, Apr. 7, 1993 – In a 6-1 win at Ottawa (3g, 2a)
MOST SHOTS	10	Sylvain Turgeon, Jan. 29, 1984 – In an 5-5 tie vs. Quebec
MOST PENALTY MINUTES	29	Scott Daniels, Jan. 6, 1996 – In a 5-2 loss at Boston
.....	He received a double-minor, a major, a 10-minute misconduct and a game misconduct

NHL RECORDS

OPPONENTS INDIVIDUAL NHL GAME RECORDS

MOST GOALS IN A GAME

5 – Mark Pavelich (NY Rangers), Feb. 23, 1981 in an 11-3 win vs. Hartford; Mats Sundin (Quebec), March 5, 1992 in a 10-4 win at Hartford.

MOST ASSISTS IN A GAME

5 – Owen Nolan (Quebec), March 5, 1992 in a 10-4 win at Hartford; Phil Housley (Winnipeg), Jan. 18, 1993 in an 8-7 win vs. Hartford at Saskatoon; Lyle Odelein (Montreal), Feb. 2, 1994 in a 9-2 win vs. Hartford.

MOST POINTS IN A GAME

7 – Dino Ciccarelli (Washington) (4g, 3a), March 18, 1989 in an 8-2 win at Hartford; Mats Sundin (Quebec) (5g, 2a), March 5, 1992 in a 10-4 win at Hartford.

MOST PENALTY MINUTES IN A GAME

51 – Chris Chelios (Chicago) (3 minors, 1 major, 2 misconducts, 2 game misconducts), Oct. 14, 1993 in a 6-2 loss vs. Hartford. It was the league-high for a player in one game for the season. Chelios also received a four-game suspension and was fined \$500 by the NHL.

TEAM NHL GOALTENDING RECORDS

MOST GAMES

Career **564** *Cam Ward*, 2005-2016
Season 77 Arturs Irbe, 2000-01

MOST MINUTES PLAYED

Career **32,360** *Cam Ward*, 2005-2016
Season 4,405 Arturs Irbe, 2000-01

MOST SHUTOUTS

Career **23** *Cam Ward*, 2005-2016
Season 6 Arturs Irbe, 1998-99, 2000-01
Kevin Weekes, 2003-04; *Cam Ward*, 2008-09

LOWEST GOALS-AGAINST AVERAGE

Career (min. 30 games) 2.34 Trevor Kidd, 1997-99
Season (min. 10 games) 2.17 Trevor Kidd, 1997-98

MOST WINS

Career **269** *Cam Ward*, 2005-2016
Season 39 *Cam Ward*, 2008-09

MOST SAVES

Home 52 Mike Veisor, Nov. 2, 1982 in a 7-6 loss vs. Minnesota
Road 57 *Cam Ward*, Oct. 25, 2008 in a 4-3 win at NY Islanders

LONGEST SHUTOUT SEQUENCE (INDIVIDUAL)

Home 187:58 Sean Burke, Jan. 2-24, 1994. Includes 4-0 shutout vs. Winnipeg on Jan. 5 and 6-0 shutout vs. NY Islanders on Jan. 8
Road 234:28 Trevor Kidd, March 28-April 8, 1998. Includes shutouts against New Jersey (4-0), Montreal (1-0) and Boston (3-0)
Overall 219:20 Trevor Kidd, March 28-April 8, 1998. Includes shutouts over New Jersey (4-0), Montreal (1-0) and Boston (3-0)

LONGEST SHUTOUT SEQUENCE (TEAM)

Home 158:05 Jan. 2-19, 1994. Includes 4-0 shutout vs. Winnipeg on Jan. 5 and 6-0 shutout vs. NY Islanders on Jan. 8
Road 234:28 March 28-April 8, 1998. Includes shutouts over New Jersey (4-0), Montreal (1-0) and Boston (3-0)
Overall 219:21 March 28-April 8, 1998. Includes shutouts over New Jersey (4-0), Montreal (1-0) and Boston (3-0)

BEST WINNING PERCENTAGE

Career (min. 60 decis.) **.556** *Cam Ward (269-208-68)*, 2005-2016
Season (min. 10 decis.) .707 Martin Gerber (38-14-6), 2005-06

MOST CONSECUTIVE GAMES PLAYED

40 – Arturs Irbe, Nov. 4, 2000-Feb. 7, 2001 (21-15-3)

LONGEST UNDEFEATED STREAK

9 – Arturs Irbe, Dec. 31, 2000-Jan. 18, 2001 (7W, 2T)
9 – *Cam Ward*, March 18-April 7, 2009 (9W)

LONGEST WINNING STREAK

9 – *Cam Ward*, March 18-April 7, 2009

LONGEST WINLESS STREAK

12 – Peter Sidorkiewicz, Jan. 4-Feb. 19, 1992 (7L, 5T)
Jeff Reese, Dec. 4, 1993-April 7, 1994 (9L, 3T)

LONGEST LOSING STREAK

11 – Kevin Weekes, Dec. 27, 2002-Feb. 11, 2003

LEADERS BY SEASON

SEASON	GOAL SCORING	ASSISTS	TOTAL POINTS
1972-73 (WHA)	53—WEBSTER, Tom	61—CAFFERY, Terry	103—WEBSTER, Tom
1973-74 (WHA)	43—WEBSTER, Tom	48—FRENCH, John	72—FRENCH, John
1974-75 (WHA)	40—WEBSTER, Tom	40—FRENCH, John	74—CARLETON, Wayne
1975-76 (WHA)	35—BACKSTROM, Ralph	50—WEBSTER, Tom	83—BACKSTROM, Ralph
1976-77 (WHA)	40—ANTONOVICH, Mike	63—KEON, Dave	90—KEON, Dave
1977-78 (WHA)	34—HOWE, Gordie	62—HOWE, Gordie	96—HOWE, Gordie
1978-79 (WHA)	42—HOWE, Mark	65—HOWE, Mark	107—HOWE, Mark
1979-80 (NHL)	56—STOUGHTON, Blaine*	61—ROGERS, Mike	105—ROGERS, Mike*
1980-81 (NHL)	43—STOUGHTON, Blaine	65—ROGERS, Mike	105—ROGERS, Mike*
1981-82 (NHL)	52—STOUGHTON, Blaine	45—HOWE, Mark	91—STOUGHTON, Blaine
1982-83 (NHL)	45—STOUGHTON, Blaine	59—FRANCIS, Ron	90—FRANCIS, Ron
1983-84 (NHL)	40—TURGEON, Sylvain	60—FRANCIS, Ron	87—JOHNSON, Mark
1984-85 (NHL)	31—TURGEON, Sylvain	57—FRANCIS, Ron	81—FRANCIS, Ron
1985-86 (NHL)	45—TURGEON, Sylvain	55—BABYCH, Dave	79—TURGEON, Sylvain
1986-87 (NHL)	40—DINEEN, Kevin	63—FRANCIS, Ron	93—FRANCIS, Ron
1987-88 (NHL)	27—WILSON, Carey	50—FRANCIS, Ron	75—FRANCIS, Ron
1988-89 (NHL)	45—DINEEN, Kevin	48—FRANCIS, Ron	89—DINEEN, Kevin
1989-90 (NHL)	44—VERBEEK, Pat	69—FRANCIS, Ron*	101—FRANCIS, Ron
1990-91 (NHL)	43—VERBEEK, Pat	71—CULLEN, John (63 with Pit.)	110—CULLEN, John (94 with Pit.)
1991-92 (NHL)	27—CRAVEN, Murray (3 with Phi.)	51—CULLEN, John	77—CULLEN, John
1992-93 (NHL)	46—SANDERSON, Geoff	65—CASSELS, Andrew	89—SANDERSON, Geoff
1993-94 (NHL)	41—SANDERSON, Geoff	42—CASSELS, Andrew	75—VERBEEK, Pat
1994-95 (NHL)	18—SANDERSON, Geoff	30—CASSELS, Andrew	37—CASSELS, Andrew
1995-96 (NHL)	44—SHANAHAN, Brendan	47—BROWN, Jeff (16 with Van.)	78—SHANAHAN, Brendan
1996-97 (NHL)	36—SANDERSON, Geoff	44—CASSELS, Andrew	67—SANDERSON, Geoff
1997-98 (NHL)	26—KAPANEN, Sami —PRIMEAU, Keith	37—KAPANEN, Sami —PRIMEAU, Keith	63—KAPANEN, Sami —PRIMEAU, Keith
1998-99 (NHL)	30—PRIMEAU, Keith	35—KAPANEN, Sami	62—PRIMEAU, Keith
1999-00 (NHL)	25—O'NEILL, Jeff	50—FRANCIS, Ron	73—FRANCIS, Ron
2000-01 (NHL)	41—O'NEILL, Jeff	50—FRANCIS, Ron	67—O'NEILL, Jeff
2001-02 (NHL)	31—O'NEILL, Jeff	50—FRANCIS, Ron	77—FRANCIS, Ron
2002-03 (NHL)	30—O'NEILL, Jeff	35—FRANCIS, Ron	61—O'NEILL, Jeff
2003-04 (NHL)	19—VASICEK, Josef	33—WILLIAMS, Justin (20 with Phi.)	45—VASICEK, Josef
2005-06 (NHL)	45—STAAL, Eric	55—STAAL, Eric —STILLMAN, Cory	100—STAAL, Eric
2006-07 (NHL)	33—WILLIAMS, Justin	56—BRIND'AMOUR, Rod	83—WHITNEY, Ray
2007-08 (NHL)	38—STAAL, Eric	44—STAAL, Eric	82—STAAL, Eric
2008-09 (NHL)	40—STAAL, Eric	53—WHITNEY, Ray	77—WHITNEY, Ray
2009-10 (NHL)	30—JOKINEN, Jussi	41—STAAL, Eric	70—STAAL, Eric
2010-11 (NHL)	33—STAAL, Eric	43—STAAL, Eric	76—STAAL, Eric
2011-12 (NHL)	24—STAAL, Eric	46—STAAL, Eric	70—STAAL, Eric
2012-13 (NHL)	23—TLUSTY, Jiri	35—STAAL, Eric	53—STAAL, Eric
2013-14 (NHL)	33—SKINNER, Jeff	40—STAAL, Eric	61—STAAL, Eric
2014-15 (NHL)	23—STAAL, Eric	34—FAULK, Justin	54—STAAL, Eric
2015-16 (NHL)	28—SKINNER, Jeff	28—LINDHOLM, Elias —STAAL, Jordan	51—SKINNER, Jeff

SEASON	GAME WINNING GOALS	POWER PLAY GOALS	SHORTHANDED GOALS
1972-73 (WHA)	7—CAFFERY, Terry	12—WEBSTER, Tom	4—EARL, Tom
1973-74 (WHA)	9—WEBSTER, Tom	9—BLACKBURN, Don	2—CHARLEBOIS, Bob
1974-75 (WHA)	9—WEBSTER, Tom	7—BLACKBURN, Don —WEBSTER, Tom	2—SWAIN, Garry
1975-76 (WHA)	11—WEBSTER, Tom	12—PLEAU, Larry	6—EARL, Tom
1976-77 (WHA)	6—ANTONOVICH, Mike	12—LYLE, George	3—McKENZIE, John
1977-78 (WHA)	8—HOWE, Gordie	16—HOWE, Gordie	5—KEON, Dave
1978-79 (WHA)	6—LACROIX, Andre	13—HOWE, Mark	6—HOWE, Mark
1979-80 (NHL)	9—STOUGHTON, Blaine*	16—STOUGHTON, Blaine	2—ROGERS, Mike —STOUGHTON, Blaine —HOWE, Mark
1980-81 (NHL)	6—STOUGHTON, Blaine	10—ROGERS, Mike —STOUGHTON, Blaine	4—ROGERS, Mike
1981-82 (NHL)	4—STOUGHTON, Blaine —SULLIMAN, Doug	14—LAROUCHE, Pierre	1—Six Players
1982-83 (NHL)	8—STOUGHTON, Blaine	10—STOUGHTON, Blaine	3—JOHNSON, Mark
1983-84 (NHL)	5—FRANCIS, Ron —NEUFELD, Ray	18—TURGEON, Sylvain	2—QUENNEVILLE, Joel
1984-85 (NHL)	4—MALONE, Greg	12—NEUFELD, Ray	4—DINEEN, Kevin
1985-86 (NHL)	8—DINEEN, Kevin	14—FERRARO, Ray	3—Four Players
1986-87 (NHL)	7—FRANCIS, Ron —DINEEN, Kevin	14—FERRARO, Ray	3—TIPPETT, Dave
1987-88 (NHL)	8—WILSON, Carey	13—TURGEON, Sylvain	3—GAVIN, Stewart
1988-89 (NHL)	7—FERRARO, Ray	20—DINEEN, Kevin	2—TIPPETT, Dave
1989-90 (NHL)	5—FRANCIS, Ron —VERBEEK, Pat —YOUNG, Scott	15—FRANCIS, Ron	2—Four Players
1990-91 (NHL)	5—VERBEEK, Pat	15—VERBEEK, Pat	1—Five Players
1991-92 (NHL)	4—CRAVEN, Murray	13—BROWN, Rob	4—CRAVEN, Murray
1992-93 (NHL)	6—VERBEEK, Pat	21—SANDERSON, Geoff*	3—CASSELS, Andrew
1993-94 (NHL)	6—SANDERSON, Geoff	15—VERBEEK, Pat —SANDERSON, Geoff	1—Seven Players (Paul Ranheim had 2, both with CHI)
1994-95 (NHL)	4—SANDERSON, Geoff	4—SANDERSON, Geoff —RICE, Steven —CARSON, Jimmy	1—TURCOTTE, Darren —KRON, Robert —NIKOLISHIN, Andrei
1995-96 (NHL)	7—SANDERSON, Geoff	17—SHANAHAN, Brendan	2—SHANAHAN, Brendan —SANDERSON, Geoff
1996-97 (NHL)	4—KRON, Robert —DINEEN, Kevin —SANDERSON, Geoff	12—SANDERSON, Geoff	3—PRIMEAU, Keith —RANHEIM, Paul

LEADERS BY SEASON

SEASON	GAME WINNING GOALS	POWER PLAY GOALS	SHORTHANDED GOALS
1997-98 (NHL)	5—KAPANEN, Sami	7—PRIMEAU, Keith —O'NEILL, Jeff	3—PRIMEAU, Keith
1998-99 (NHL)	7—KAPANEN, Sami	9—PRIMEAU, Keith	2—RANHEIM, Paul
1999-00 (NHL)	7—O'NEILL, Jeff	12—ROBERTS, Gary	1—KRON, Robert —BRIND'AMOUR, Rod —WESTLUND, Tommy
2000-01 (NHL)	6—WILLIS, Shane	17—O'NEILL, Jeff	2—OZOLINSH, Sandis —DIMAIIO, Rob
2001-02 (NHL)	6—O'NEILL, Jeff	14—FRANCIS, Ron	2—BRIND'AMOUR, Rod
2002-03 (NHL)	7—O'NEILL, Jeff	11—O'NEILL, Jeff	2—COLE, Erik
2003-04 (NHL)	5—VASICEK, Josef	7—O'NEILL, Jeff	5—ADAMS, Kevyn*
2005-06 (NHL)	8—COLE, Erik	19—BRIND'AMOUR, Rod —STAAL, Eric	4—STAAL, Eric —WILLIAMS, Justin
2006-07 (NHL)	8—WILLIAMS, Justin	12—STAAL, Eric —WILLIAMS, Justin	2—BRIND'AMOUR, Rod —COMMODORE, Mike —LaROSE, Chad —WILLIAMS, Justin
2007-08 (NHL)	7—STAAL, Eric	14—STAAL, Eric	2—WALKER, Scott
2008-09 (NHL)	8—STAAL, Eric	14—STAAL, Eric	2—CULLEN, Matt 2—LaROSE, Chad
2009-10 (NHL)	6—JOKINEN, Jussi	13—STAAL, Eric	2—KOSTOPOULOS, Tom
2010-11 (NHL)	9—COLE, Erik	12—STAAL, Eric	3—STAAL, Eric
2011-12 (NHL)	5—LaROSE, Chad —SKINNER, Jeff	7—STAAL, Eric	3—STAAL, Eric —SUTTER, Brandon
2012-13 (NHL)	4—STAAL, Eric	5—SKINNER, Jeff	1—DWYER, Patrick —FAULK, Justin —STAAL, Eric
2013-14 (NHL)	6—SKINNER, Jeff	11—SKINNER, Jeff	2—DWYER, Patrick —GERBE, Nathan —STAAL, Eric —TLUSTY, Jiri
2014-15 (NHL)	4—STAAL, Eric —FAULK, Justin —LINDHOLM, Elias	7—STAAL, Eric —FAULK, Justin	2—FAULK, Justin
2015-16 (NHL)	7—SKINNER, Jeff	12—FAULK, Justin	1—LILES, John-Michael —McCLEMENT, Jay —NORDSTROM, Joakim

SEASON	GOALS-AGAINST AVERAGE	SHUTOUTS	PENALTY MINUTES
1972-73 (WHA)	3.18—SMITH, Al	3—SMITH, Al	114—SELWOOD, Brad
1973-74 (WHA)	3.08—SMITH, Al	2—SMITH, Al	148—LEY, Rick
1974-75 (WHA)	3.47—SMITH, Al	2—SMITH, Al	144—FOTIU, Nick
1975-76 (WHA)	3.42—ABRAHAMSSON, Christer	2—ABRAHAMSSON, Christer	205—BUSNIUK, Ron
1976-77 (WHA)	3.12—RAEDER, Cap	2—RAEDER, Cap	215—BUTTERS, Bill
1977-78 (WHA)	3.22—SMITH, Al	3—LEVASSEUR, Louis	192—CARLSON, Jack
1978-79 (WHA)	3.31—SMITH, Al	2—GARRETT, John	148—HANGSLEBEN, Alan
1979-80 (NHL)	3.66—SMITH, Al	2—SMITH, Al	107—FOTIU, Nick
1980-81 (NHL)	4.48—VEISOR, Mike	1—VEISOR, Mike	190—ROWE, Tom
1981-82 (NHL)	4.21—GARRETT, John	—NONE	242—HOWATT, Garry
1982-83 (NHL)	4.83—MILLEN, Greg	1—MILLEN, Greg —VEISOR, Mike	216—ADAMS, Greg
1983-84 (NHL)	3.71—MILLEN, Greg	2—MILLEN, Greg	198—ROBERTSON, Torrie
1984-85 (NHL)	3.58—LIUT, Mike	2—WEEKS, Steve	337—ROBERTSON, Torrie
1985-86 (NHL)	3.61—LIUT, Mike	2—LIUT, Mike	358—ROBERTSON, Torrie*
1986-87 (NHL)	3.23—LIUT, Mike	4—LIUT, Mike*	202—MacDERMID, Paul
1987-88 (NHL)	3.18—LIUT, Mike	2—LIUT, Mike	291—ROBERTSON, Torrie
1988-89 (NHL)	3.03—SIDORKIEWICZ, Peter	4—SIDORKIEWICZ, Peter	181—SAMUELSSON, Ulf
1989-90 (NHL)	2.64—LIUT, Mike	3—LIUT, Mike	228—VERBEEK, Pat
1990-91 (NHL)	3.15—REAUGH, Daryl	1—REAUGH, Daryl —SIDORKIEWICZ, Peter	246—VERBEEK, Pat
1991-92 (NHL)	3.34—SIDORKIEWICZ, Peter	3—WHITMORE, Kay	243—VERBEEK, Pat
1992-93 (NHL)	3.94—GOSSELIN, Mario	—NONE	325—KYPREOS, Nick
1993-94 (NHL)	2.99—BURKE, Sean	2—BURKE, Sean	246—POTVIN, Marc
1994-95 (NHL)	2.68—BURKE, Sean	—NONE	141—CHASE, Kelly
1995-96 (NHL)	3.11—BURKE, Sean	4—BURKE, Sean	254—DANIELS, Scott
1996-97 (NHL)	2.69—BURKE, Sean	4—BURKE, Sean	218—GRIMSON, Stu
1997-98 (NHL)	2.17—KIDD, Trevor*	3—KIDD, Trevor	204—GRIMSON, Stu
1998-99 (NHL)	2.22—IRBE, Arturs	6—IRBE, Arturs*	178—ROBERTS, Gary
1999-00 (NHL)	2.42—IRBE, Arturs	5—IRBE, Arturs	90—PRATT, Nolan
2000-01 (NHL)	2.45—IRBE, Arturs	6—IRBE, Arturs*	159—KARPA, Dave
2001-02 (NHL)	2.54—IRBE, Arturs	3—IRBE, Arturs	106—LANGDON, Darren
2002-03 (NHL)	2.55—WEEKES, Kevin	5—WEEKES, Kevin	141—HILL, Sean
2003-04 (NHL)	2.41—WEEKES, Kevin	6—WEEKES, Kevin*	127—BOULERICE, Jesse
2005-06 (NHL)	2.78—GERBER, Martin	3—GERBER, Martin	138—COMMODORE, Mike
2006-07 (NHL)	2.85—GRAHAME, John	2—WARD, Cam	113—COMMODORE, Mike
2007-08 (NHL)	2.75—WARD, Cam	4—WARD, Cam	115—WALKER, Scott
2008-09 (NHL)	2.44—WARD, Cam	6—WARD, Cam	79—RUUTU, Tuomo
2009-10 (NHL)	2.69—WARD, Cam	1—LEGACE, Manny	106—KOSTOPOULOS, Tom
2010-11 (NHL)	2.56—WARD, Cam	4—WARD, Cam	85—GLEASON, Tim
2011-12 (NHL)	2.48—PETERS, Justin	5—WARD, Cam	76—ALLEN, Bryan
2012-13 (NHL)	2.84—WARD, Cam	1—ELLIS, Dan —PETERS, Justin	54—STAAL, Eric
2013-14 (NHL)	2.30—KHUDBOIN, Anton	1—KHUDBOIN, Anton —PETERS, Justin	74—STAAL, Eric
2014-15 (NHL)	2.40—WARD, Cam	1—KHUDBOIN, Anton —WARD, Cam	74—MALONE, Brad
2015-16 (NHL)	2.41—WARD, Cam	2—LACK, Eddie	75—MALONE, Brad

STREAKS / SUPERLATIVES / HOME / AWAY

LONGEST UNBEATEN STREAKS

OVERALL

Jan. 20-Feb. 10, 1982	10	6w-4t
March 18-April 7, 2009	9	9w
Dec. 31-Jan. 19, 2006	9	9w
Oct. 22-Nov. 11, 2005	9	9w
Dec. 31-Jan. 18, 2001	9	7w-2t
March 9-29, 1985	9	7w-2t
March 15-April 1, 1986	8	6w-2t
Feb. 5-March 4, 2010	7	7w
Oct. 17-Nov. 4, 1987	7	5w-2t

AT HOME

Feb. 20-April 7, 2009	12	12w
Dec. 31-Jan. 28, 2006	9	9w
Dec. 15-Jan. 18, 2001	9	8w-1t
Jan. 24-March 11, 2010	8	8w
Jan. 23-March 21, 2002	8	1w-7t
March 15-April 5, 1986	7	5w-2t
Oct. 18-Nov. 1, 1980	6	4w-2t
March 10-29, 1985	6	5w-1t
Feb. 25-March 7, 1987	6	5w-1t
Nov. 28-Dec. 23, 1992	6	3w-3t
Nov. 2-19, 2001	6	4w-2t

ON ROAD

Nov. 11-Dec. 5, 1996	8	4w-4t
Jan. 23-Feb. 10, 1982	6	3w-3t
Nov. 30-Dec. 26, 1989	6	5w-1t
Nov. 10-Dec. 7, 1990	6	6w

LONGEST WIN STREAKS

OVERALL

March 18-April 7, 2009	9
Dec. 31-Jan. 19, 2006	9
Oct. 22-Nov. 11, 2005	9

AT HOME

Feb. 20-April 7, 2009	12
-----------------------	----

ON ROAD

Nov. 10-Dec. 7, 1990	6
----------------------	---

MONTHLY SUPERLATIVES

	BEST RECORD		WORST RECORD		
	W-L-T/OTL	PTS	W-L-T/OTL	PTS	
OCTOBER					
2005-06	8-2-1	17	1982-83	2-6-2	6
2007-08	7-3-3	17	1992-93	3-8-0	6
2001-02	6-5-0-2	14	2014-15	0-6-2	2
NOVEMBER					
2006-07	9-5-1	19	2009-10	3-10-2	8
2002-03	6-3-3-2	17	1980-81	3-8-2	8
2005-06	8-5-0	16	1982-83	3-8-1	7
1986-87	7-3-2	16	1992-93	3-8-1	7
2001-02	6-6-4-0	16	1984-85	2-7-2	6
DECEMBER					
2001-02	8-2-1-3	20	1999-00	3-8-1	7
2005-06	8-3-3	19	1991-92	3-8-1	7
1986-87	8-5-3	19	1995-96	2-10-3	7
			2014-15	3-10-1	7
			1979-80	1-8-3	5
JANUARY					
2005-06	13-1-0	26	2002-03	2-10-1-2	7
2013-14	10-4-0	20	1996-97	3-10-1	7
2009-10	9-5-0	18	1980-81	2-10-3	7
2010-11	8-4-2	18	1982-83	3-10-1	7
2000-01	8-4-2-0	18	1992-93	3-11-1	7
1995-96	8-4-1	17	1991-92	1-7-3	5
1987-88	8-6-1	17	1994-95	1-2-2	4
2015-16	7-3-3	17	2012-13	2-3-0	4
FEBRUARY					
2012-13	8-5-1	17	2002-03	1-6-3-1	6
1979-80	7-5-2	16	1992-93	3-7-0	6
2011-12	6-1-4	16	1982-83	3-10-0	6
1983-84	7-5-1	15	1985-86	2-10-1	5
1986-87	7-4-0	15	2001-02	2-3-1	5
2007-08	7-5-1	15	2005-06	2-3-0	4
2014-15	7-4-1	15	2013-14	1-4-0	2
MARCH					
2008-09	10-1-2	22	2002-03	4-9-2-0	10
1985-86	9-3-2	20	1990-91	3-8-4	10
2009-10	9-5-2	20	1993-94	4-10-1	9
2005-06	9-5-2	20	1980-81	3-9-2	8
1989-90	9-5-2	20	1982-83	3-10-1	7
APRIL					
1994-95	6-8-0	12	2007-08	1-2-0	2
			2015-16	1-3-0	2
			2003-04	0-1-1-0	1
			2002-03	0-3-0-0	0

BEST ALL-TIME HOME STANDS

(Unbeaten records do not include games lost in overtime or a shootout)

THREE-GAME STANDS

Team was unbeaten in the following:

3-0-0	Jan. 21-24, 1988
	March 21-25, 1990
	Oct. 7-14, 1995
	March 13-18, 1996
	March 18-23, 2001
	Oct. 24-28, 2005
	Jan. 10-Jan. 15, 2006
	March 18-21, 2009
	Feb. 9-13, 2010
2-0-1	Nov. 21-25, 1979
	Jan. 27-31, 1982
	March 6-10, 1982
	March 27-April 2, 1983
	Oct. 24-31, 1987
	Dec. 29-Jan. 4, 1991-92
	Nov. 29-Dec. 4, 1998
	Nov. 2-6, 2001

FOUR-GAME STANDS

Team was unbeaten in the following:

4-0-0	March 17-24, 1985
3-0-1	Oct. 18-25, 1980

FIVE-GAME STANDS

Team was unbeaten in the following:

5-0-0	Dec. 13-Dec. 23, 2005
4-0-1	Dec. 31-Jan. 9, 2000-01
3-0-2	March 22-April 1, 1986

SIX-GAME STANDS

Team was unbeaten in the following:

5-0-1	Feb. 25-March 7, 1987
--------------	-----------------------

SEVEN-GAME STANDS

Team had two seven-game home stands:

4-2-1	Feb. 21-March 7, 1997
4-3-0-0	Dec. 27-Jan. 8, 2003-04

NINE-GAME STANDS

Team earned points in each game of its lone nine-game home stand:

4-0-3-2	Oct. 30-Nov. 19, 2002
----------------	-----------------------

BEST ALL-TIME ROAD TRIPS

(Unbeaten records do not include games lost in overtime or a shootout)

THREE-GAME TRIPS

Team earned at least one point in each game of the following:

2-0-1	Feb. 1-5, 1984
	Dec. 18-21, 1987
	Nov. 12-16, 1996
	April 1-4, 2001
	Dec. 26-31, 2001
	March 29-April 1, 2010
1-0-2	Feb. 8-13, 2012

FOUR-GAME TRIPS

Team was unbeaten in the following:

2-0-2	Feb. 2-10, 1982
	Nov. 29-Dec. 5, 1996
1-0-3-0	Oct. 18-25, 2003

Team earned at least one point in each game of the following:

2-0-1-1	Feb. 23-29, 2004
----------------	------------------

FIVE-GAME TRIPS

Team's best records:

4-1-0	Feb. 28-March 8, 1998
3-0-0-2	March 13-20, 2004
3-1-1	Dec. 4-16, 2010
3-2-0	Jan. 24-Feb. 1, 1987
	Jan. 11-19, 1988
2-1-2	March 4-11, 2006
2-1-1-1	Feb. 1-14, 2001

SIX-GAME TRIPS

Team's only six-game road trips:

5-1-0	Jan. 30-Feb. 11, 1996
4-1-1	Feb. 2-Feb. 12, 2013
3-1-2	Oct. 6-22, 2007
	Oct. 17-30, 2008
3-2-1	Feb. 1-12, 1994
	Nov. 29-Dec. 10, 2005
2-4-0	Jan. 25-Feb 8, 1997

SEVEN-GAME TRIP

Team's only seven-game road trip:

3-3-1	Oct. 7-21, 2006
--------------	-----------------

EIGHT-GAME TRIP

Team's only eight-game road trip:

5-3-0	Feb. 7-March 7, 2002
--------------	----------------------

BEST COMEBACKS

MARCH 19, 1980 (AT HARTFORD) — Hartford trailed Montreal in the third period 5-1, but came back with four goals to tie the game. Blaine Stoughton tied the game at 19:48 of the third period.

FEBRUARY 15, 1981 (AT HARTFORD) — The Whalers trailed Chicago 4-1 at the 14-minute mark of the second period, but came back to gain a 4-4 tie. Pat Boutette scored the tying goal at 2:20 of the third period.

NOVEMBER 20, 1982 (AT HARTFORD) — Hartford trailed Calgary 3-0 after the first period, but eventually gained a 4-4 tie when Pierre Larouche scored with just 36 seconds to play in the third period.

FEBRUARY 1, 1984 (AT DETROIT) — Hartford trailed Detroit 6-3 with 10 minutes left in the game, but came back to get a 6-6 tie on goals by Ray Neufeld, Risto Siltanen and then Ron Francis with just 2:03 to play.

OCTOBER 10, 1985 (AT BUFFALO) — Buffalo jumped off to a quick 3-0 lead in the season opener, but the Whalers battled back and eventually posted a 5-4 victory on Bobby Crawford's goal at 18:49 of the third period.

NOVEMBER 9, 1985 (AT QUEBEC) — Hartford trailed Quebec 3-0 after two periods but came back with four goals in the third period to win it 4-3. Joel Quenneville scored the winner for Hartford at 15:24 of the final period.

DECEMBER 13, 1985 (AT BUFFALO) — Hartford trailed Buffalo 4-1 in the second period but eventually posted a 5-4 victory. Paul Lawless, who had three goals in the game, scored the game-winner at 19:18 of the third period.

OCTOBER 11, 1986 (AT HARTFORD) — Hartford trailed Calgary 5-2 in the third period of the season opener, but scored four straight goals in the final 13:28 of play to post a 6-5 victory. Joel Quenneville scored the dramatic game-winner at 19:40 with the Whalers shorthanded.

NOVEMBER 16, 1987 (AT MONTREAL) — Hartford trailed Montreal 3-0 midway through the game, but goals by Mike Millar, Brent Peterson and Stewart Gavin (Gavin's with 37 seconds left in regulation time) gave Hartford a 3-3 tie.

DECEMBER 8, 1988 (AT HARTFORD) — Hartford trailed the New York Rangers 4-1 at 15:24 of the second period. Ron Francis tallied a late goal in that stanza to reduce the deficit to 4-2, and then the Whalers registered three goals in a span of 9:42 of the third period to win it. Tom Martin scored the game-winner at 14:44.

JANUARY 19, 1989 (AT HARTFORD) — Montreal built up a 4-0 lead by the 13:01 mark of the second period. Dave Tippett scored late in the second stanza to make it 4-1, and the Whalers registered four goals in a 5:43 span of the third period to take the lead, with Jody Hull getting the eventual game-winner. Kevin Dineen scored into an empty net to clinch the 6-4 win.

NOVEMBER 23, 1990 (AT BOSTON) — Hartford trailed Boston 3-0 after two periods but took advantage of two major penalties by the Bruins to score four power-play goals to beat the Bruins 4-3. Pat Verbeek had two goals and two assists to pace the victory.

DECEMBER 13, 1991 (AT BUFFALO) — Hartford trailed Buffalo 3-0 after the first period but scored five unanswered second period goals, two by Zarley Zalapski, en route to an 8-4 win. It was Friday the 13th.

FEBRUARY 9, 1992 (AT HARTFORD) — Down 4-1 in the third period, Hartford scored three goals in a span of 3:25 to tie the Minnesota North Stars 4-4. Jim McKenzie scored two goals, Steve Konroyd the other. Zarley Zalapski had three assists.

FEBRUARY 27, 1993 (AT QUEBEC) — Down 3-0 after the first 8:19 of the game, Hartford scored five unanswered goals in a 5-3 win.

APRIL 10, 1994 (AT TAMPA BAY) — Down 3-0 after the first 3:58 of the game, Hartford scored three times in 4:58 to tie the score after the first period. They went on to win 6-4.

MARCH 14, 1995 (AT NY ISLANDERS) — Down 3-0 before scoring at 7:50 of the second period, Hartford scored five straight goals to take a 5-3 lead by 2:41 of the third period. They went on to win 6-4.

NOVEMBER 23, 1997 (AT CALGARY) — Calgary jumped out to a 3-0 lead in the second period before Carolina responded with a goal with one minute remaining in the period and two scores in the third to end up with a 3-3 tie. Nelson Emerson scored the game-tying goal with 5:24 left in the third period.

NOVEMBER 5, 1998 (AT NY ISLANDERS) — After allowing three goals in the first 11:59 of the game, Carolina scored in the first and second periods to close the gap to 3-2 entering the third period. Carolina tallied three goals (Jeff O'Neill, Martin Gelinas and Kent Manderville) in a 3:20 span early in the third period for a 6-3 victory.

MARCH 15, 1999 (AT PHOENIX) — Carolina surrendered two goals to Phoenix in the first 1:12 of the game and trailed 3-1 after the first period. After trading goals in the second period, Carolina was in a 5-2 hole with 11:51 remaining. Ron Francis and Jeff O'Neill tallied goals in a 5:57 span to close the deficit to one. Martin Gelinas notched the game-tying goal with 1:34 remaining in the third period to tie the game 5-5.

JANUARY 7, 2000 (AT CAROLINA) — After trailing 4-0 to Anaheim midway through the second period, Andrei Kovalenko scored at the 17:34 mark of the second period. Jeff O'Neill scored twice and Glen Wesley added another in the third period to tie the score at 4-4.

***MAY 9, 2002 (AT MONTREAL)** — In Game 4 of the Eastern Conference Semifinals, Carolina trailed Montreal 3-0 heading into the third period. Sean Hill scored a power play goal at 3:57 of the third period and Bates Battaglia cut the lead to one at 12:43. Erik Cole tied the game with 41 seconds left in regulation with Carolina skating with an extra attacker. Then, defenseman Niclas Wallin won it with a shot from the right point at 3:14 of the overtime period to give Carolina the momentum and propel the Hurricanes to the series victory in six games.

***JUNE 5, 2006 (AT CAROLINA)** — In Game 1 of the Stanley Cup Finals, Carolina trailed Edmonton 3-0 before Rod Brind'Amour put the Hurricanes on the board with 2:43 remaining in the second period. Ray Whitney opened the third period with an even-strength goal at the 1:40 mark and added a power-play goal at 5:09 to even the score 3-3. Justin Williams gave Carolina a 4-3 lead at the 10:02 mark before Edmonton's Ales Hemsky tied it 4-4 with 6:29 remaining in regulation. Brind'Amour iced the game with 32 seconds remaining in regulation to give Carolina its first Stanley Cup Finals victory en route to a 4-3 series triumph and the franchise's first championship.

JANUARY 11, 2007 (AT CAROLINA) — Trailing 3-0 after two periods, Chad LaRose broke up Alex Auld's shutout bid 1:40 into the third frame. Subsequently, Erik Cole (3:06), Scott Walker (8:02), Cory Stillman (9:35) and Craig Adams (10:02) combined for four more goals in the 9:22 following LaRose's tally to give Carolina a 5-3 lead. Olli Jokinen made the game 5-4 with 56 seconds remaining in regulation, but former Panthers winger Ray Whitney iced the 6-4 win for Carolina with just 13 seconds to play.

APRIL 7, 2007 (AT CAROLINA) — In the final game of the season, Carolina trailed Florida 4-1, 12:14 into the second period with David Tanabe's goal at 5:46 of the second the lone high point for the home team. Then, 5:31 into the third period, Tanabe again scored to bring the Hurricanes to within two goals. At the 12:13 mark of the third, Erik Cole scored to make it 4-3, followed by Eric Staal who tied the game with just 4:23 remaining in regulation. John Grahame stopped Bryan Allen's penalty shot 2:37 into overtime, and Rod Brind'Amour sent the Hurricanes into the offseason with a win when he beat netminder Craig Anderson with 24 seconds left in the extra frame.

OCTOBER 11, 2008 (AT TAMPA BAY) — In just the second game of the regular season, Carolina trailed 3-0 late in the second period. Rod Brind'Amour got the Hurricanes' rally started with less than one minute remaining in the second frame, and Matt Cullen used a power-play goal 1:56 into the third to cut the Lightning lead to one. Eric Staal tied the game 3-3 with 10:04 remaining in regulation. The Hurricanes peppered goaltender Mike Smith with five shots in the overtime period, the last coming when Staal notched his second of the game with 24 seconds remaining. It marked just the second three-goal comeback for Carolina since the team's relocation in 1997.

***APRIL 28, 2009 (AT NEW JERSEY)** — THE SHOCK AT THE ROCK: Carolina trailed New Jersey 3-2 with 1:20 remaining in Game 7 of the Eastern Conference Quarterfinals at the Prudential Center when Jussi Jokinen one-timed a pass from Joni Pitkanen to tie the game. Eric Staal then notched the game-winner when he fired a shot under Martin Brodeur's right shoulder with 32 seconds remaining. Staal's goal marked the latest game-winning goal in the third period of a Game 7 in Stanley Cup playoffs history, and Jokinen's and Staal's goals in the final 1:20 also marked the latest in a Game 7 that a team trailed in regulation and came back to win.

DECEMBER 31, 2013 (AT CAROLINA) — Down 3-0 through two periods, the Hurricanes appeared to be en route to a disappointing end to 2013. But, after the teams started the third period 4-on-4, Canadiens defenseman Andrei Markov took a penalty just 11 seconds into the frame that led to Jeff Skinner's 4-on-3 power-play goal at 1:38. Skinner struck again 37 seconds later during the ensuing 5-on-4 before Staal tied the game 3-3 at 4:07. Manny Malhotra's goal at 8:16 gave the Hurricanes a short-lived lead that P.K. Subban nullified two minutes later. The score remained 4-4 until Carolina's Alexander Semin beat Carey Price at 3:27 of overtime to seal the win. The dramatic victory propelled the Hurricanes into their 14-game January schedule that saw the team post 10 wins in a month for just the third time in its history.

* *Playoff game*

1979-80 THROUGH 2015-16

(Minimum 70-Game Season For "Fewest" Records; OTLs do not count as losses)

		—OVERALL—		—AT HOME—		—ON ROAD—	
POINTS:	MOST	112	(2005-06)	64	(2005-06)	48	(2001-02, 2005-06)
	FEWEST	45	(1982-83)	29	(1992-93)	14	(1982-83)
WINS:	MOST	52	(2005-06)	31	(2005-06)	21	(1989-90, 2005-06)
	FEWEST	19	(1982-83)	12	(1992-93, 2002-03)	5	(1979-80)
LOSSES:	MOST	54	(1982-83)	25	(1992-93)	32	(1982-83)
	FEWEST	22	(2005-06)	8	(2005-06)	13	(2001-02)
TIES:	MOST	19	(1979-80)	11	(2001-02)	13	(1979-80)
	FEWEST	4	(1985-86)	2	(1985-86, 1988-89)	1	(1992-93, 1997-98)
GOALS SCORED:	MOST	332	(1985-86)	181	(1985-86)	151	(1985-86)
	FEWEST	171	(2002-03)	84	(2002-03)	83	(2000-01)
GOALS ALLOWED:	MOST	403	(1982-83)	176	(1992-93)	234	(1982-83)
	FEWEST	202	(1998-99)	96	(1998-99)	106	(1998-99)
SHUTOUTS:	MOST	8	(1998-99)	5	(1998-99, 2011-12)	3	(1984-85, 1989-90, 1997-98, 1998-99, 1999-00, 2003-04, 2005-06, 2007-08, 2008-09, 2010-11)
	FEWEST	0	(1981-82, 1992-93)	0	(1981-82, 1982-83, 1992-93)	0	(1979-80, 1980-81, 1992-93, 1996-97, 2014-15)
TIMES SHUTOUT:	MOST	8	(1995-96, 2006-07, 2014-15)	6	(2002-03)	7	(1995-96)
	FEWEST	1	(1982-83, 1988-89)	0	(1979-80, 1980-81, 1986-87, 1988-89, 1990-91, 1998-99)	0	(2008-09)
	FEWEST	0	(1981-82, 1992-93)	0	(1981-82, 1982-83, 1992-93)	0	(1979-80, 1980-81, 1992-93, 1996-97, 2014-15)
SHOTS TAKEN:	MOST	2675	(2008-09)	1425	(2007-08)	1334	(2008-09)
	FEWEST	2142	(1998-99)	1081	(1998-99)	1046	(1979-80)
SHOTS AGAINST:	MOST	2871	(1982-83)	1373	(1982-83)	1501	(1992-93)
	FEWEST	2131	(1989-90)	963	(1989-90)	1069	(2000-01)
PP CHANCES:	MOST	531	(2005-06)	281	(2005-06)	250	(2005-06)
	FEWEST	217	(1979-80)	115	(2015-16)	99	(1979-80)
PP GOALS:	MOST	95	(2005-06)	48	(1989-90, 2005-06, 2007-08)	47	(2005-06)
	FEWEST	40	(2015-16)	19	(2003-04)	14	(1979-80)
OPP. PP GOALS:	MOST	107	(1992-93)	47	(1992-93)	60	(1992-93)
	FEWEST	29	(2014-15)	12	(1999-00, 2015-16)	13	(2014-15)
SH SITUATIONS:	MOST	493	(1992-93)	238	(2005-06)	260	(1992-93)
	FEWEST	190	(2014-15)	90	(2014-15)	100	(2014-15)
SH GOALS:	MOST	17	(2005-06)	8	(1985-86)	11	(2005-06)
	FEWEST	2	(2014-15)	1	(1988-89, 2014-15)	0	(1979-80)
OPP. SH GOALS:	MOST	18	(1988-89)	12	(1988-89)	9	(1980-81, 2000-01)
	FEWEST	1	(1979-80)	0	(1979-80, 2009-10)	1	(1979-80, 2010-11, 2011-12)
PIMS:	MOST	2354	(1992-93)	1213	(1989-90)	1353	(1992-93)
	FEWEST	549	(2014-15)	235	(2014-15)	290	(2015-16)
OPPONENT PIMS:	MOST	2244	(1992-93)	1017	(1989-90)	1258	(1987-88)
	FEWEST	742	(2013-14)	289	(2014-15)	335	(2015-16)

SPECIAL TEAMS HISTORY

Year	Power Play			NHL			Year	Power Play			NHL		
	GF – Opp.	Pct.	Rank	GA – Opp.	Pct.	Rank		GF – Opp.	Pct.	Rank	GA – Opp.	Pct.	Rank
1979-80	42 – 216	19.4%	15	64 – 249	74.3%	17	1998-99	42 – 382	11.0%	27	51 – 346	85.3%	12
1980-81	60 – 318	18.9%	18	80 – 328	75.6%	14	1999-00	58 – 342	17.0%	9	40 – 253	84.2%	15
1981-82	68 – 292	23.3%	10	78 – 283	72.4%	20	2000-01	72 – 382	18.8%	8	45 – 351	87.2%	2
1982-83	51 – 264	19.3%	20	70 – 293	76.1%	12	2001-02	63 – 391	16.1%	12	54 – 332	83.7%	20
1983-84	80 – 329	24.3%	5	68 – 301	77.4%	12	2002-03	58 – 420	13.8%	27	71 – 392	81.9%	22
1984-85	73 – 321	22.7%	10	62 – 324	80.9%	4	2003-04	41 – 384	10.7%	30	66 – 359	81.6%	25
1985-86	83 – 378	22.0%	11	72 – 376	80.9%	4	2005-06	95 – 531	17.9%	17	81 – 445	81.8%	19
1986-87	73 – 352	20.7%	11	71 – 336	78.9%	12	2006-07	67 – 447	15.0%	25	61 – 395	84.6%	6
1987-88	84 – 477	17.6%	17	67 – 426	84.3%	1	2007-08	79 – 420	18.8%	8	75 – 355	78.9%	26
1988-89	87 – 418	20.8%	10	70 – 377	81.4%	7	2008-09	70 – 374	18.7%	18	59 – 301	80.4%	19
1989-90	80 – 398	20.1%	13	74 – 401	81.5%	4	2009-10	56 – 332	16.9%	22	62 – 320	80.6%	19
1990-91	73 – 403	18.1%	15	72 – 369	80.5%	11	2010-11	55 – 346	15.9%	24	51 – 272	81.2%	20
1991-92	73 – 414	17.6%	15	86 – 396	78.3%	18	2011-12	49 – 294	16.7%	19	49 – 252	80.6%	22
1992-93	78 – 444	17.6%	19	107 – 493	78.3%	19	2012-13	24 – 165	14.5%	27	36 – 161	77.6%	28
1993-94	61 – 408	15.0%	23	88 – 416	78.8%	24	2013-14	41 – 281	14.6%	28	44 – 241	81.7%	17
1994-95	30 – 174	17.2%	14	37 – 185	80.0%	22	2014-15	45 – 240	18.8%	13	29 – 190	84.7%	4
1995-96	67 – 372	18.0%	13	83 – 429	80.7%	19	2015-16	40 – 238	16.8%	24	32 – 204	84.3%	6
1996-97	58 – 321	18.1%	4	51 – 332	84.6%	10							
1997-98	50 – 378	13.2%	18	58 – 391	85.2%	12	TL: 2226 – 12646	17.6%		2232 – 11670	80.9%		

SEASON RECORDS

LONGEST WIN STREAK

	9	OCT. 22 – NOV. 11, 2005; DEC. 31, 2005 – JAN. 19, 2006; MARCH 18 – APRIL 7, 2009
AT HOME	12	Feb. 20 – April 7, 2009
ON ROAD	6	Nov. 10 – Dec. 7, 1990

LONGEST UNBEATEN STREAK

	10	JAN. 20 – FEB. 10, 1982 (6W, 4T)
AT HOME	12	Feb. 20 – April 7, 2009
ON ROAD	8	Nov. 11 – Dec. 5, 1996 (4W, 4T)

LONGEST WINLESS STREAK

	14	JAN. 4 – FEB. 9, 1992 (8L, 6T); OCT. 10 – NOV. 13, 2009 (10L, 4OT)
AT HOME	13	Jan. 15 – March 10, 1985 (11L, 2T)
ON ROAD	15	Nov. 11, 1979 – Jan. 9, 1980 (11L, 4T) and Jan. 7, 2003 – March 2, 2003 (11L, 2T, 2 OTL)

LONGEST LOSING STREAK

	9	FEB. 19 – MARCH 8, 1983
AT HOME	8	March 14, 2013 – April 9, 2013
ON ROAD	13	Dec. 18, 1982 – Feb. 5, 1983

MOST CONSECUTIVE TIES

	3	MARCH 19 – 22, 1980 (ALL WERE 5-5 TIES)
AT HOME	7	Jan. 23 – March 18, 2002
ON ROAD	3	March 9 – 22, 1980

MOST CONSECUTIVE NON-TIE GAMES

	39	MARCH 16, 1985 – DEC. 14, 1985 (23W, 16L)
AT HOME	44	March 17, 1985 – March 22, 1986 (25W, 19L)
ON ROAD	34	Oct. 26, 1997 – April 19, 1998 (17W, 17L)

80-OR-MORE-POINT-MEN IN A SEASON

MOST	3	1979-80 (Mike Rogers 105, Blaine Stoughton 100, Mark Howe 80) 1992-93 (Geoff Sanderson 89, Andrew Cassels 86, Pat Verbeek 82)
FEWEST	0	1985-86, 1987-88, 1991-92, 1993-94, 1995-96, 1996-97, 1997-98, 1998-99, 1999-00, 2000-01, 2001-02, 2002-03, 2003-04, 2008-09, 2009-10, 2010-11, 2011-12, 2013-14, 2014-15, 2015-16

90-OR-MORE-POINT-MEN IN A SEASON

MOST	2	1979-80 (Mike Rogers 105, Blaine Stoughton 100)
FEWEST	0	1983-84, 1984-85, 1985-86, 1987-88, 1988-89, 1991-92, 1992-93, 1993-94, 1995-96, 1996-97, 1997-98, 1998-99, 1999-00, 2000-01, 2001-02, 2002-03, 2003-04, 2006-07, 2007-08, 2008-09, 2009-10, 2010-11, 2011-12, 2013-14, 2014-15, 2015-16

100-OR-MORE-POINT-MEN IN A SEASON

MOST	2	1979-80 (Mike Rogers 105, Blaine Stoughton 100)
FEWEST	0	1981-82, 1982-83, 1983-84, 1984-85, 1985-86, 1987-88, 1988-89, 1991-92, 1992-93, 1993-94, 1995-96, 1996-97, 1997-98, 1998-99, 1999-00, 2000-01, 2001-02, 2002-03, 2003-04, 2006-07, 2007-08, 2008-09, 2009-10, 2010-11, 2011-12, 2013-14, 2014-15, 2015-16

20-OR-MORE-GOAL-SCORERS IN A SEASON

MOST	8	1986-87 (Kevin Dineen 40, John Anderson 31, Ron Francis 30, Ray Ferraro 27, Sylvain Turgeon 23, Paul Lawless 22, Dean Evason 22, Stewart Gavin 20)
FEWEST	0	2003-04

30-OR-MORE-GOAL-SCORERS IN A SEASON

MOST	4	2005-06 (Eric Staal 45, Justin Williams 31, Rod Brind'Amour 31, Erik Cole 30)
FEWEST	0	1987-88, 1991-92, 1997-98, 1999-00, 2003-04, 2011-12, 2014-15, 2015-16

40-OR-MORE-GOAL-SCORERS IN A SEASON

MOST	2	1979-80 (Blaine Stoughton 56, Mike Rogers 44) 1980-81 (Blaine Stoughton 43, Mike Rogers 40) 1988-89 (Kevin Dineen 45, Ray Ferraro 41)
FEWEST	0	1984-85, 1987-88, 1991-92, 1996-97, 1997-98, 1998-99, 1999-00, 2001-02, 2002-03, 2003-04, 2006-07, 2007-08, 2009-10, 2010-11, 2011-12, 2013-14, 2014-15, 2015-16

50-OR-MORE-GOAL-SCORERS IN A SEASON

MOST	1	1979-80 (Blaine Stoughton 56) 1981-82 (Blaine Stoughton 52)
FEWEST	0	1980-81, 1982-83, 1983-84, 1984-85, 1985-86, 1986-87, 1987-88, 1988-89, 1989-90, 1990-91, 1991-92, 1992-93, 1993-94, 1995-96, 1996-97, 1997-98, 1998-99, 1999-00, 2000-01, 2001-02, 2002-03, 2003-04, 2005-06, 2006-07, 2007-08, 2008-09, 2009-10, 2010-11, 2011-12, 2013-14, 2014-15, 2015-16

40-OR-MORE-ASSIST-MEN IN A SEASON

MOST	4	1979-80 (Mike Rogers 61, Mark Howe 56, Dave Keon 52, Blaine Stoughton 44) 1985-86 (Dave Babych 55, Ron Francis 53, Ray Ferraro 47, John Anderson 45) 1988-89 (Ron Francis 48, Kevin Dineen 44, Dave Babych 41, Scott Young 40) 1989-90 (Ron Francis 69, Pat Verbeek 45, Kevin Dineen 41, Scott Young 40) 1992-93 (Andrew Cassels 65, Zarley Zalapski 51, Pat Verbeek 43, Geoff Sanderson 43)
FEWEST	0	1997-98, 1998-99, 2002-03, 2003-04, 2014-15, 2015-16

50-OR-MORE-ASSIST-MEN IN A SEASON

MOST	3	1979-80 (Mike Rogers 61, Mark Howe 56, Dave Keon 52)
FEWEST	0	1981-82, 1988-89, 1993-94, 1995-96, 1996-97, 1997-98, 1998-99, 2002-03, 2003-04, 2007-08, 2009-10, 2010-11, 2011-12, 2013-14, 2014-15, 2015-16

60-OR-MORE-ASSIST-MEN IN A SEASON

MOST	1	1979-80 (Mike Rogers 61), 1980-81 (Mike Rogers 65), 1983-84 (Ron Francis 60), 1986-87 (Ron Francis 63), 1989-90 (Ron Francis 69), 1990-91 (John Cullen 71: 63/Pitt., 8/HFD), 1992-93 (Andrew Cassels 65)
FEWEST	0	1981-82, 1982-83, 1984-85, 1985-86, 1987-88, 1988-89, 1991-92, 1993-94, 1995-96, 1996-97, 1997-98, 1998-99, 1999-00, 2000-01, 2001-02, 2002-03, 2003-04, 2006-07, 2007-08, 2009-10, 2010-11, 2011-12, 2013-14, 2014-15, 2015-16

100-PENALTY-MINUTE-MEN IN A SEASON

MOST	11	1990-91
FEWEST	0	1999-00, 2008-09, 2010-11, 2011-12, 2013-14, 2014-15, 2015-16

150-PENALTY-MINUTE-MEN IN A SEASON

MOST	5	1989-90, 1992-93
FEWEST	0	1979-80, 1999-00, 2001-02, 2002-03, 2006-07, 2007-08, 2008-09, 2009-10, 2010-11, 2011-12, 2013-14, 2014-15, 2015-16

200-PENALTY-MINUTE-MEN IN A SEASON

MOST	3	1992-93 (Nick Kypreos 325, Mark Janssens 237, Jim McKenzie 202)
FEWEST	0	1979-80, 1980-81, 1983-84, 1988-89, 1998-99, 1999-00, 2000-01, 2001-02, 2002-03, 2006-07, 2007-08, 2008-09, 2009-10, 2010-11, 2011-12, 2013-14, 2014-15, 2015-16

SINGLE GAME RECORDS

MOST GOALS SCORED

AT HOME	11	Feb. 12, 1984 — In an 11-0 win vs. Edmonton Oct. 19, 1985 — In an 11-6 win vs. Montreal Jan. 17, 1986 — In an 11-6 win vs. Quebec March 15, 1986 — In an 11-4 win vs. Chicago
ON ROAD	9	Nov. 27, 1985 — In a 9-0 win at Los Angeles March 30, 1989 — In a 9-5 win at Pittsburgh Oct. 8, 1989 — In a 9-6 win at Quebec March 7, 2009 — In a 9-3 win at Tampa Bay

MOST GOALS SCORED BY BOTH TEAMS

AT HOME	17	Oct. 19, 1985 — In an 11-6 win vs. Montreal Jan. 17, 1986 — In an 11-6 win vs. Quebec
ON ROAD	15	Feb. 22, 1982 — In an 8-7 loss at Minnesota Feb. 1, 1983 — In a 12-3 loss at Quebec Dec. 22, 1984 — In a 10-5 loss at Montreal Oct. 8, 1989 — In a 9-6 win at Quebec Jan. 18, 1993 — In an 8-7 loss vs. Winnipeg at Saskatoon

MOST SHOTS TAKEN

AT HOME	65	March 15, 1984 — In a 5-3 win vs. Toronto
ON ROAD	52	April 6, 2015 — In a 4-3 loss at Buffalo

MOST SHOTS ALLOWED

AT HOME	59	Nov. 2, 1982 — In a 7-6 loss vs. Minnesota
ON ROAD	60	Oct. 25, 2008 — In a 4-3 win at NY Islanders

MOST GOALS ALLOWED

AT HOME	10	Feb. 10, 1985 — In a 10-4 loss vs. Quebec March 5, 1992 — In a 10-4 loss vs. Quebec
ON ROAD	12	Feb. 1, 1983 — In a 12-3 loss at Quebec

LARGEST WINNING MARGIN

AT HOME	11 goals	Feb. 12, 1984 — In an 11-0 win vs. Edmonton
ON ROAD	9 goals	Nov. 27, 1985 — In a 9-0 win at Los Angeles

LARGEST LOSING MARGIN

AT HOME	9 goals	Nov. 12, 2005 — In a 9-0 loss vs. Atlanta
ON ROAD	9 goals	Dec. 6, 1982 — In an 11-2 loss at Montreal Feb. 1, 1983 — In a 12-3 loss at Quebec

NHL GAME RECORDS

MOST SHOTS ON GOAL BY BOTH TEAMS IN ONE GAME

AT HOME	91	Feb. 14, 1982 — Hartford had 40 shots, Islanders 51 in a 9-1 loss vs. NY Islanders March 7, 1982 — Hartford had 51 shots, Kings 40 in a 7-6 win vs. Los Angeles
ON ROAD	95	March 21, 1982 — Hartford had 44 shots, Flyers 51 in a 5-3 loss at Philadelphia

FEWEST SHOTS TAKEN

AT HOME	14	Jan. 28, 1995 — In a 2-1 loss vs. Florida Jan. 20, 2004 — In a 3-1 loss vs. Ottawa
ON ROAD	10	Jan. 30, 1999 — In a 3-1 win at Montreal

FEWEST SHOTS ALLOWED

AT HOME	10	March 26, 2000 — In a 4-1 win vs. NY Islanders March 22, 2007 — In a 4-3 win vs. Washington
ON ROAD	11	Dec. 16, 2001 — In a 7-0 win at Pittsburgh

FEWEST SHOTS ON GOAL BY BOTH TEAMS

AT HOME	33	Nov. 20, 1993 — Hartford took 20 shots, Sharks 13 in a 3-2 loss vs. San Jose
ON ROAD	35	March 8, 2001 — Carolina had 20 shots, Lightning 15 in a 1-0 loss at Tampa Bay

MOST PENALTY MINUTES

AT HOME	89	March 31, 1982 — In a 5-1 loss vs. Montreal (7 minors, 5 majors, 4 misconducts, 1 game misconduct)
ON ROAD	125	Oct. 12, 1992 — In a 6-2 loss at NY Rangers (15 minors, 5 majors, 4 misconducts, 2 game misconducts)

MOST PENALTY MINUTES BY AN OPPONENT

AT HOME	108	March 31, 1982 — In a 5-1 loss vs. Montreal (9 minors, 6 majors, 4 misconducts, 2 game misconducts)
ON ROAD	106	Jan. 11, 1982 — In a 6-2 loss at Quebec (6 minors, 5 majors, 7 misconducts)

MOST PENALTY MINUTES BY BOTH TEAMS

AT HOME	197	March 31, 1982 — In a 6-1 loss vs. Montreal. Hartford had 89 minutes, Canadiens 108
ON ROAD	222	Jan. 11, 1982 — In a 6-2 loss at Quebec. Hartford had 115 minutes, Nordiques 107

FEWEST PENALTY MINUTES

AT HOME	0	Nov. 10, 1999 — In a 2-0 loss vs. NY Islanders April 4, 2008 — In a 4-3 loss vs. Florida Jan. 27, 2014 — In a 3-2 win vs. Columbus March 23, 2015 — In a 3-1 loss vs. Chicago Nov. 12, 2015 — In a 3-2 overtime loss vs. Minnesota Nov. 16, 2015 — In a 4-1 loss vs. Anaheim Jan. 15, 2016 — In a 3-2 overtime loss vs. Vancouver
ON ROAD	0	Jan. 26, 1980 — In a 3-2 loss at NY Islanders Nov. 24, 2008 — In a 3-2 loss at Florida Feb. 10, 2012 — In a 4-3 overtime loss at Colorado Feb. 5, 2015 — In a 2-1 shootout win at Arizona March 2, 2015 — In a 5-2 loss at Chicago March 31, 2015 — In a 4-2 loss at Washington April 6, 2015 — In a 4-3 loss at Buffalo

FEWEST PENALTY MINUTES BY AN OPPONENT

AT HOME	0	April 23, 2013 — NY Islanders in a 4-3 shootout loss Nov. 6, 2015 — Dallas in a 4-1 win
ON ROAD	0	Jan. 26, 1980 — NY Islanders in a 3-2 win Dec. 30, 1981 — Winnipeg in a 6-1 loss Jan. 8, 2009 — Florida in a 4-2 win April 8, 2014 — NY Rangers in a 4-1 win Nov. 22, 2014 — Colorado in a 4-3 win April 6, 2015 — Buffalo in a 4-3 win

FEWEST PENALTY MINUTES BY BOTH TEAMS

AT HOME	2	March 23, 2015 — Chicago received one minor penalty in a 3-1 win
ON ROAD	0	Jan. 26, 1980 — Neither Hartford nor NY Islanders received a penalty in a 3-2 loss April 6, 2015 — Neither Carolina nor Buffalo received a penalty in a 4-3 loss

MOST GOALS SCORED

FIRST PERIOD

AT HOME	7	Oct. 19, 1985 — In an 11-6 win vs. Montreal
ON ROAD	5	March 4, 2006 — In an 7-5 win at Pittsburgh April 6, 2010 — In an 8-5 win at Tampa Bay

SECOND PERIOD

AT HOME	7	April 4, 1980 — In a 9-2 win vs. Quebec
ON ROAD	6	March 7, 2009 — In a 9-3 win at Tampa Bay

THIRD PERIOD

AT HOME	6	Dec. 27, 1981 — In a 7-3 win vs. Toronto Jan. 11, 2007 — In a 6-4 win vs. Florida
ON ROAD	5	Oct. 25, 1983 — In an 8-5 win at Los Angeles Oct. 26, 1988 — In a 7-1 win at Buffalo

MOST GOALS ALLOWED

FIRST PERIOD

AT HOME	5	Dec. 26, 1981 — In a 9-6 loss vs. Boston March 15, 1988 — In an 8-6 loss vs. Calgary Oct. 9, 1993 — In a 5-2 loss vs. Philadelphia Nov. 12, 2005 — In a 9-0 loss vs. Atlanta
ON ROAD	6	Feb. 1, 1983 — In a 12-3 loss at Quebec

SECOND PERIOD

AT HOME	6	Jan. 29, 1991 — In an 8-1 loss vs. NY Islanders Dec. 26, 1998 — In a 6-3 loss vs. NY Rangers
ON ROAD	6	Jan. 30, 1996 — In an 8-2 loss at San Jose

THIRD PERIOD

AT HOME	6	Nov. 12, 1985 — In an 8-1 loss vs. Los Angeles
ON ROAD	7	Dec. 6, 1982 — In an 11-2 loss at Montreal

MOST GOALS SCORED BY BOTH TEAMS

FIRST PERIOD

AT HOME	9	Feb. 25, 1984 — Hartford 5 goals, Flyers 4 in a 9-7 win vs. Philadelphia Oct. 19, 1985 — Hartford scored 7 goals, Canadiens 2 in an 11-6 win vs. Montreal
ON ROAD	8	Jan. 2, 1983 — Hartford scored 3 goals, Sabres 5 in an 8-4 loss at Buffalo Dec. 9, 1989 — Hartford scored 6 goals, Devils 2 in a 7-3 win at New Jersey Nov. 1, 1991 — Hartford and Red Wings each scored 4 goals in an 8-5 loss at Detroit

SECOND PERIOD

AT HOME	8	Nov. 30, 1979 — Hartford scored 5 goals, Penguins 3 in a 7-5 win vs. Pittsburgh April 4, 1980 — Hartford scored 7 goals, Nordiques 1 in a 9-2 win vs. Quebec Dec. 26, 1980 — Hartford scored 4 goals, Penguins 4 in a 9-7 win vs. Pittsburgh Nov. 18, 1981 — Hartford scored 5 goals, Maple Leafs 3 in an 8-5 win vs. Toronto March 7, 1982 — Hartford scored 5 goals, Kings 3 in a 7-6 win vs. Los Angeles March 28, 1987 — Hartford scored 4 goals, Penguins 4 in a 5-4 win vs. Pittsburgh Oct. 22, 1988 — Hartford scored 4 goals, Flyers 4 in an 8-6 win vs. Philadelphia
ON ROAD	8	Jan. 18, 1993 — Hartford scored 5 goals, Jets 3 in an 8-7 loss vs. Winnipeg at Saskatoon

THIRD PERIOD

AT HOME	8	March 15, 1986 — Hartford scored 5 goals, Blackhawks 3 in an 11-4 win vs. Chicago
ON ROAD	7	Feb. 23, 1980 — Hartford scored 3 goals, Flames 4 in a 6-5 loss at Atlanta Feb. 22, 1982 — Hartford scored 3 goals, North Stars 4 in an 8-7 loss at Minnesota Dec. 6, 1982 — Hartford scored 0 goals, Canadiens 7 in an 11-2 loss at Montreal Oct. 25, 1983 — Hartford scored 5 goals, Kings 2 in an 8-5 win at Los Angeles Oct. 23, 1984 — Hartford scored 1 goal, Flames 6 in a 9-4 loss at Calgary Dec. 1, 1984 — Hartford scored 2 goals, Nordiques 5 in an 8-4 loss at Quebec Dec. 22, 1984 — Hartford scored 3 goals, Canadiens 4 in a 10-5 loss at Montreal Dec. 4, 1985 — Hartford scored 3 goals, Flames 4 in an 8-5 loss at Calgary Feb. 27, 1992 — Hartford scored 4 goals, Penguins 3 in an 8-4 win at Pittsburgh

SINGLE PERIOD RESULTS

MOST SHOTS TAKEN

FIRST PERIOD

AT HOME	26	Feb. 26, 1989 — 8-6 win vs. Pittsburgh
ON ROAD	23	Dec. 28, 1995 — 9-4 loss at Pittsburgh Feb. 23, 1996 — 5-4 loss at Pittsburgh April 6, 2010 — 8-5 win at Tampa Bay April 6, 2015 — 4-3 loss at Buffalo

SECOND PERIOD

AT HOME	32	March 15, 1984 — 5-3 win vs. Toronto
ON ROAD	24	Dec. 13, 1991 — 8-4 win at Buffalo Oct. 22, 2005 — 4-0 win at Washington

THIRD PERIOD

AT HOME	24	Dec. 8, 1983 — 8-6 loss vs. Toronto April 7, 2009 — 9-0 loss vs. NY Islanders
ON ROAD	26	March 2, 2014 — 5-3 loss at Anaheim

OVERTIME

AT HOME	9	April 7, 2007 — 5-4 win vs. Florida
ON ROAD	10	March 5, 2004 — 3-2 win at Atlanta

MOST SHOTS ALLOWED

FIRST PERIOD

AT HOME	22	Feb. 15, 1983 — 5-2 loss vs. Los Angeles
ON ROAD	23	Nov. 7, 1982 — 6-2 loss at Washington Oct. 8, 1992 — 3-2 OT loss at Boston

SECOND PERIOD

AT HOME	24	Nov. 2, 1982 — 7-6 loss vs. Minnesota
ON ROAD	24	Feb. 27, 1982 — 7-1 loss at Washington April 13, 1992 — 6-3 loss at Boston Nov. 13, 1992 — 8-2 loss at Buffalo

THIRD PERIOD

AT HOME	28	Jan. 30, 1982 — 3-2 win vs. Boston
ON ROAD	24	Feb. 19, 1981 — 6-2 loss at Pittsburgh Feb. 15, 2000 — 5-1 loss at Ottawa

OVERTIME

AT HOME	7	Jan. 25, 2002 — 1-1 tie vs. Florida Feb. 21, 2003 — 2-2 tie vs. Florida Dec. 26, 2009 — 3-4 shootout loss vs. Philadelphia
ON ROAD	8	Dec. 12, 1997 — 3-2 loss at Buffalo

MOST SHOTS ON GOAL TAKEN BY BOTH TEAMS

FIRST PERIOD

AT HOME	41	Feb. 15, 1983 — Hartford had 19 shots, Kings 22 in a 5-2 loss vs. Los Angeles Feb. 25, 1984 — Hartford had 24 shots, Flyers 17 in a 9-7 win vs. Philadelphia
ON ROAD	36	Feb. 23, 1996 — Hartford had 23 shots, Penguins 13 in a 5-4 loss at Pittsburgh March 17, 2016 — Carolina had 14 shots, Penguins 22 in a 4-2 loss at Pittsburgh

SECOND PERIOD

AT HOME	39	March 15, 1984 — Hartford had 32 shots, Maple Leafs 7 in a 5-3 win vs. Toronto
ON ROAD	39	Dec. 10, 2001 — Carolina had 21 shots, Rangers 18 in a 4-3 OT win at NY Rangers

THIRD PERIOD

AT HOME	34	Oct. 11, 1986 — Hartford had 17 shots, Flames 17 in a 6-5 win vs. Calgary
ON ROAD	34	Nov. 5, 1980 — Hartford had 21 shots, Blues 13 in a 6-1 loss at St. Louis Oct. 28, 1983 — Hartford had 16 shots, Canucks 18 in a 5-4 OT loss at Vancouver Nov. 27, 1991 — Hartford had 16 shots, Flyers 18 in a 7-3 win at Philadelphia Feb. 6, 1992 — Hartford had 15 shots, Kings 19 in a 5-5 tie at Los Angeles March 2, 2014 — Carolina had 26 shots, Anaheim 8 in a 5-3 loss at Anaheim

OVERTIME

AT HOME	13	April 7, 2007 — Carolina had 9 shots, Panthers 4 in a 5-4 win vs. Florida
ON ROAD	12	Jan. 7, 2003 — Carolina had 8 shots, Thrashers 4 in a 3-3 tie at Atlanta March 5, 2004 — Carolina had 10 shots, Thrashers 2 in a 3-2 OT win at Atlanta

FEWEST SHOTS TAKEN

FIRST PERIOD

AT HOME	1	March 19, 1991 — 1-1 tie vs. Boston; Nov. 26, 2008 — 1-3 loss vs. Philadelphia
ON ROAD	1	March 26, 1980 — 7-0 loss at Winnipeg; Nov. 15, 1990 — 4-2 win at New Jersey Nov. 22, 2006 — 4-2 loss at NY Islanders

SECOND PERIOD

AT HOME	2	Nov. 19, 1988 — 5-2 loss vs. Calgary; Nov. 30, 1988 — 6-3 loss vs. Montreal March 4, 1989 — 6-1 loss vs. Montreal; Jan. 28, 1992 — 4-3 loss vs. Minnesota April 25, 2013 — 4-3 overtime loss vs. NY Rangers; April 2, 2016 — 5-1 loss vs. Columbus
ON ROAD	0	March 8, 1984 — 3-2 loss at Montreal

THIRD PERIOD

AT HOME	1	Dec. 18, 2002 — 1-1 tie vs. Tampa Bay; Nov. 16, 2008 — 3-2 OT win vs. Tampa Bay
ON ROAD	0	Jan. 30, 1999 — 3-1 win at Montreal; Oct. 29, 2002 — 2-1 win at New Jersey March 6, 2006 — 2-1 loss at NY Rangers; March 18, 2014 — 3-1 win at Columbus

FEWEST SHOTS ALLOWED

FIRST PERIOD

AT HOME	1	March 28, 2002 — 4-1 win vs. Philadelphia; March 22, 2007 — 4-3 win vs. Washington Feb. 20, 2009 — 4-1 win vs. Tampa Bay
ON ROAD	1	March 28, 1989 — 4-2 loss at Buffalo; March 21, 1999 — 3-2 OT loss at Dallas March 8, 2001 — 1-0 loss at Tampa Bay; Dec. 28, 2006 — 4-1 loss at Buffalo

SECOND PERIOD

AT HOME	2	Feb. 6, 1991 — 5-1 win vs. Edmonton; Nov. 20, 1993 — 3-2 loss vs. San Jose March 21, 2002 — 3-2 win vs. Florida; Nov. 27, 2005 — 5-2 loss vs. Atlanta April 7, 2009 — 9-0 win vs. NY Islanders Dec. 26, 2011 — 4-2 win vs. New Jersey
ON ROAD	2	Feb. 3, 1990 — 5-1 win at Quebec; Jan. 6, 1998 — 4-2 loss at NY Rangers Nov. 24, 2000 — 3-1 win at Boston; Feb. 7, 2001 — 2-1 OT win at Phoenix Dec. 15, 2002 — 2-1 loss at Minnesota; Jan. 15, 2004 — 5-4 loss at Tampa Bay

THIRD PERIOD

AT HOME	0	Dec. 11, 1985 — 3-1 loss vs. Montreal; March 29, 2003 — 3-1 loss vs. Buffalo
ON ROAD	0	Feb. 8, 2001 — 4-2 loss at Los Angeles; Feb. 3, 2004 — 3-1 loss at Colorado

FEWEST SHOTS ON GOAL TAKEN BY BOTH TEAMS

FIRST PERIOD

AT HOME	7	Nov. 24, 1979 — Hartford had 5 shots, Nordiques 2 in a 4-4 tie vs. Quebec Dec. 6, 1986 — Hartford had 2 shots, Red Wings 5 in a 4-1 loss vs. Detroit Oct. 23, 1993 — Hartford had 4 shots, Sabres 3 in a 3-3 tie vs. Buffalo Oct. 20, 1998 — Carolina had 4 shots, Canucks 3 in a 3-1 win vs. Vancouver Dec. 4, 1998 — Carolina had 3 shots, Penguins 4 in a 3-3 tie vs. Pittsburgh
ON ROAD	6	March 28, 1989 — Hartford had 5 shots, Sabres 1 in a 4-2 loss at Buffalo

SECOND PERIOD

AT HOME	8	March 25, 1989 — Hartford had 5 shots, Blues 3 in a 4-0 win vs. St. Louis Oct. 28, 2009 — Carolina had 5 shots, Blues 3 in a 5-2 loss vs. St. Louis Jan. 28, 2010 — Carolina had 5 shots, Islanders 3 in a 4-1 loss vs. NY Islanders
ON ROAD	8	March 13, 1990 — Hartford had 4 shots, Canucks 4 in a 1-0 win at Vancouver Feb. 26, 1999 — Carolina had 4 shots, Canucks 4 in a 1-0 loss at Vancouver Nov. 19, 1999 — Carolina had 3 shots, Capitals 5 in a 3-3 tie at Washington

THIRD PERIOD

AT HOME	7	Feb. 18, 1986 — Hartford had 5 shots, Canucks 2 in a 5-4 win vs. Vancouver Jan. 3, 1998 — Carolina had 2 shots, Stars 5 in a 6-1 loss vs. Dallas
ON ROAD	5	Oct. 6, 1982 — Hartford had 4 shots, Canadiens 1 in a 2-1 loss at Montreal

SINGLE PERIOD RESULTS

RAPID SCORING RECORDS

FASTEST GOALS

Two	6 seconds	March 28, 1987 — Sylvain Turgeon scored twice (13:59 and 14:05) in the second period of a 5-4 win vs. Pittsburgh.
Three	43 seconds	Oct. 28, 2006 — Eric Staal (8:23), Kevyn Adams (8:32), Erik Cole (9:06) in first period of a 6-4 win vs. Tampa Bay
Four	2 minutes, 28 seconds	Feb. 26, 1989 — Jody Hull (18:52) and Brian Lawton (19:20) scored at end of the first period, and Ron Francis (0:27) and Jody Hull (1:20) scored at the beginning of the second period in an 8-6 win vs. Pittsburgh.
Five	7 minutes, 32 seconds	Oct. 25, 1983 — Sylvain Turgeon (2:24), Bob Crawford (2:52), Ron Francis (4:59) and Blaine Stoughton (9:06 and 9:56) scored third period goals in an 8-5 win at Los Angeles.

FASTEST GOALS BY OPPOSITION

Two	6 seconds	Jan. 6, 2000 — Joe Murphy (17:32) and Anson Carter (17:38) in first period of 7-3 Carolina win at Boston.
Three	42 seconds	Jan. 3, 1984 — John Ogrodnick (15:45), Kelly Kisio (16:20) and Joe Paterson in a 7-1 Detroit win at Detroit.
Four	1 minute, 33 seconds	Nov. 21, 1992 — Andrei Kovalenko (4:01), Gino Cavallini (4:48), Bill Lindsay (5:18) and Claude Lapointe (5:34) scored second period goals for the Nordiques in an 8-2 loss at Quebec.
Five	3 minutes, 23 seconds	Dec. 6, 1982 — Mark Napier (11:44), Pierre Mondou (12:07), Ryan Walter (13:33), Guy Lafleur (14:08) and Keith Acton (15:07) scored third period goals for the Canadiens in an 11-2 loss at Montreal.

FASTEST GOALS BY BOTH TEAMS

Two	4 seconds	Jan. 19, 1980 — Chicago's Bob Murray (19:50) and Hartford's Jody Douglas (19:54) scored third period goals in a 5-3 win at Chicago.
Three	32 seconds	March 28, 1987 — Pittsburgh's Mario Lemieux (13:33) and Hartford's Sylvain Turgeon (13:59 and 14:05) scored second period goals in a 5-4 win vs. Pittsburgh.
	32 seconds	Dec. 27, 2013 — Carolina's Andrej Sekera (19:58 of 1st), Pittsburgh's Sidney Crosby (0:16 of 2nd) and Carolina's Nathan Gerbe (0:30 of 2nd) in a 4-3 overtime loss vs. Pittsburgh.
Four	1 minute, 15 seconds	April 10, 1994 — Tampa Bay's John Tucker (3:11), Denis Savard (3:30 and 3:58) and Hartford's Robert Kron (4:26) scored first period goals in a 6-4 win vs. Tampa Bay.
Five	2 minutes, 34 seconds	April 10, 1994 — Tampa Bay's John Tucker (3:11), Denis Savard (3:30 and 3:58) and Hartford's Robert Kron (4:26) and Jocelyn Lemieux (5:45) scored first period goals in a 6-4 win vs. Tampa Bay.

FASTEST GOAL AT THE START OF A PERIOD

FIRST PERIOD

HARTFORD/CAROLINA OPPONENTS	9 seconds	Shane Willis, Nov. 12, 2000 in a 4-0 win vs. Ottawa
	7 seconds	Dave (Tiger) Williams, Feb. 14, 1987 in a 5-2 loss at Los Angeles

SECOND PERIOD

HARTFORD/CAROLINA OPPONENTS	10 seconds	Randy Cunneynworth, Feb. 18, 1990 in a 6-4 win at Buffalo
	6 seconds	Barry Pederson, Nov. 12, 1986 in a 4-3 win at Vancouver

THIRD PERIOD

HARTFORD/CAROLINA OPPONENTS	8 seconds	Ron Francis, Feb. 12, 1984 in an 11-0 win vs. Edmonton
	*4 seconds	Denis Savard, Jan. 12, 1986 in a 4-3 loss vs. Chicago (*This tied an NHL record for the fastest goal at the start of a period.)

OVERTIME

HARTFORD/CAROLINA OPPONENTS	16 seconds	Jeff O'Neill, Jan. 28, 2000 in a 4-3 win vs. New Jersey
	16 seconds	Glen Wesley, Feb. 22, 2007 in a 3-2 win vs. Philadelphia
	9 seconds	Kelly Miller, Jan. 16, 1999 in a 3-2 loss vs. Washington

TEAM HAT TRICKS

SCORER	DATE	OPP.	GOALTENDER(S)	SCORER	DATE	OPP.	GOALTENDER(S)
1. Blaine Stoughton	11/21/79	Buffalo	Don Edwards	61. Geoff Sanderson (3)	2/15/95	Montreal	Patrick Roy
2. Jordy Douglas	1/17/80	Pittsburgh	Greg Millen	62. Steve Rice	3/29/95	at Florida	J. Vanbiesbrouck (2)/M. Fitzpatrick (1)
3. Mike Rogers	1/30/80	Boston	Gerry Cheevers	63. Igor Chibirev	4/5/95	at Pittsburgh	Wendell Young
4. Jordy Douglas (2)*	2/3/80	NY Islanders	Glenn Resch	64. Geoff Sanderson (4)	12/28/95	at Pittsburgh	Ken Wregget
5. Mark Howe	10/9/80	at St. Louis	Mike Liut	65. Brendan Shanahan	2/23/96	at Pittsburgh	Ken Wregget
6. Mike Rogers (2)	11/26/80	Winnipeg	P. Hamel (1)/L. Middlebrook (2)	66. Geoff Sanderson (5)	3/2/96	Florida	John Vanbiesbrouck
7. Mike Rogers (3)	12/3/80	at Vancouver	Richard Brodeur	67. Jeff O'Neill	1/31/97	Anaheim	Guy Hebert
8. Mike Rogers (4)	1/28/81	Colorado	Al Smith (2)/ENG (1)	68. Kent Manderville	3/12/97	Boston	Jim Carey (2)/ENG (1)
9. Warren Miller	2/8/81	at Philadelphia	Phil Myre	69. Sami Kapanen	11/12/97	at Edmonton	Curtis Joseph
10. Dave Debol	3/10/81	at Detroit	Gilles Gilbert	70. Sami Kapanen (2)	3/15/98	Edmonton	Curtis Joseph
11. Rick Meagher	10/17/81	Detroit	C. Micallef (2)/G. Gilbert (1)	71. Gary Roberts	4/9/98	Toronto	Glenn Healy
12. Blaine Stoughton (2)	12/27/81	Toronto	Michel Larocque	72. Bates Battaglia	3/8/00	Chicago	Jocelyn Thibault (2)/ENG (1)
13. Blaine Stoughton (3)	1/3/82	Pittsburgh	Paul Harrison	73. Rod Brind'Amour	1/7/01	NY Islanders	Wade Flaherty
14. Doug Sulliman	1/25/82	at Chicago	Warren Skorodenski	74. Shane Willis	2/21/01	Atlanta	Damian Rhodes
15. Blaine Stoughton (4)	3/7/82	Los Angeles	Doug Keans	75. Sandis Ozolinsh (2)	3/4/01	at Chicago	Jocelyn Thibault
16. Pierre Larouche	10/16/82	Vancouver	Richard Brodeur	76. Sami Kapanen (3)	11/27/01	at Toronto	Curtis Joseph
17. Blaine Stoughton (5)	12/11/82	Philadelphia	Pelle Lindbergh	77. Erik Cole	12/21/01	Atlanta	Milan Hnilicka
18. Mark Johnson	2/12/83	at NY Islanders	Billy Smith (2)/ENG (1)	78. Erik Cole (2)	11/23/02	at Montreal	Jose Theodore
19. Blaine Stoughton (6)	2/13/83	Toronto	Mike Palmateer	79. Jan Hlavac	11/29/02	Detroit	Curtis Joseph
20. Ron Francis	3/6/83	Quebec	Dan Bouchard	80. Josef Vasicek	10/28/03	San Jose	Vesa Toskala
21. Mark Johnson (2)	12/3/83	St. Louis	Rick Heinz	81. Radim Vrbata	11/29/03	Pittsburgh	Sebastian Caron
22. Ron Francis (2)*	2/12/84	Edmonton	G. Fuhr (2)/A. Moog (1)	82. Jeff O'Neill (2)	1/16/04	Atlanta	Byron Dafoe
23. Greg Malone	2/12/84	Edmonton	G. Fuhr (2)/A. Moog (1)	83. Eric Staal	10/28/05	Philadelphia	Antero Niittymaki
24. Torrie Robertson	3/4/84	Boston	Doug Keans	84. Kevyn Adams	11/17/05	NY Rangers	Henrik Lundqvist
25. Tony Currie	3/25/84	Quebec	Clint Malarchuk	85. Kevyn Adams (2)	12/6/05	at Anaheim	J.S. Giguere
26. Ron Francis (3)	1/8/85	at Toronto	Rick St. Croix	86. Eric Staal (2)	1/15/06	St. Louis	Curtis Sanford
27. Mark Johnson (3)	1/26/85	at Boston	Pete Peeters	87. Erik Cole (3)	1/31/06	at Montreal	Jose Theodore
28. Sylvain Turgeon	3/3/85	Vancouver	Frank Caprice	88. Justin Williams	10/16/06	at Tampa Bay	Marc Denis (2)/Johan Holmqvist (1)
29. Ray Ferraro	3/23/85	Boston	Doug Keans	89. Erik Cole (4)	11/9/06	Washington	Brent Johnson
30. Ray Ferraro (2)	3/29/85	Edmonton	G. Fuhr (1)/A. Moog (2)	90. Eric Staal (3)	11/18/06	Dallas	Marty Turco (2)/ENG (1)
31. Ron Francis (4)	10/19/85	Montreal	Patrick Roy	91. Ray Whitney	2/8/07	at Boston	Tim Thomas
32. Ron Francis (5)	11/23/85	Winnipeg	D. Bouchard (2)/B. Hayward (1)	92. Rod Brind'Amour (2)	10/27/07	at NY Islanders	Rick DiPietro (2)/Wade Dubielewicz (1)
33. Paul Lawless	12/13/85	at Buffalo	Tom Barrasso	93. Cory Stillman	11/5/07	Washington	Olaf Kolzig
34. Sylvain Turgeon (2)	12/18/85	Calgary	Rejean Lemelin	94. Eric Staal (4)	1/18/08	Edmonton	Mathieu Garon (2)/Dwayne Roloson (1)
35. Dean Evason	1/7/86	at Calgary	Rejean Lemelin	95. Joe Corvo	3/16/08	Ottawa	Martin Gerber
36. Kevin Dineen	1/7/86	at Calgary	Rejean Lemelin	96. Chad LaRose	4/2/08	Tampa Bay	Mike Smith
37. John Anderson	3/18/86	at Detroit	Greg Stefan (2)/ENG (1)	97. Eric Staal (5)	11/21/08	Phoenix	Ilja Bryzgalov
38. Kevin Dineen (2)	12/21/86	at NY Rangers	John Vanbiesbrouck	98. Eric Staal (6)	12/26/08	at Atlanta	Johan Hedberg
39. Ray Ferraro (3)	2/18/87	at New Jersey	Alan Chevrier	99. Matt Cullen	2/22/09	Colorado	Andrew Raycroft (2)/ENG (1)
40. Sylvain Turgeon (3)	3/28/87	Pittsburgh	Pat Riggan	100. Ray Whitney (2)	3/6/09	Calgary	Curtis McElhinney
41. Ron Francis (6)	11/18/87	Buffalo	D. Puppa (2)/J. Cloutier (1)	101. Eric Staal (7)*	3/7/09	at Tampa Bay	Mike McKenna (2)/Kari Ramo (2)
42. Ray Ferraro (4)	11/26/88	at Quebec	Mario Gosselin	102. Eric Staal (8)	4/7/09	NY Islanders	Yann Danis (1)/Joey MacDonald (2)
43. Ron Francis (7)	1/27/89	at New Jersey	Craig Billington	103. Erik Cole (5)	12/5/09	Vancouver	Andrew Raycroft (2)/ENG (1)
44. John Anderson (2)	2/11/89	Winnipeg	Daniel Berthiaume	104. Tuomo Ruutu	12/16/09	Dallas	Marty Turco (2)/ENG (1)
45. Jody Hull	2/26/89	Pittsburgh	T. Barrasso (1)/W. Young (2)	105. Eric Staal (9)	1/21/10	at Atlanta	Ondrej Pavelec (2)/ENG (1)
46. Kevin Dineen (3)	3/8/89	Edmonton	Bill Ranford (2)/ENG (1)	106. Eric Staal (10)	4/8/10	Montreal	Jaroslav Halak (2)/ENG (1)
47. Ron Francis (8)	10/8/89	at Quebec	R. Tugnutt (1)/S. Fiset (1)/ENG (1)	107. Eric Staal (11)	11/17/10	Ottawa	Brian Elliott (2)/Pascal Leclaire (1)
48. Kevin Dineen (4)	11/4/89	Los Angeles	Kelly Hrudey	108. Eric Staal (12)	12/18/10	Anaheim	Jonas Hiller
49. Ray Ferraro (5)	12/9/89	New Jersey	S. Burke (2)/C. Terreri (1)	109. Eric Staal (13)	1/24/13	Buffalo	Jonas Enroth (2)/ENG (1)
50. Kevin Dineen (5)	3/6/90	at NY Islanders	Mark Fitzpatrick	110. Jiri Tlustý	4/2/13	Washington	Braden Holtby
51. Ron Francis (9)	2/13/91	Detroit	Tim Cheveldae	111. Jeff Skinner (2)	12/5/13	at Nashville	Marek Mazanec (2)/ENG (1)
52. Murray Craven	12/7/91	Buffalo	Clint Malarchuk	112. Jeff Skinner (2)	1/2/14	at Washington	Philipp Grubauer
53. John Cullen	2/4/92	at San Jose	Jeff Hackett	113. Jiri Tlustý (2)	10/11/14	at NY Islanders	Chad Johnson
54. Geoff Sanderson	11/28/92	Boston	Rejean Lemelin	114. Elias Lindholm	3/8/15	Edmonton	Richard Bachman (2)/ENG (1)
55. Pat Verbeek	2/20/93	Edmonton	Bill Ranford	115. Jeff Skinner (3)	12/11/15	at Anaheim	John Gibson (2)/ENG (1)
56. Geoff Sanderson (2)	2/21/93	Pittsburgh	Tom Barrasso	116. Jeff Skinner (4)	12/15/15	at Philadelphia	Michal Neuvirth
57. Pat Verbeek (2)	2/28/93	NY Islanders	Mark Fitzpatrick				
58. Michael Nylander	4/7/93	at Ottawa	Dan Berthiaume				
59. Pat Verbeek (3)	10/14/93	at Chicago	E. Belfour (2)/J. Hackett (1)				
60. Pat Verbeek (4)	12/7/93	at Washington	R. Tabaracci (2)/D. Beupre (1)				

*Indicates a 4-goal game • ENG = Empty Net Goal

HAT TRICKS

OPPONENTS' HAT TRICKS

SCORER	TEAM	DATE	GOALTENDER
1. Bill Harris	at NY Islanders	10/20/79	John Garrett
2. Wilf Paiement	at Colorado	12/15/79	John Garrett
3. Steve Shutt*	Montreal	1/24/80	John Garrett
4. Peter McNab	Boston	2/27/80	John Garrett (2)/Al Smith (1)
5. Dave Christian	at Winnipeg	3/26/80	Al Smith
6. Dennis Maruk	Washington	11/15/80	John Garrett
7. Anders Hedberg	at NY Rangers	11/16/80	Ken Holland
8. Ron Sedlbauer	at Chicago	11/23/80	Mike Veisor
9. Darryl Sittler*	at Toronto	1/24/81	John Garrett
10. Reggie Leach	at Philadelphia	2/8/81	John Garrett
11. Kent Nilsson	at Calgary	2/27/81	John Garrett
12. Glenn Anderson	Edmonton	3/25/81	Mike Veisor (2)/ENG (1)
13. Mario Tremblay	Montreal	10/15/81	Greg Millen
14. Doug Risebrough	at Montreal	11/29/81	Greg Millen
15. Don Marcotte	Boston	12/26/81	Greg Millen
16. Doug Shedden	at Pittsburgh	1/2/82	John Garrett
17. Wayne Gretzky	at Edmonton	2/19/82	Greg Millen
18. Chris Valentine*	at Washington	2/27/82	Greg Millen
19. Pierre Mondou	at Montreal	3/30/82	Greg Millen
20. Barry Pederson	at Boston	4/4/82	Greg Millen
21. Steve Tambellini	at New Jersey	12/3/82	Greg Millen
22. Ryan Walter	Montreal	12/8/82	Mike Veisor
23. Darcy Rota	Vancouver	1/6/83	Greg Millen
24. Darryl Sittler (2)	Philadelphia	1/8/83	Greg Millen
25. Ivan Boldirev	at Detroit	2/20/83	Greg Millen
26. Matt Pavelich**	at NY Rangers	2/23/83	Greg Millen
27. Dale Hawerchuk	at Winnipeg	2/25/83	Mike Veisor
28. Michel Goulet	at Quebec	3/5/83	Greg Millen (2)/Mike Veisor (1)
29. Peter Stastny	Quebec	3/6/83	Greg Millen
30. Wayne Gretzky (2)	Edmonton	3/8/83	Mike Veisor
31. Barry Pederson (2)	at Boston	3/26/83	Mike Veisor
32. Bernie Nicholls	at Los Angeles	10/25/83	Mike Veisor
33. Mike Bossy	at NY Islanders	11/15/83	Greg Millen
34. Darcy Rota (2)	Vancouver	11/30/83	Greg Millen
35. Rick Vaive	Toronto	12/8/83	Ed Staniowski (2)/Greg Millen (1)
36. Marcel Dionne	Los Angeles	12/30/83	Greg Millen (2)/Ed Staniowski (1)
37. Wayne Gretzky (3)	at Edmonton	1/7/84	Greg Millen (2)/ENG (1)
38. Tony Tanti	at Vancouver	1/15/84	Greg Millen
39. Glenn Anderson* (2)	at Edmonton	3/21/84	Greg Millen (3)/ENG (1)
40. Steve Tambellini (2)	at Calgary	10/23/84	Greg Millen
41. Tony McKegney	Quebec	10/31/84	Greg Millen
42. Marian Stastny	at Quebec	12/1/84	Greg Millen
43. Mats Naslund*	at Montreal	12/3/84	Steve Weeks
44. Kent Nilsson (2)	Calgary	2/6/85	Steve Weeks
45. Doug Gilmour	St. Louis	2/23/86	Mike Liut
46. Mark Hunter	St. Louis	2/23/86	Mike Liut
47. Michel Goulet (2)	Quebec	3/8/86	Mike Liut
48. Charlie Simmer	at Boston	12/18/86	Steve Weeks
49. Michel Goulet (3)	at Quebec	12/27/87	Mike Liut
50. Sergio Momesso	Montreal	2/3/88	Mike Liut
51. Hakan Loob	Calgary	3/15/88	Mike Liut (2)/Richard Brodeur (1)
52. Jiri Hrdina*	at Calgary	11/7/88	Mike Liut
53. Mike Foligno	Buffalo	1/31/89	Peter Sidorkiewicz
54. Brent Ashton	at Winnipeg	2/19/89	Peter Sidorkiewicz
55. Mark Messier*	at Edmonton	2/21/89	Mike Liut
56. Dino Ciccarelli*	Washington	3/18/89	Mike Liut
57. Mario Lemieux*	at Pittsburgh	3/30/89	Kay Whitmore
58. Joe Sakic	at Quebec	10/8/89	Kay Whitmore
59. Denis Savard	at Chicago	12/30/89	Peter Sidorkiewicz
60. Gary Leeman	Toronto	3/8/90	Peter Sidorkiewicz
61. Stephane Richer	Montreal	3/24/90	Peter Sidorkiewicz
62. Pierre Turgeon	at Buffalo	10/28/90	Peter Sidorkiewicz
63. David Volek	at NY Islanders	12/20/90	Peter Sidorkiewicz
64. David Gagner	Minnesota	12/23/90	Daryl Reaugh
65. Brett Hull	at St. Louis	11/9/91	Kay Whitmore

SCORER	TEAM	DATE	GOALTENDER
66. Luc Robitaille*	at Los Angeles	2/6/92	Kay Whitmore
67. Paul Broten	at NY Rangers	3/1/92	Kay Whitmore
68. Mats Sundin**	Quebec	3/5/92	Peter Sidorkiewicz(3)/Kay Whitmore (2)
69. Al MacInnis	at Calgary	3/16/92	Kay Whitmore
70. Kevin Stevens*	Pittsburgh	10/17/92	Sean Burke (2)/Frank Pietrangelo (2)
71. Benoit Hogue	at NY Islanders	10/24/92	Sean Burke
72. Luc Robitaille* (2)	at Buffalo	11/13/92	Sean Burke (3)/Frank Pietrangelo (1)
73. Vincent Damphousse	Montreal	11/25/92	Sean Burke
74. Kevin Miller	at St. Louis	12/1/92	Frank Pietrangelo (2)/Sean Burke (1)
75. Rob Gaudreau	at San Jose	12/3/92	Sean Burke
76. Dimitri Khristich	at Washington	3/19/93	Mario Gosselin (2)/ENG (1)
77. Rick Tocchet	at Pittsburgh	4/1/93	Frank Pietrangelo (2)/Mario Gosselin (1)
78. Joel Otto	Calgary	11/3/93	Frank Pietrangelo
79. Igor Larionov	at San Jose	1/15/94	Sean Burke
80. Luc Robitaille* (2)	at Pittsburgh	2/16/95	Jeff Reese
81. Brian Noonan	NY Rangers	3/1/95	Jeff Reese (2)/ENG (1)
82. Peter Bondra	at Washington	4/21/95	Sean Burke
83. Daniel Alfredsson	Ottawa	11/2/95	Sean Burke
84. Kevin Miller (2)	at San Jose	1/30/96	Sean Burke
85. Vincent Damphousse	at Montreal	1/6/97	Jason Muzzatti
86. Derek King	NY Islanders	1/24/97	Sean Burke
87. Randy McKay	at New Jersey	3/13/97	Trevor Kidd
88. Steve Heinze	at Boston	12/6/97	Trevor Kidd
89. Darryl Sydor	Dallas	1/3/98	Pat Jablonski
90. Vladimir Malakhov	Montreal	2/1/98	Kirk McLean (2)
91. Pat Verbeek	at Dallas	3/20/98	Trevor Kidd (2)/Kirk McLean (1)
92. Wendel Clark	Tampa Bay	12/30/98	Arturs Irbe
93. Peter Bondra (2)	at Washington	2/5/99	Trevor Kidd
94. Sergei Berezin	at Toronto	2/10/99	Arturs Irbe
95. Brian Savage	at Montreal	10/21/00	Arturs Irbe
96. Bill Guerin	Boston	1/2/02	Tom Barrasso (2)/ENG (1)
97. Martin St. Louis	at Tampa Bay	1/30/03	Kevin Weekes
98. Bryan Smolinski	at Los Angeles	2/7/03	Kevin Weekes (2)/Arturs Irbe (1)
99. Robert Lang	at Washington	11/12/03	Kevin Weekes (1)/Jamie Storr (2)
100. Martin St. Louis (2)	at Tampa Bay	1/15/04	Kevin Weekes (1)/Jamie Storr (2)
101. Ladislav Nagy	at Phoenix	12/3/05	Cam Ward (2)/Martin Gerber (1)
102. Mark Recchi	at Pittsburgh	3/4/06	Cam Ward
103. Brad Boyes	at Boston	3/18/06	Cam Ward
104. Alexander Semin	at Washington	10/7/06	Cam Ward
105. Martin St. Louis (3)	at Tampa Bay	10/26/06	Cam Ward
106. Vincent Lecavalier	at Tampa Bay	11/14/07	John Grahame
107. Daniel Briere	Philadelphia	11/21/07	Cam Ward
108. Joffery Lupul	at Philadelphia	12/15/07	John Grahame
109. Scott Hartnell	at Philadelphia	12/11/08	Michael Leighton
110. Brian Little	at Atlanta	12/26/08	Cam Ward
111. Jason Blake	Toronto	1/15/09	Cam Ward
112. Ryan Malone	at Tampa Bay	10/10/09	Cam Ward (2)/ENG (1)
113. Alexei Kovalev	at Ottawa	12/12/09	Manny Legace (2)/ENG (1)
114. Curtis Glencross	at Calgary	2/3/10	Cam Ward (2)/ENG (1)
115. Jeff Carter	Philadelphia	11/11/10	Cam Ward
116. Zdeno Chara	at Boston	1/17/11	Cam Ward (1)/Justin Peters (2)
117. Steven Stamkos	at Tampa Bay	12/31/11	Cam Ward
118. RJ Umberger	at Columbus	3/23/12	Cam Ward
119. Wayne Simmonds	Philadelphia	4/20/13	Justin Peters
120. James Neal	at Pittsburgh	4/27/13	Justin Peters
121. Jussi Jokinen	at Pittsburgh	10/8/13	Cam Ward
122. Derek Stepan	at NY Rangers	11/2/13	Justin Peters
123. Alex Galchenyuk	at Montreal	12/16/14	Cam Ward
124. Ryan Nugent-Hopkins	Edmonton	3/8/15	Cam Ward
125. Joel Ward	at San Jose	10/24/15	Eddie Lack
126. Brandon Saad	Columbus	4/2/16	Eddie Lack

*Indicates a 4-goal game • **Indicates a 5-goal game • ENG = Empty Net Goal

NHL TEAM SHUTOUTS

GOALTENDER	DATE	OPPONENT	SAVES	SCORE	GOALTENDER	DATE	OPPONENT	SAVES	SCORE
1. Al Smith	11/17/79	Edmonton	23	3-0	65. Arturs Irbe (8)	11/20/99	Dallas	24	1-0
2. Al Smith (2)	2/29/80	St. Louis	14	3-0	66. Arturs Irbe (9)	1/9/00	NY Rangers	30	1-0
3. Mike Veisor	10/22/80	Colorado	26	3-0	67. Arturs Irbe (10)	3/21/00	at New Jersey	22	5-0
4. Mike Veisor (2)	12/17/82	at Winnipeg	33	2-0	68. Arturs Irbe (11)	4/2/00	Philadelphia	31	1-0
5. Greg Millen	3/10/83	at New Jersey	23	3-0	69. Arturs Irbe (12)	11/12/00	Ottawa	29	4-0
6. Greg Millen (2)	10/19/83	Washington	22	3-0	70. Arturs Irbe (13)	11/16/00	Ottawa	27	1-0
7. Greg Millen (3)	2/12/84	Edmonton	28	11-0	71. Arturs Irbe (14)	11/30/00	Philadelphia	25	2-0
8. Greg Millen (4)	11/10/84	at Quebec	27	1-0	72. Arturs Irbe (15)	1/14/01	Anaheim	27	4-0
9. Steve Weeks	2/14/85	at New Jersey	19	4-0	73. Arturs Irbe (16)	3/15/01	Washington	25	3-0
10. Steve Weeks (2)	3/16/85	at St. Louis	28	5-0	74. Arturs Irbe (17)	3/21/01	Buffalo	26	1-0
11. Mike Liut	4/4/85	Washington	40	2-0	75. Arturs Irbe (18)	10/7/01	Dallas	32	3-0
12. Mike Liut (2)	11/27/85	at Los Angeles	30	9-0	76. Tom Barrasso	11/4/01	Phoenix	28	1-0
13. Steve Weeks (3)	1/20/86	at NY Rangers	19	5-0	77. Tom Barrasso (2)	12/16/01	at Pittsburgh	11	7-0
14. Mike Liut (3)	3/26/86	Montreal	30	3-0	78. Arturs Irbe (19)	1/15/02	Minnesota	22	2-0
15. Mike Liut (4)	11/21/86	St. Louis	22	4-0	79. Arturs Irbe (20)	3/30/02	at Boston	30	2-0
16. Mike Liut (5)	11/26/86	Buffalo	24	3-0	80. Kevin Weekes	11/7/02	Buffalo	26	2-0
17. Mike Liut (6)	12/23/86	Boston	23	2-0	81. Kevin Weekes (2)	12/22/02	Dallas	28	1-0
18. Steve Weeks (4)	1/24/87	at Toronto	18	3-0	82. Kevin Weekes (3)	3/6/03	at Pittsburgh	21	4-0
19. Mike Liut (7)	3/13/87	at Winnipeg	36	3-0	83. Kevin Weekes (4)	3/7/03	Minnesota	22	1-0
20. Mike Liut (8)	11/11/87	Montreal	24	0-0	84. Kevin Weekes (5)	3/15/03	Los Angeles	23	0-0
21. Mike Liut (9)	1/23/88	Minnesota	33	5-0	85. Kevin Weekes (6)	10/23/03	at Boston	18	2-0
22. Mike Liut (10)	10/29/88	New Jersey	29	3-0	86. Kevin Weekes (7)	10/28/03	San Jose	28	3-0
23. Peter Sidorkiewicz	12/6/88	Buffalo	31	9-0	87. Kevin Weekes (8)	11/23/03	Tampa Bay	21	0-0
24. Peter Sidorkiewicz (2)	1/23/89	at Quebec	27	5-0	88. Kevin Weekes (9)	11/26/03	NY Islanders	28	2-0
25. Peter Sidorkiewicz (3)	3/3/89	Toronto	21	3-0	89. Kevin Weekes (10)	1/6/03	St. Louis	19	2-0
26. Peter Sidorkiewicz (4)	3/25/89	St. Louis	29	4-0	90. Kevin Weekes (11)	1/27/04	at Toronto	32	2-0
27. Mike Liut (11)	10/25/89	Quebec	22	2-0	91. Ward /Gerber	10/22/05	at Washington	1/17	4-0
28. Mike Liut (12)	10/28/89	at Boston	25	1-0	92. Martin Gerber	11/5/05	Florida	27	2-0
29. Mike Liut (13)	11/14/89	at Detroit	26	3-0	93. Martin Gerber (2)	11/11/05	at Florida	26	1-0
30. Peter Sidorkiewicz (5)	3/13/90	at Vancouver	18	1-0	94. Martin Gerber (3)	1/7/06	at NY Islanders	30	3-0
31. Daryl Reaugh	12/22/90	Philadelphia	26	1-0	95. Cam Ward	11/9/06	Washington	20	5-0
32. Peter Sidorkiewicz (6)	2/2/91	at Philadelphia	20	2-0	96. Cam Ward (2)	3/9/07	at Washington	25	3-0
33. Kay Whitmore	10/23/91	San Jose	33	3-0	97. Cam Ward (3)	11/5/07	Washington	35	5-0
34. Peter Sidorkiewicz (7)	2/22/92	Quebec	30	4-0	98. Cam Ward (4)	12/3/07	at NY Rangers	28	4-0
35. Peter Sidorkiewicz (8)	3/3/92	Boston	21	4-0	99. Cam Ward (5)	1/8/08	at Boston	19	1-0
36. Kay Whitmore (2)	3/11/92	Los Angeles	21	4-0	100. Cam Ward (6)	3/12/08	at Chicago	25	3-0
37. Kay Whitmore (3)	3/13/92	at Winnipeg	40	1-0	101. Cam Ward (7)	10/30/08	at St. Louis	19	1-0
38. Jeff Reese	11/27/93	Florida	31	4-0	102. Cam Ward (8)	1/19/09	at Toronto	35	2-0
39. Sean Burke	1/5/94	Winnipeg	20	4-0	103. Cam Ward (9)	1/31/09	Atlanta	19	2-0
40. Sean Burke (2)	1/8/94	NY Islanders	28	6-0	104. Cam Ward (10)	2/15/09	at Buffalo	36	3-0
41. Sean Burke (3)	10/7/95	NY Rangers	37	2-0	105. Cam Ward (11)	3/9/09	NY Rangers	28	3-0
42. Jeff Reese (2)	11/24/95	at Toronto	30	4-0	106. Cam Ward (12)	4/7/09	NY Islanders	12	9-0
43. Sean Burke (4)	1/3/96	Washington	33	2-0	107. Manny Legace	3/7/10	at Atlanta	27	4-0
44. Sean Burke (5)	1/16/96	Vancouver	25	3-0	108. Cam Ward (13)	11/26/10	at Boston	37	3-0
45. Jason Muzzatti	4/4/96	at New Jersey	40	1-0	109. Cam Ward (14)	12/29/10	at Ottawa	37	4-0
46. Sean Burke (6)	4/13/96	Boston	34	2-0	110. Cam Ward (15)	3/15/11	at Buffalo	40	1-0
47. Sean Burke (7)	10/5/96	Phoenix	30	1-0	111. Cam Ward (16)	4/6/11	Detroit	42	3-0
48. Sean Burke (8)	2/22/97	Washington	28	2-0	112. Cam Ward (17)	10/28/11	Chicago	30	3-0
49. Sean Burke (9)	3/5/97	Calgary	30	2-0	113. Cam Ward (18)	1/20/12	Washington	23	3-0
50. Sean Burke (10)	3/7/97	Montreal	26	2-0	114. Cam Ward (19)	2/2/12	at Boston	47	3-0
51. Sean Burke (11)	11/28/97	Tampa Bay	27	2-0	115. Justin Peters	2/20/12	Washington	17	5-0
52. Trevor Kidd	4/1/98	at New Jersey	37	4-0	116. Cam Ward (20)	3/15/12	St. Louis	40	2-0
53. Trevor Kidd (2)	4/4/98	at Montreal	24	1-0	117. Cam Ward (21)	3/27/12	at Toronto	30	3-0
54. Trevor Kidd (3)	4/6/98	at Boston	27	3-0	118. Dan Ellis	2/1/13	Ottawa	33	1-0
55. Arturs Irbe	10/28/98	Chicago	21	2-0	119. Justin Peters (2)	3/12/13	at Washington	26	4-0
56. Arturs Irbe (2)	10/31/98	at Boston	34	2-0	120. Justin Peters (3)	11/7/13	NY Islanders	21	1-0
57. Trevor Kidd (4)	11/25/98	San Jose	36	3-0	121. Anton Khudobin	3/27/14	at Florida	35	3-0
58. Arturs Irbe (3)	12/12/98	Detroit	35	3-0	122. Cam Ward (22)	11/1/14	Arizona	25	3-0
59. Arturs Irbe (4)	12/15/98	Edmonton	29	3-0	123. Anton Khudobin (2)	2/27/15	Washington	28	3-0
60. Arturs Irbe (5)	12/23/98	at NY Rangers	29	1-0	124. Cam Ward (23)	10/21/15	at Colorado	26	1-0
61. Trevor Kidd (5)	1/31/99	at Boston	36	0-0	125. Eddie Lack	1/21/16	at Toronto	32	1-0
62. Arturs Irbe (6)	4/14/99	Washington	19	3-0	125. Eddie Lack (2)	1/26/16	Chicago	26	5-0
63. Arturs Irbe (7)	10/7/99	at Philadelphia	30	2-0					
64. Eric Fichaud	10/30/99	at NY Islanders	24	4-0					

SHUTOUTS

OPPONENTS SHUTOUTS

GOALTENDER	DATE	OPPONENT	SAVES	SCORE	GOALTENDER	DATE	OPPONENT	SAVES	SCORE
1. Ed Mio	12/9/79	at Edmonton	30	3-0	81. Patrick Lalime (2)	12/3/00	Ottawa	28	2-0
2. Mike Liut	12/29/79	at St. Louis	36	3-0	82. Robert Esche	2/16/01	Phoenix	33	2-0
3. Markus Mattsson	3/26/80	at Winnipeg	27	7-0	83. Roman Cechmanek	2/19/01	at Philadelphia	21	4-0
4. Glenn Resch	11/20/80	at NY Islanders	24	5-0	84. Kevin Weekes	3/8/01	at Tampa Bay	20	1-0
5. Glen Hanlon	3/1/81	at Vancouver	28	3-0	85. Olaf Kolzig (2)	3/28/01	at Washington	18	7-0
6. Dave Parro	11/14/81	Washington	44	4-0	86. Chris Osgood	10/17/01	NY Islanders	20	4-0
7. Denis Herron	2/28/82	Montreal	28	5-0	87. Nikolai Khabibulin	11/17/01	at Tampa Bay	26	2-0
8. Denis Herron (2)	3/13/82	at Montreal	24	5-0	88. Nikolai Khabibulin (2)	11/25/01	Tampa Bay	41	4-0
9. Pete Peeters	11/27/82	at Boston	16	8-0	89. Mike Richter (3)	11/29/01	at NY Rangers	22	5-0
10. Frank Caprice	1/15/84	at Vancouver	30	5-0	90. Evgeni Nabokov	2/10/02	at San Jose	24	4-0
11. Doug Keans	1/21/84	Boston	32	2-0	91. Roberto Luongo	12/6/02	Florida	40	2-0
12. Dan Bouchard	1/28/84	at Quebec	23	3-0	92. Chris Osgood (2)	12/28/02	at NY Islanders	25	3-0
13. Mike Liut (2)	3/13/84	at St. Louis	20	2-0	93. Mike Dunham	12/31/02	NY Rangers	30	2-0
14. Glen Hanlon (2)	4/1/84	at NY Rangers	26	2-0	94. Sebastien Caron	1/15/03	Pittsburgh	26	2-0
15. Marc Behrend	11/7/84	Winnipeg	29	3-0	95. Martin Gerber	2/23/03	Anaheim	28	4-0
16. Warren Skorodenski	11/17/84	Chicago	32	7-0	96. Olaf Kolzig (3)	3/2/03	at Washington	21	2-0
17. Kelly Hrudey	12/21/84	NY Islanders	25	1-0	97. Cristobal Huet	3/15/03	Los Angeles	30	0-0
18. Roberto Romano	12/28/84	at Pittsburgh	34	4-0	98. Mathieu Garon	3/30/03	Montreal	33	4-0
19. Tom Barrasso	1/19/85	Buffalo	14	2-0	99. Mika Noronen	11/21/03	at Buffalo	35	5-0
20. Doug Keans (2)	3/7/85	at Boston	21	4-0	100. Nikolai Khabibulin (3)	11/23/03	Tampa Bay	37	0-0
21. Pelle Lindbergh	10/24/85	at Philadelphia	24	3-0	101. Miikka Kiprusoff	12/11/03	at Calgary	23	1-0
22. Tom Barrasso (2)	11/19/85	Buffalo	23	2-0	102. Brian Boucher	1/4/04	Phoenix	26	3-0
23. Bob Froese	11/21/85	at Philadelphia	24	3-0	103. Jose Theodore(4)	2/28/04	at Montreal	18	1-0
24. Eldon Reddick/ Daniel Berthiaume	1/9/87	at Winnipeg	29	3-0	104. Marc Denis	3/2/04	Columbus	25	3-0
25. Tom Barrasso (3)	4/5/87	at Buffalo	14	6-0	105. Pasi Nurminen	3/15/04	at Atlanta	31	1-0
26. Brian Hayward	11/11/87	Montreal	23	0-0	106. Dunham/Berkhoel	11/12/05	Atlanta	5/14	9-0
27. Rick Wamsley	12/17/87	St. Louis	22	2-0	107. Martin Brodeur (5)	2/3/06	at New Jersey	28	3-0
28. Kelly Hrudey (2)	2/20/88	at NY Islanders	29	3-0	108. Martin Biron	4/18/06	Buffalo	33	4-0
29. Patrick Roy	3/12/88	at Montreal	17	5-0	109. Martin Brodeur (6)	10/6/06	New Jersey	29	4-0
30. Pete Peeters (2)	2/3/89	at Washington	31	1-0	110. Cristobal Huet (2)	11/2/06	Montreal	31	4-0
31. Patrick Roy (2)	2/4/90	at Montreal	19	2-0	111. Henrik Lundqvist	11/21/06	at NY Rangers	34	4-0
32. Daren Puppa (1)	3/10/90	Buffalo	31	5-0	112. Miikka Kiprusoff (2)	12/5/06	at Calgary	23	3-0
33. Jon Casey	10/24/90	at Minnesota	33	3-0	113. Marc-Andre Fleury	1/2/07	at Pittsburgh	31	3-0
34. Clint Malarchuk	10/28/90	at Buffalo	29	5-0	114. Curtis Joseph (3)	1/4/07	Phoenix	29	2-0
35. Andy Moog	1/21/91	at Boston	23	3-0	115. Johan Holmqvist	2/1/07	Tampa Bay	31	4-0
36. Ed Belfour	11/10/91	at Chicago	18	3-0	116. Ray Emery	2/28/07	at Ottawa	27	2-0
37. Jeff Reese	12/4/91	Toronto	26	3-0	117. Olaf Kolzig (4)	10/6/07	at Washington	23	2-0
38. Tim Cheveldae	2/23/92	Detroit	24	4-0	118. Johan Hedberg	11/16/07	Atlanta	31	3-0
39. Stephane Fiset	3/9/92	at Quebec	30	2-0	119. Emery/Gerber	12/12/07	Ottawa	1/31	6-0
40. Tim Cheveldae (2)	11/14/92	Detroit	19	2-0	120. Manny Legace	1/5/08	at St. Louis	27	1-0
41. Ed Belfour (2)	3/28/93	at Chicago	16	3-0	121. Chris Mason	2/5/08	at Nashville	31	1-0
42. Dominik Hasek	12/11/93	Buffalo	25	3-0	122. Tomas Vokoun	2/12/09	Florida	42	5-0
43. Patrick Roy (3)	1/26/94	Montreal	30	3-0	123. Ray Emery (2)	10/2/09	Philadelphia	28	2-0
44. Chris Osgood	2/24/94	at Detroit	17	3-0	124. Martin Brodeur (7)	10/17/09	at New Jersey	26	2-0
45. Chris Terreri	3/10/94	at New Jersey	22	4-0	125. Tomas Vokoun (2)	11/4/09	at Florida	32	3-0
46. Mike Richter	3/16/94	at NY Rangers	27	4-0	126. Marty Turco	11/23/09	at Dallas	22	2-0
47. Jim Carey	3/20/95	Washington	30	6-0	127. Ilya Bryzgalov	3/13/10	Phoenix	29	4-0
48. Daren Puppa (2)	3/31/95	at Tampa Bay	25	2-0	128. Johan Hedberg (2)	3/27/10	Atlanta	34	4-0
49. J.C. Bergeron	4/9/95	Tampa Bay	23	3-0	129. Martin Brodeur (8)	4/3/10	New Jersey	26	4-0
50. Blaine Lacher	4/26/95	at Boston	22	1-0	130. Michal Neuvirth	10/27/10	Washington	29	3-0
51. John Vanbiesbrouck	10/21/95	at Florida	24	3-0	131. Brent Johnson	10/30/10	Pittsburgh	33	3-0
52. Craig Billington	10/28/95	at Boston	27	3-0	132. Tim Thomas	1/17/11	at Boston	31	7-0
53. Don Beaupre	11/2/95	Ottawa	41	5-0	133. James Reimer	2/3/11	at Toronto	27	3-0
54. Martin Brodeur	11/14/95	at New Jersey	16	1-0	134. Carey Price	11/16/11	at Montreal	25	4-0
55. Ken Wreggett	12/9/95	at Pittsburgh	35	6-0	135. Jhonas Enroth	11/18/11	Buffalo	34	1-0
56. Jim Carey (2)	12/30/95	at Washington	26	3-0	136. Jose Theodore (5)	3/11/12	at Florida	34	2-0
57. Bill Ranford	2/14/96	Boston	20	3-0	137. Martin Brodeur (9)	3/31/12	New Jersey	22	5-0
58. Ron Hextall	3/25/96	at Philadelphia	21	3-0	138. Peter Budaj	2/18/13	at Montreal	19	3-0
59. John Vanbiesbrouck (2)	10/12/96	at Florida	21	6-0	139. Braden Holtby	2/26/13	at Washington	33	3-0
60. Garth Snow	12/14/96	Philadelphia	21	4-0	140. Ben Bishop	4/4/13	Tampa Bay	45	5-0
61. Patrick Lalime	1/15/97	Pittsburgh	31	3-0	141. Ben Bishop (2)	11/1/13	Tampa Bay	31	3-0
62. Martin Brodeur (2)	2/13/97	at New Jersey	20	4-0	142. Eddie Lack	12/9/13	at Vancouver	31	2-0
63. Martin Brodeur (3)	3/13/97	at New Jersey	35	6-0	143. Sergei Bobrovsky	1/10/14	at Columbus	36	3-0
64. Arturs Irbe	3/21/97	at Dallas	16	2-0	144. Karri Ramo	1/13/14	Calgary	23	2-0
65. Patrick Roy (4)	3/25/97	Colorado	46	4-0	145. Carey Price (2)	1/28/14	at Montreal	36	3-0
66. John Vanbiesbrouck (3)	1/27/98	at Florida	31	3-0	146. Jonas Hiller	10/23/14	at Calgary	16	5-0
67. Tommy Salo	1/30/98	at NY Islanders	32	2-0	147. Troy Grosenick	11/16/14	San Jose	45	2-0
68. Martin Brodeur (4)	3/12/98	New Jersey	21	2-0	148. Luongo/Montoya	11/26/14	at Florida	11/22	1-0
69. Olaf Kolzig	3/18/98	at Washington	36	1-0	149. Cam Talbot	12/21/14	at NY Rangers	18	1-0
70. Mike Richter (2)	10/30/98	at NY Rangers	30	1-0	150. Ryan Miller	1/16/15	Vancouver	28	3-0
71. Mike Vernon	11/12/98	at San Jose	20	3-0	151. Dan Ellis	3/14/15	Florida	27	2-0
72. Ron Hextall/ John Vanbiesbrouck	1/9/99	at Philadelphia	20	2-0	152. Carey Price (3)	3/19/15	at Montreal	31	4-0
73. Byron Dafoe	1/31/99	at Boston	24	0-0	153. Petr Mrazek	4/11/15	Detroit	35	2-0
74. Garth Snow (2)	2/26/99	at Vancouver	23	1-0	154. Jonathan Quick	10/23/15	at Los Angeles	40	3-0
75. Jose Theodore	4/7/99	at Montreal	27	2-0	155. Henrik Lundqvist (2)	11/10/15	at NY Rangers	33	3-0
76. Curtis Joseph	11/3/99	Toronto	24	6-0	156. Roberto Luongo (2)	12/18/15	Florida	24	2-0
77. Felix Potvin	11/10/99	NY Islanders	25	2-0	157. Cam Talbot (2)	1/4/16	at Edmonton	29	1-0
78. Jose Theodore (2)	1/30/00	at Montreal	23	3-0	158. Marc-Andre Fleury (2)	1/17/16	at Pittsburgh	22	5-0
79. Jose Theodore (3)	2/17/00	Montreal	26	3-0					
80. Curtis Joseph (2)	11/8/00	at Toronto	27	5-0					

TEAM PENALTY SHOTS

SHOOTER	DATE	RESULT	OPPONENT	GOALTENDER
1. Mike Rogers	2/22/81	Missed	NY Rangers	Doug Soetaert
2. Blaine Stoughton	3/5/83	Missed	at Quebec	Clint Malarchuk
3. Blaine Stoughton (2)	3/29/83	SCORED	Buffalo	Bob Sauve
4. Bob Crawford	2/1/84	SCORED	at Detroit	Ken Holland
5. Tony Currie	3/17/84	Missed	Pittsburgh	Denis Herron
6. Ron Francis	1/17/86	SCORED	Quebec	Richard Sevigny
7. Dave Tippett	10/31/87	SCORED	Philadelphia	Ron Hextall
8. Dave Tippett (2)	1/9/88	Missed	Pittsburgh	Gilles Meloche
9. Dean Evason	1/13/88	Missed	at Chicago	Darren Pang
10. Kevin Dineen	10/19/89	Missed	at NY Rangers	Mike Richter
11. John Cullen	1/16/92	Missed	at Boston	Andy Moog
12. Murray Craven	3/24/92	SCORED	at Washington	Don Beaupre
13. Andrew Cassels	4/6/94	SCORED	NY Islanders	Ron Hextall
14. Sami Kapanen	3/12/97	SCORED	Boston	Jim Carey
15. Sami Kapanen (2)	1/7/99	Missed	at Pittsburgh	Tom Barrasso
16. Erik Cole	11/29/03	Missed	Pittsburgh	Sebastien Caron
17. Erik Cole (2)	4/2/04	Missed	NY Islanders	Rick DiPietro
18. Erik Cole (3)	11/9/05	SCORED	Buffalo	Martin Biron
19. Erik Cole (4)	11/9/05	Missed	Buffalo	Martin Biron
20. Erik Cole (5)	11/11/05	Missed	at Florida	Roberto Luongo
21. Justin Williams	11/20/05	SCORED	Tampa Bay	John Grahame
22. Frantisek Kaberle	1/13/06	SCORED	Nashville	Tomas Vokoun
23. Erik Cole (6)	1/21/06	SCORED	at Washington	Olaf Kolzig
24. Erik Cole (7)	2/9/06	Missed	at Tampa Bay	John Grahame
25. Eric Staal	12/8/06	Missed	at Vancouver	Roberto Luongo
26. Erik Cole (8)	1/6/07	Missed	NY Islanders	Rick DiPietro
27. Eric Belanger	1/30/07	Missed	Toronto	Andrew Raycroft
28. Justin Williams (2)	3/28/07	Missed	at Philadelphia	Martin Biron
29. Erik Staal (2)	10/26/07	SCORED	Montreal	Cristobal Huet
30. Chad LaRose	11/30/07	Missed	Washington	Olaf Kolzig
31. Chad LaRose (2)	12/28/07	SCORED	Boston	Tim Thomas
32. Erik Staal (3)	1/18/08	SCORED	Edmonton	Mathieu Garon
33. Matt Cullen	2/5/09	SCORED	at San Jose	Evgeni Nabokov
34. Erik Staal (4)	3/3/09	SCORED	at Washington	Michal Neuvirth
35. Ray Whitney	10/23/09	Missed	at Colorado	Craig Anderson
36. Eric Staal (5)	1/16/10	Missed	Atlanta	Ondrej Pavelec
37. Brandon Sutter	3/10/10	Missed	at Washington	Jose Theodore
38. Tom Kostopoulos	11/9/10	Missed	Edmonton	Devan Dubnyk
39. Chad LaRose (3)	3/29/11	Missed	at Washington	Semyon Varlamov
40. Erik Staal (6)	10/28/11	Missed	Chicago	Corey Crawford
41. Patrick Dwyer	11/14/11	SCORED	Philadelphia	Sergei Bobrovsky
42. Jiri Tlustý	12/6/11	SCORED	at Calgary	Miikka Kiprusoff
43. Jeff Skinner	12/7/11	Missed	at Edmonton	Devan Dubnyk
44. Erik Staal (7)	3/7/13	Missed	Montreal	Carey Price
45. Jeff Skinner (2)	12/12/13	Missed	at Calgary	Karri Ramo
46. Jeff Skinner (3)	3/7/14	SCORED	NY Rangers	Henrik Lundqvist
47. Brad Malone	2/3/15	SCORED	at Anaheim	Frederik Andersen
48. Jeff Skinner (4)	12/12/15	Missed	at Arizona	Anders Lindback
49. Elias Lindholm	1/24/16	SCORED	Calgary	Karri Ramo

OPPONENT PENALTY SHOTS

SHOOTER	DATE	RESULT	OPPONENT	GOALTENDER
1. Claude Larose	1/7/80	SAVED	at NY Rangers	Al Smith
2. Steve Kasper	1/27/86	SAVED	at Boston	Mike Liut
3. Mike Gartner	1/17/87	Scored	Washington	Mike Liut
4. Mats Naslund	1/19/87	Scored	at Montreal	Mike Liut
5. Jimmy Carson	11/3/89	SAVED	at Detroit	Mike Liut
6. Bob Sweeney	12/12/90	Scored	Boston	Peter Sidorkiewicz
7. Randy Burridge	3/31/91	SAVED	at Boston	Kay Whitmore
8. Luc Robitaille	2/6/92	Scored	at Los Angeles	Kay Whitmore
9. Michal Pivonka	1/21/95	SAVED	Washington	Sean Burke
10. Wayne Presley	3/8/96	SAVED	Toronto	Sean Burke
11. Brian Bradley	4/3/96	SAVED	at Tampa Bay	Sean Burke
12. Brendan Shanahan	11/5/97	SAVED	Detroit	Trevor Kidd
13. Keveny Adams	2/14/00	SAVED	at Toronto	Arturs Irbe
14. Ray Ferraro	2/21/01	Scored	Atlanta	Arturs Irbe
15. Joe Sacco	3/30/01	Scored	Washington	Arturs Irbe
16. Anson Carter	11/11/01	SAVED	Edmonton	Tom Barrasso
17. Pavel Bure	1/25/02	SAVED	Florida	Arturs Irbe
18. Jan Hlavac	11/6/03	Scored	NY Rangers	Kevin Weekes
19. Chris Phillips	12/28/05	SAVED	at Ottawa	Cam Ward
20. Michael Ryder	12/31/05	SAVED	Montreal	Martin Gerber
21. Martin Straka	3/14/06	SAVED	NY Rangers	Martin Gerber
22. Marc Savard	4/1/06	Scored	at Atlanta	Cam Ward
23. Jim Slater	4/8/06	SAVED	at Atlanta	Martin Gerber
24. John Pohl	12/15/06	SAVED	Toronto	Cam Ward
25. Ales Kotalik	12/28/06	Scored	at Buffalo	John Grahame
26. Tomas Plekanec	2/17/07	Scored	at Montreal	Cam Ward
27. Bryan Allen	4/7/07	SAVED	Florida	John Grahame
28. Richard Park	10/27/07	SAVED	at NY Islanders	John Grahame
29. Vincent Lecavalier	11/8/07	SAVED	Tampa Bay	Cam Ward
30. Mike Richards	11/21/07	SAVED	Philadelphia	Cam Ward
31. Drew Stafford	12/1/07	SAVED	at Buffalo	John Grahame
32. Nathan Horton	2/16/08	Scored	Florida	John Grahame
33. Doug Weight	10/25/08	SAVED	at NY Islanders	Cam Ward
34. Alex Tanguay	10/28/08	Scored	at Montreal	Cam Ward
35. Alex Ovechkin	12/7/08	SAVED	Washington	Michael Leighton
36. Guillaume Latendresse	12/16/08	Scored	Montreal	Cam Ward
37. Evgeni Malkin	4/4/09	SAVED	Pittsburgh	Cam Ward
38. Derek Roy	4/9/09	Scored	Buffalo	Michael Leighton
39. Mike Richards	1/23/10	SAVED	at Philadelphia	Cam Ward
40. Sean Bergenheim	12/20/10	SAVED	at Tampa Bay	Justin Peters
41. Jack Skille	11/29/11	SAVED	Florida	Cam Ward
42. Alex Ovechkin (2)	1/2/14	SAVED	at Washington	Anton Khudobin
43. Tyler Ennis	3/13/14	Scored	Buffalo	Cam Ward
44. Brian Gibbons	4/1/14	SAVED	at Pittsburgh	Anton Khudobin
45. Dustin Brown	11/22/15	Scored	Los Angeles	Cam Ward
46. Brayden Schenn	11/23/15	SAVED	at Philadelphia	Eddie Lack

INDIVIDUAL RECORDS IN A SEASON SERIES

MOST GOALS

Eric Staal	8	vs. Tampa Bay, 2008-09
Sylvain Turgeon	7	vs. Montreal, 1985-86
Kevin Dineen	7	vs. Buffalo, 1988-89
Pat Verbeek	7	vs. Quebec, 1989-90
Geoff Sanderson	7	vs. Boston, 1992-93
Pat Verbeek	7	vs. Buffalo, 1992-93
Geoff Sanderson	7	vs. Buffalo, 1996-97
Erik Cole	7	vs. Washington, 2006-07
Eric Staal	7	vs. Atlanta, 2007-08

MOST ASSISTS

Ron Francis	13	vs. Boston, 1986-87
Dave Babych	10	vs. Buffalo, 1987-88
Ron Francis	9	vs. Boston, 1984-85
Ron Francis	9	vs. Montreal, 1984-85
Dave Babych	9	vs. Buffalo, 1988-89
Pat Verbeek	9	vs. Montreal, 1989-90
John Cullen	9	vs. Buffalo, 1991-92

MOST POINTS

Ron Francis	16	vs. Boston, 1986-87
Erik Staal	16	vs. Atlanta, 2007-08
Kevin Dineen	15	vs. Buffalo, 1988-89
Pat Verbeek	14	vs. Quebec, 1989-90
Dave Babych	13	vs. Buffalo, 1987-88

MOST GAME-WINNING GOALS

Erik Cole	9	2010-11
Blaine Stoughton	9	1979-80
Blaine Stoughton	8	1982-83
Kevin Dineen	8	1985-86
Carey Wilson	8	1987-88
Erik Cole	8	2005-06
Justin Williams	8	2006-07
Eric Staal	8	2008-09
Eric Staal	8	2010-11

SEASON

Kevin Dineen	7	1986-87
Ron Francis	7	1986-87
Ray Ferraro	7	1988-89
Geoff Sanderson	7	1995-96
Sami Kapanen	7	1998-99
Jeff O'Neill	7	1999-00
Jeff O'Neill	7	2002-03
Eric Staal	7	2007-08
Jeff Skinner	7	2015-16

Mike Rogers	6	vs. Colorado, 1979-80
Mike Rogers	6	vs. Quebec, 1979-80
Blaine Stoughton	6	vs. Vancouver, 1979-80
Ron Francis	6	vs. Buffalo, 1982-83
Blaine Stoughton	6	vs. Montreal, 1982-83
Kevin Dineen	6	vs. Boston, 1984-85
Kevin Dineen	6	vs. Buffalo, 1985-86
Kevin Dineen	6	vs. NY Rangers, 1986-87
Dean Evason	6	vs. Montreal, 1986-87

Eric Staal	9	vs. Atlanta, 2007-08
Rod Brind'Amour	8	vs. Atlanta, 2006-07
Rod Brind'Amour	8	vs. Florida, 2006-07
Ron Francis	8	vs. Boston, 1985-86
Ron Francis	8	vs. Minnesota, 1983-84
Ron Francis	8	vs. Buffalo, 1986-87
Kevin Dineen	8	vs. Buffalo, 1988-89

Ron Francis	13	vs. Montreal, 1984-85
Pat Verbeek	13	vs. Montreal, 1989-90
John Cullen	13	vs. Buffalo, 1991-92
Doug Sulliman	12	vs. Quebec, 1980-81
Ron Francis	12	vs. Quebec, 1989-90

Sylvain Turgeon	6	vs. Quebec, 1987-88
Ray Ferraro	6	vs. Quebec, 1988-89
Kevin Dineen	6	vs. Montreal, 1988-89
Kevin Dineen	6	vs. Los Angeles, 1989-90
Sami Kapanen	6	vs. Edmonton, 1997-98
Rod Brind'Amour	6	vs. Washington, 2005-06
Eric Staal	6	vs. Tampa Bay, 2006-07
Eric Staal	6	vs. NY Islanders, 2008-09
Jussi Jokinen	6	vs. Atlanta, 2009-10

Pat Verbeek	8	vs. Buffalo, 1991-92
Andrew Cassels	8	vs. Boston, 1992-93
Andrew Cassels	8	vs. Buffalo, 1993-94
Rod Brind'Amour	8	vs. Atlanta, 2005-06
Eric Staal	8	vs. Pittsburgh, 2005-06
Cory Stillman	8	vs. Washington, 2005-06

Eric Staal	12	vs. Pittsburgh, 2005-06
Rod Brind'Amour	12	vs. Atlanta, 2006-07
Rod Brind'Amour	12	vs. Florida, 2006-07
Erik Cole	12	vs. Washington, 2006-07

CAREER

Ron Francis	57
Eric Staal	47
Jeff O'Neill	38
Kevin Dineen	37
Erik Cole	34
Rod Brind'Amour	29
Blaine Stoughton	29
Sami Kapanen	28
Geoff Sanderson	26
Jeff Skinner	22
Pat Verbeek	22
Sylvain Turgeon	19
Ray Whitney	19
Robert Kron	18
Ray Ferraro	17
Jussi Jokinen	14

OVERTIME RESULTS

TEAM OVERTIME RESULTS

REGULAR-SEASON OVERTIME RESULTS

YEAR	OVERALL	HOME	ROAD	YEAR	OVERALL	HOME	ROAD
1983-84	2-3-10 (.457)	1-0-5 (.583)	1-3-5 (.389)	2000-01	6-3-9 (.583)	2-0-3 (.700)	4-3-6 (.538)
1984-85	4-4-9 (.500)	2-3-5 (.450)	2-1-4 (.571)	2001-02	6-5-16 (.519)	4-2-11 (.559)	2-3-5 (.450)
1985-86	1-2-4 (.400)	0-1-2 (.333)	1-1-2 (.500)	2002-03	2-6-11 (.395)	0-3-9 (.375)	2-3-2 (.429)
1986-87	2-0-7 (.611)	0-0-5 (.500)	2-0-2 (.750)	2003-04	5-6-14 (.480)	3-2-8 (.538)	2-4-6 (.417)
1987-88	3-2-7 (.542)	3-0-5 (.688)	0-2-2 (.250)	2005-06	12-8 (.600)	7-2 (.777)	5-6 (.455)
1988-89	1-4-5 (.350)	0-3-2 (.200)	1-1-3 (.500)	2006-07	6-8 (.429)	3-4 (.429)	3-4 (.429)
1989-90	0-0-9 (.500)	0-0-5 (.500)	0-0-4 (.500)	2007-08	7-6 (.538)	4-4 (.500)	3-2 (.600)
1990-91	2-5-11 (.416)	0-1-6 (.428)	2-4-5 (.450)	2008-09	10-7 (.588)	4-1 (.800)	6-6 (.500)
1991-92	2-3-13 (.472)	0-1-10 (.455)	2-2-3 (.500)	2009-10	9-10 (.474)	7-3 (.700)	2-7 (.222)
1992-93	3-9-6 (.333)	2-4-5 (.409)	1-5-1 (.214)	2010-11	11-11 (.500)	7-5 (.583)	4-6 (.400)
1993-94	4-1-9 (.607)	3-1-6 (.600)	1-0-3 (.625)	2011-12	4-16 (.200)	3-7 (.300)	1-9 (.100)
1994-95	4-0-5 (.722)	3-0-3 (.750)	1-0-2 (.667)	2012-13	2-4 (.333)	1-1 (.500)	1-3 (.250)
1995-96	2-3-9 (.464)	1-1-4 (.500)	1-2-5 (.38)	2013-14	6-11 (.353)	3-6 (.333)	3-5 (.375)
1996-97	3-4-11 (.472)	2-1-2 (.600)	1-3-9 (.423)	2014-15	6-11 (.353)	4-7 (.364)	2-4 (.333)
1997-98	2-2-8 (.500)	0-1-7 (.438)	2-1-1 (.625)	2015-16	10-16 (.385)	3-7 (.300)	7-9 (.438)
1998-99	1-5-18 (.417)	1-2-9 (.458)	0-3-9 (.375)				
1999-00	4-0-10 (.643)	3-0-5 (.688)	1-0-5 (.583)				
				TOTALS	142-175-201	79-73-117	66-102-84

REGULAR-SEASON OVERTIME GOALS

GOAL SCORER	DATE	TIME	RESULT	OPP. GOALIE	GOAL SCORER	DATE	TIME	RESULT	OPP. GOALIE
1. Blaine Stoughton	11/26/83	4:52	4-3 win vs. NYR	Steve Weeks	56. Jeff O'Neill (6)	12/18/03	2:14	2-1 win vs. PIT	Sebastien Caron
2. Tony Currie	3/24/84	0:46	3-2 win at QUE	Dan Bouchard	57. Sean Hill (2)	12/27/03	0:39	2-1 win vs. MTL	Jose Theodore (3)
3. Risto Siltanen	10/13/84	2:25	3-2 win vs. BOS	Pete Peeters	58. Kevyn Adams	3/5/04	4:59	3-2 win at ATL	Pasi Nurminen
4. Greg Malone	12/8/84	4:27	4-3 win at NYI	Kelly Hrudey	59. Bret Hedican	3/20/04	4:00	3-2 win at OTT	Patrick Lalime (2)
5. Pat Boutette	12/15/84	3:23	4-3 win vs. MTL	Doug Soetaert	60. Matt Cullen	10/26/05	3:24	4-3 win vs. BOS	Andrew Raycroft
6. Mike Crombeen	2/21/85	3:45	4-3 win at NYR	Glen Hanlon	61. Frantisek Kaberle	11/29/05	0:32	4-3 win at ATL	Michael Garnett
7. Kevin Dineen	10/17/85	1:49	4-3 win at NJ	Glenn Resch	62. Frantisek Kaberle (2)	1/13/06	2:31	5-4 win vs. NSH	Tomas Vokoun
8. Kevin Dineen (2)	12/21/86	2:57	4-3 win at NYR	J. Vanbiesbrouck	63. Ray Whitney	4/3/06	3:35	6-5 win vs. WSH	Olaf Kolzig (2)
9. Ron Francis	1/19/87	4:57	5-4 win at MTL	Brian Hayward	64. Anton Babchuk	10/25/06	1:11	5-4 win at ATL	Kari Lehtonen
10. Sylvain Turgeon	10/17/87	3:59	4-3 win vs. NJ	Alain Chevrier	65. Erik Cole (2)	12/23/06	1:59	3-2 win at FLA	Ed Belfour
11. Kevin Dineen	1/2/88	0:55	5-4 win vs. PIT	Gilles Meloche	66. Justin Williams	1/16/07	1:47	3-2 win at FLA	Ed Belfour (2)
12. Ray Ferraro	1/24/88	2:21	2-1 win vs. DET	Sam St. Laurent	67. Glen Wesley	2/22/07	0:16	3-2 win vs. PHI	Antero Niittymaki
13. Brian Lawton	1/4/89	3:19	5-4 win at BUF	Daren Pappa	68. Ray Whitney (2)	4/1/07	1:30	4-3 win at FLA	Ed Belfour (3)
14. Randy Cunneynworth	11/10/90	0:49	3-2 win at MIN	Jon Casey	69. Rod Brind'Amour (2)	4/7/07	4:36	5-4 win vs. FLA	Craig Anderson
15. Scott Young	12/7/90	0:53	4-3 win at BUF	Clint Malarchuk	70. Scott Walker	12/18/07	4:27	3-2 win vs. TOR	Vesa Toskala
16. Adam Burt	2/29/92	4:58	5-4 win at MIN	Jon Casey (2)	71. Cory Stillman	1/21/08	0:52	3-2 win at NYI	Rick DiPietro
17. Andrew Cassels	4/15/92	1:38	4-3 win at PHI	Dominik Roussel	72. Rod Brind'Amour (3)	1/31/08	3:20	3-2 win vs. TOR	Vesa Toskala (2)
18. Murray Craven	11/28/92	2:53	4-3 win vs. BOS	Rejean Lemelin	73. Sergei Samsonov	2/26/08	1:36	2-1 win vs. NJ	Martin Brodeur
19. Murray Craven (2)	3/16/93	1:03	4-3 win at TB	Wendell Young	74. Scott Walker (2)	3/8/08	2:50	4-3 win vs. BUF	Ryan Miller
20. Mark Janssens	4/14/93	1:08	5-4 win vs. NYI	Mark Fitzpatrick	75. Eric Staal (2)	10/11/08	4:36	4-3 win at TB	Mike Smith
21. Brian Propp	11/10/93	0:20	4-3 win vs. OTT	Darrin Madeley	76. Niclas Wallin	11/4/08	1:52	5-4 win at TOR	Vesa Toskala (3)
22. Robert Kron	11/23/93	3:55	2-1 win at FLA	J. Vanbiesbrouck (2)	77. Sergei Samsonov (2)	11/28/08	3:53	3-2 win at PHI	Martin Biron (2)
23. Geoff Sanderson	12/26/93	4:10	3-2 win vs. OTT	Craig Billington	78. Joe Corvo	12/18/08	4:16	2-1 win vs. FLA	Tomas Vokoun (2)
24. Andrew Cassels (2)	3/30/94	3:15	3-2 win vs. CHI	Jeff Hackett	79. Tuomo Ruutu	12/21/08	1:43	3-2 win at MTL	Carey Price
25. Darren Turcotte	2/22/95	2:59	3-2 win vs. BOS	Blaine Lacher	80. Ray Whitney (3)	3/23/09	1:37	3-2 win at FLA	Tomas Vokoun (3)
26. Robert Kron (2)	3/4/95	1:11	3-2 win vs. TB	Darren Pappa (2)	81. Anton Babchuk	4/4/09	1:11	3-2 win vs. PIT	Marc-Andre Fleury
27. Geoff Sanderson (2)	3/26/95	2:16	4-3 win at WSH	Jim Carey	82. Ray Whitney (4)	1/2/10	3:45	2-1 win at NYR	Henrik Lundqvist
28. Darren Turcotte (2)	4/14/95	1:04	4-3 win vs. NYI	Patrick Roy	83. Sergei Samsonov (3)	2/11/10	1:47	4-3 win vs. BUF	Ryan Miller (2)
29. Adam Burt (2)	2/9/96	3:24	3-2 win at COL	Patrick Roy (2)	84. Brian Pothier	3/11/10	0:23	4-3 win vs. PIT	Brent Johnson
30. Geoff Sanderson (3)	2/17/96	1:49	2-1 win vs. BUF	Dominik Hasek	85. Ray Whitney (5)	3/18/10	4:02	4-3 win vs. WSH	Semyon Varlamov
31. Curtis Leschyshyn	11/9/96	4:55	4-3 win vs. BUF	Dominik Hasek (2)	86. Jamie McBain	3/20/10	4:59	3-2 win at PIT	Marc-Andre Fleury (2)
32. Robert Kron (3)	12/21/96	2:11	6-5 win vs. TB	Rick Tabaracci	87. Anton Babchuk (2)	10/23/10	2:52	4-3 win at PHX	Ilya Bryzgalov
33. Robert Kron (4)	1/22/97	4:46	2-1 win vs. FLA	Mark Fitzpatrick (2)	88. Brandon Sutter	12/3/10	1:16	2-1 win vs. COL	Craig Anderson (2)
34. Bates Battaglia	1/10/98	1:59	2-1 win at NYI	Wade Flaherty	89. Erik Cole (3)	1/9/11	2:09	4-3 win vs. ATL	Ondrej Pavelec
35. Jeff O'Neill	3/6/98	2:34	5-4 win at PHX	Nikolai Khabibulin	90. Erik Cole (4)	2/5/11	2:48	4-3 win vs. ATL	Ondrej Pavelec (2)
36. Gary Roberts	1/28/99	3:18	3-2 win vs. NYR	Mike Richter	91. Jamie McBain (2)	3/3/11	0:26	3-2 win vs. BUF	Ryan Miller (3)
37. Nolan Pratt	12/26/99	0:27	4-3 win vs. FLA	M. Shtalenkov	92. Joni Pitkanen	3/18/11	3:58	3-2 win vs. NYI	AI Montoya
38. Marek Malik	1/24/99	0:55	3-2 win vs. MTL	Jose Theodore	93. Tuomo Ruutu (2)	12/23/11	1:36	2-1 win vs. OTT	Craig Anderson (3)
39. Jeff O'Neill (2)	1/28/00	0:16	4-3 win vs. NJ	Chris Terreri	94. Erik Staal (3)	12/29/11	3:09	4-3 win vs. TOR	James Reimer
40. Jeff O'Neill (3)	2/26/00	2:28	2-1 win at FLA	Mike Vernon	95. Justin Faulk	3/6/12	3:38	4-3 win at WSH	Michal Neuvirth
41. Sandis Ozolinsh	10/31/00	2:35	6-5 win vs. TB	Kevin Weekes	96. Jay Harrison	2/7/13	2:19	3-2 win at OTT	Craig Anderson
42. Bates Battaglia (2)	11/29/00	1:41	2-1 win at FLA	Trevor Kidd	97. Manny Malhotra	11/5/13	2:40	2-1 win vs. PHI	Steve Mason
43. Ron Francis (2)	1/16/01	0:33	3-2 win at MTL	Jose Theodore (2)	98. Alexander Semin	12/31/13	3:27	5-4 win vs. MTL	Carey Price (2)
44. Jeff O'Neill (4)	2/7/01	0:25	2-1 win at PHX	Sean Burke	99. Jeff Skinner	1/2/14	1:20	4-3 win at WSH	Philipp Grubauer
45. Rod Brind'Amour	3/30/01	3:07	4-3 win vs. WSH	Olaf Kolzig	99. Jay Harrison (2)	3/4/14	4:18	3-2 win at SJ	Alex Stalock
46. Shane Willis	4/1/01	1:18	3-2 win at OTT	Patrick Lalime	100. Elias Lindholm	11/7/14	4:22	3-2 win vs. CBJ	Curtis McElhinney
47. Jeff O'Neill (5)	10/20/01	1:33	2-1 win vs. ATL	Milan Hnilicka	101. Victor Rask	10/21/15	1:49	1-0 win at COL	Semyon Varlamov (2)
48. Sami Kapanen	10/28/01	1:33	3-2 win vs. LA	Felix Potvin	102. Ron Hainsey	10/29/15	2:21	3-2 win at NYI	Thomas Greiss
49. Josef Vasicek	11/4/01	0:52	1-0 win vs. PHX	Sean Burke (2)	103. Jordan Staal	11/7/15	2:51	3-2 win vs. OTT	Andrew Hammond
50. Ron Francis (3)	12/10/01	2:36	4-3 win at NYR	Mike Richter (2)	104. Victor Rask (2)	12/12/15	0:53	5-4 win at ARI	Anders Lindback
51. Erik Cole	12/21/01	1:28	5-4 win vs. ATL	Milan Hnilicka (2)	105. Jordan Staal (2)	1/9/16	2:45	4-3 win at CBJ	Joonas Korpisalo
52. Sean Hill	3/5/02	1:36	2-1 win at CHI	Steve Passmore	106. Jeff Skinner (2)	1/12/16	3:02	3-2 win vs. PIT	Marc-Andre Fleury (3)
53. Aaron Ward	12/20/02	3:52	3-2 win at ATL	Byron Dafoe	107. Jordan Staal (3)	1/21/16	2:54	1-0 win at TOR	James Reimer (2)
54. Craig Adams	3/12/03	3:41	3-2 win at BUF	Martin Biron	108. Phil Di Giuseppe	3/10/16	1:30	3-2 win at BOS	Tuukka Rask
55. Eric Staal	11/8/03	2:44	3-2 win vs. LA	Roman Cechmanek					

OPPONENTS' REGULAR-SEASON OVERTIME GOALS


GOAL SCORER	DATE	TIME	RESULT	CAR. GOALIE	GOAL SCORER	DATE	TIME	RESULT	CAR. GOALIE
1. Patrik Sundstrom	10/23/83	4:52	5-4 loss at VAN	Greg Millen	65. Mike Ribeiro	2/28/04	3:38	1-0 loss vs. MTL	Kevin Weekes (8)
2. Jan Ludvig	2/16/84	4:54	6-5 loss at NJ	Ed Staniowski	66. Dany Heatley	3/15/04	1:43	1-0 loss at ATL	Kevin Weekes (9)
3. Mike Foligno	3/11/84	1:53	4-3 loss at BUF	Greg Millen (2)	67. Aleksey Morozov	3/19/04	1:17	4-3 loss at PIT	Kevin Weekes (10)
4. Petri Skriko	2/1/85	1:11	4-3 loss at VAN	Steve Weeks	68. Ken Klee	10/20/05	4:44	5-4 loss at TOR	Cam Ward
5. Dan Daoust	2/17/85	1:30	5-4 loss vs. TOR	Steve Weeks (2)	69. Dan Boyle	12/26/05	4:26	5-4 loss at TB	Martin Gerber
6. Marcel Dionne	2/23/85	2:46	2-1 loss vs. LA	Mike Liut	70. Sami Kapanen	12/29/05	1:27	4-3 loss vs. PHI	Cam Ward (2)
7. Jean-Marc Lanthier	3/3/85	2:47	7-6 loss vs. VAN	Mike Liut (2)	71. Joel Kwiatkowski	3/11/06	1:14	4-3 loss at FLA	Martin Gerber (2)
8. Ray Bourque	1/29/86	2:26	5-4 loss vs. BOS	Steve Weeks (3)	72. Brian Gionta	4/11/06	0:28	4-3 loss vs. NJ	Martin Gerber (3)
9. Claude Loiselle	2/6/86	2:22	5-4 loss at DET	Mike Liut (3)	73. Martin St. Louis	4/15/06	4:49	3-2 loss at TB	Martin Gerber (4)
10. Gary Roberts	12/22/87	4:10	6-5 loss at CGY	Steve Weeks (4)	74. Tom Poti	10/21/06	0:23	4-3 loss at NYI	John Grahame
11. Dave Brown	2/15/88	3:55	5-4 loss at PHI	Mike Liut (4)	75. Daniel Sedin	12/8/06	3:02	4-3 loss at VAN	Cam Ward (3)
12. Petri Skriko (2)	11/5/88	0:34	3-2 loss vs. VAN	Mike Liut (5)	76. Zdeno Chara	2/3/07	1:49	4-3 loss vs. BOS	Cam Ward (4)
13. Rob Brown	12/26/88	1:39	4-3 loss vs. PIT	Mike Liut (6)	77. Saku Koivu	10/3/07	1:05	3-2 loss vs. MTL	Cam Ward (5)
14. Marc Fortier	1/28/89	0:32	3-2 loss vs. QUE	Peter Sidorkiewicz	78. Simon Gagne	10/20/07	0:48	3-2 loss at PHI	John Grahame (2)
15. Brent Ashton	2/19/89	3:23	7-6 loss at WPG	Peter Sidorkiewicz (2)	79. Marian Hossa	1/2/08	4:28	5-4 loss vs. ATL	Cam Ward (6)
16. Dave Andreychuk	12/18/90	1:07	4-3 loss vs. BUF	Daryl Reaugh	80. Michal Handzus	10/17/08	3:21	4-3 loss at LA	Cam Ward (7)
17. Brian Benning	1/8/91	3:37	4-3 loss at LA	Daryl Reaugh (2)	81. Jeff Carter	12/6/09	3:34	2-1 loss vs. PHI	Michael Leighton
18. Rod Brind'Amour	1/31/91	0:55	4-3 loss at STL	Daryl Reaugh (3)	82. Cal Clutterbuck	10/24/09	1:55	3-2 loss at MIN	Cam Ward (8)
19. Brent Gilchrist	3/25/91	3:03	3-2 loss at MTL	Peter Sidorkiewicz (3)	83. Kyle Okposo	11/13/09	4:45	4-3 loss vs. NYI	Manny Legace
20. Greg Brown	3/27/91	2:47	4-3 loss at NJ	Peter Sidorkiewicz (4)	84. Mike Green	12/11/09	1:16	4-3 loss at WSH	Cam Ward (9)
21. Ray Bourque	11/16/91	1:39	5-4 loss vs. BOS	Peter Sidorkiewicz (5)	85. Tomas Fleischmann	3/10/10	3:20	4-3 loss at WSH	Manny Legace (2)
22. Stephan Lebeau	12/21/91	4:09	3-2 loss at MTL	Kay Whitmore	86. Martin St. Louis (2)	3/23/10	0:29	3-2 loss at TB	Manny Legace (3)
23. Vladimir Ruzicka	1/16/92	0:26	4-3 loss at BOS	Peter Sidorkiewicz (6)	87. Bryan Allen	1/31/11	1:16	4-3 loss vs. FLA	Cam Ward (10)
24. Joe Juneau	10/8/92	2:16	3-2 loss at BOS	Sean Burke	88. Mats Zuccarello	1/5/11	3:09	2-1 loss at NYR	Cam Ward (11)
25. Randy McKay	10/28/92	0:48	4-3 loss vs. NJ	Frank Pietrangelo	89. Mattias Tedenby	2/8/11	2:42	3-2 loss at NJ	Cam Ward (12)
26. Ted Donato	11/27/92	4:36	5-4 loss at BOS	Frank Pietrangelo (2)	90. Marc-Andre Bergeron	2/12/11	1:32	4-3 loss at TB	Cam Ward (13)
27. Gregori Pantalejev	1/2/93	2:36	3-2 loss at BOS	Frank Pietrangelo (3)	91. Tim Stapleton	3/9/11	1:38	3-2 loss vs. ATL	Cam Ward (14)
28. Ric Nattress	1/24/93	2:36	5-4 loss at PHI	Frank Pietrangelo (4)	92. Marc-Andre Gragnani	4/3/11	2:56	2-1 loss vs. BUF	Cam Ward (15)
29. Gary Roberts (2)	2/13/93	3:29	4-3 loss at CGY	Sean Burke (2)	93. Mike Green (2)	10/8/11	2:24	4-3 loss at WSH	Brian Boucher
30. Pierre Turgeon	2/28/93	2:39	7-6 loss vs. NYI	Sean Burke (3)	94. Matt D'Agostini	10/21/11	2:24	3-2 loss at STL	Cam Ward (16)
31. Vincent Damphousse	3/24/93	2:01	6-5 loss vs. MTL	Mario Gosselin	95. Tim Connolly	12/13/11	0:44	2-1 loss at TOR	Cam Ward (17)
32. Dmitri Yuskovich	4/16/93	1:25	5-4 loss vs. PHI	Mike Lenarduzzi	96. Kris Versteeg	12/18/11	3:08	3-2 loss at FLA	Cam Ward (18)
33. Jaromir Jagr	12/4/93	2:04	7-6 loss vs. PIT	Jeff Reese	97. John Tavares	1/21/12	3:58	2-1 loss at NYI	Cam Ward (19)
34. Turner Stevenson	11/20/95	3:12	4-3 loss at MTL	Sean Burke (4)	98. Corey Perry	2/8/12	2:14	3-2 loss at ANA	Cam Ward (20)
35. Sandy McCarthy	1/10/96	2:06	3-2 loss at CGY	Sean Burke (5)	99. Ryan O'Reilly	2/10/12	4:58	4-3 loss at COL	Cam Ward (21)
36. Don Sweeney	3/27/96	3:01	6-5 loss vs. BOS	Sean Burke (6)	100. Steven Stamkos	3/3/12	2:41	4-3 loss vs. TB	Cam Ward (22)
37. Steve Konowalchuk	1/1/97	3:01	3-2 loss at WSH	Jason Muzzatti	101. Jason Pominville	3/7/12	0:56	3-2 loss at BUF	Cam Ward (23)
38. Ted Donato	1/2/97	2:21	5-4 loss vs. BOS	Jason Muzzatti (2)	102. Andrew Ladd	3/30/12	0:16	4-3 loss vs. WPG	Cam Ward (24)
39. Mats Lindgren	1/12/97	2:27	2-1 loss at EDM	Sean Burke (7)	103. Danny Briere	2/9/13	1:47	4-3 loss at PHI	Cam Ward (25)
40. Brian Savage	2/8/97	1:01	3-2 loss at MTL	Sean Burke (8)	104. Dustin Byfuglien	4/18/13	1:23	4-3 loss at WPG	Justin Peters
41. Jason Dawe	10/31/97	3:21	3-2 loss vs. BUF	Sean Burke (9)	105. Ryan Callahan	4/25/13	2:55	4-3 loss vs. NYR	Dan Ellis
42. Matthew Barnaby	12/12/97	4:45	3-2 loss at BUF	Sean Burke (10)	106. Stephen Weiss (2)	10/4/13	3:13	3-2 loss vs. DET	Cam Ward (26)
43. Steve Rucchin	11/11/98	1:04	5-4 loss at ANA	Trevor Kidd	107. David Krejci	11/23/13	1:28	3-2 loss at BOS	Cam Ward (27)
44. Jay Pandolfo	11/19/98	3:37	3-2 loss at NJ	Arturs Irbe	108. Jordan Eberle	12/10/13	1:48	5-4 loss at EDM	Cam Ward (28)
45. Kelly Miller	1/16/99	0:09	3-2 loss vs. WSH	Arturs Irbe (2)	109. Chris Butler	12/12/13	4:56	2-1 loss at CGY	Justin Peters (2)
46. Kip Miller	3/10/99	2:49	3-2 loss vs. PIT	Arturs Irbe (3)	110. Radko Gudas	12/21/13	2:16	3-2 loss at TB	Justin Peters (3)
47. Mike Modano	3/21/99	0:44	3-2 loss at DAL	Arturs Irbe (4)	111. James Neal	12/27/13	1:03	4-3 loss vs. PIT	Justin Peters (4)
48. Patrik Elias	11/18/00	4:20	3-2 loss at NJ	Arturs Irbe (5)	112. Ryan Johansen	3/29/14	2:40	3-2 loss vs. CBJ	Anton Khudobin
49. Dan McGillis	12/23/00	3:50	2-1 loss at PHI	Arturs Irbe (6)	113. Nicklas Backstrom	11/8/14	4:46	4-3 loss at WSH	Anton Khudobin (2)
50. Sergei Fedorov	2/14/01	2:51	4-3 loss at DET	Arturs Irbe (7)	114. Ryan Getzlaf	2/3/15	0:45	5-4 loss at ANA	Anton Khudobin (3)
51. Radek Martinek	10/17/01	3:43	2-1 loss at NYI	Tom Barrasso	115. Mark Stone	3/17/15	4:46	2-1 loss vs. OTT	Anton Khudobin (4)
52. Mariusz Czerkawski	10/26/01	3:01	3-2 loss vs. NYI	Tom Barrasso (2)	116. David Pastrnak	3/29/15	4:23	2-1 loss vs. BOS	Anton Khudobin (5)
53. Jeff Halpern	12/2/01	3:24	4-3 loss vs. WSH	Tom Barrasso (3)	117. Jason Zucker	11/12/15	3:50	3-2 loss vs. MIN	Cam Ward (29)
54. Stu Barnes	12/14/01	0:50	3-2 loss at BUF	Tom Barrasso (4)	118. Jakub Voracek	11/14/15	0:37	3-2 loss vs. PHI	Cam Ward (30)
55. Mark Recchi	12/22/01	0:27	4-3 loss at PHI	Arturs Irbe (8)	119. Shayne Gostibehera	11/23/15	0:24	3-2 loss at PHI	Eddie Lack
56. Tom Koivisto	10/15/02	3:49	2-1 loss at STL	Kevin Weekes	120. Shayne Gostibehera (2)	12/15/15	1:42	4-3 loss at PHI	Eddie Lack (2)
57. John LeClair	11/5/02	1:56	2-1 loss vs. PHI	Kevin Weekes (2)	121. Mattias Ekholm	1/2/16	3:09	2-1 loss vs. NSH	Eddie Lack (3)
58. Cory Sarich	11/17/02	3:45	2-1 loss vs. TB	Kevin Weekes (3)	122. Andrej Sekera	1/4/16	2:47	1-0 loss at EDM	Cam Ward (31)
59. Milan Hejduk	1/12/03	2:04	3-2 loss vs. COL	Kevin Weekes (4)	123. Bo Horvat	1/15/16	3:25	3-2 loss vs. VAN	Cam Ward (32)
60. Stephen Weiss	1/25/03	3:40	3-2 loss at FLA	Arturs Irbe (9)	124. Alex Killorn	3/5/16	4:17	4-3 loss at TB	Eddie Lack (4)
61. Sergei Zubov	2/11/03	4:59	2-1 loss at DAL	Kevin Weekes (5)	125. Jack Eichel	3/12/16	4:59	3-2 loss at BUF	Eddie Lack (5)
62. Scott Hartnell	12/3/03	3:30	2-1 loss vs. NSH	Kevin Weekes (6)	126. Alex Ovechkin	3/15/16	1:38	2-1 loss at WSH	Eddie Lack (6)
63. Markus Naslund	12/14/03	4:13	2-1 loss at VAN	Jamie Storr	127. Cal Clutterbuck	3/26/16	4:46	4-3 loss vs. NYI	Eddie Lack (7)
64. Darcy Tucker	2/19/04	2:18	2-1 loss vs. TOR	Kevin Weekes (7)					

PLAYOFF OVERTIME GOALS

GOAL SCORER	DATE	TIME	RESULT	OPP. GOALIE	GOAL SCORER	DATE	TIME	RESULT	OPP. GOALIE
1. Sylvain Turgeon	4/9/86	2:36	3-2 win at QUE	Clint Malarchuk	12. Jeff O'Neill	5/21/02	6:01	2-1 win at TOR	Curtis Joseph (2)
2. Kevin Dineen	4/23/86	1:06	2-1 win vs. MTL	Patrick Roy	13. Martin Gelinas	5/28/02	8:05	2-1 win at TOR	Curtis Joseph (3)
3. Paul MacDermid	4/8/87	2:20	3-2 win vs. QUE	Mario Gosselin	14. Ron Francis	6/4/02	0:58	3-2 win at DET	Dominik Hasek
4. Kevin Dineen (2)	4/15/90	12:30	3-2 win vs. BOS	Andy Moog	15. Eric Staal	4/26/06	3:38	2-1 win at MTL	Cristobal Huet
5. Yvon Corrivieu	4/29/92	0:24	2-1 win vs. MTL	Patrick Roy (2)	16. Cory Stillman	5/2/06	1:19	2-1 win at ATL	Cristobal Huet (2)
6. Ray Sheppard	4/24/99	17:05	3-2 win vs. BOS	Byron Dafeo	17. Niclas Wallin (3)	5/8/06	3:09	3-2 win vs. NJ	Martin Brodeur (4)
7. Rod Brind'Amour	4/8/01	0:46	3-2 win vs. NJ	Martin Brodeur	18. Cory Stillman (2)	5/28/06	8:46	4-3 win vs. BUF	Ryan Miller
8. Bates Battaglia	4/19/02	15:26	2-1 win vs. NJ	Martin Brodeur (2)	19. Tim Gleason	4/17/09	2:40	2-1 win at NJ	Martin Brodeur (5)
9. Josef Vasicek	4/24/02	8:16	3-2 win vs. NJ	Martin Brodeur (3)	20. Jussi Jokinen	5/6/09	2:48	3-2 win vs. BOS	Tim Thomas
10. Niclas Wallin	5/9/02	3:14	4-3 win at MTL	Jose Theodore	21. Scott Walker	5/14/09	18:46	3-2 win at BOS	Tim Thomas (2)
11. Niclas Wallin (2)	5/19/02	13:42	2-1 win vs. TOR	Curtis Joseph					

OPPONENTS' PLAYOFF OVERTIME GOALS

GOAL SCORER	DATE	TIME	RESULT	CAR. GOALIE	GOAL SCORER	DATE	TIME	RESULT	CAR. GOALIE
1. Yvon Lambert	4/11/80	0:29	4-3 loss vs. MTL	Al Smith	8. Donald Audette	5/7/02	2:26	2-1 loss at MTL	Kevin Weekes
2. Claude Lemieux	4/29/86	5:55	2-1 loss at MTL	Mike Liut	9. Igor Larionov	6/8/02	54:47	3-2 loss vs. DET	Arturs Irbe (2)
3. Peter Stastny	4/16/87	6:05	5-4 loss at QUE	Mike Liut (2)	10. Michael Ryder	4/24/06	22:32	6-5 loss vs. MTL	Cam Ward
4. Stephane Richer	4/8/89	5:01	5-4 loss vs. MTL	Peter Sidorkiewicz	11. Daniel Briere	5/30/06	4:22	2-1 loss at BUF	Cam Ward (2)
5. Russ Courtnall	4/9/89	15:12	4-3 loss vs. MTL	Kay Whitmore	12. Fernando Pisani	6/14/06	3:31	4-3 loss vs. EDM	Cam Ward (3)
6. Russ Courtnall (2)	5/1/92	25:26	3-2 loss at MTL	Frank Pietrangelo	13. Travis Zajac	4/19/09	4:58	3-2 loss vs. NJ	Cam Ward (4)
7. Anson Carter	4/30/99	34:45	4-3 loss vs. BOS	Arturs Irbe					





PLAYOFF HISTORY

History of Franchise Playoff Appearances with Results and Statistics



PLAYOFF STATS

1980 PLAYOFF STATISTICS

PLAYER	GP	G	A	PTS	PIM	PPG	SHG
HOWE, Mark	3	1	2	3	0	0	0
ROGERS, Mike	3	0	3	3	0	0	0
ROWE, Tom	3	2	0	2	0	0	0
HOWE, Gordie	3	1	1	2	2	0	0
ROBERTS, Gordie	3	1	1	2	2	0	0
HOWE, Marty	3	1	1	2	0	0	0
BOUTETTE, Pat	3	1	0	1	6	0	1
NEUFELD, Ray	2	1	0	1	0	0	0
KEON, Dave	3	0	1	1	0	0	0
ALLISON, Ray	2	0	1	1	0	0	0
JOHNSTON, Bernie	3	0	1	1	0	0	0
ALLEY, Steve	3	0	1	1	0	0	0
STOUGHTON, Blaine	1	0	0	0	0	0	0
SIMS, Al	3	0	0	0	2	0	0
DEBOL, Dave	3	0	0	0	0	0	0
FOTIU, Nick	3	0	0	0	6	0	0
HULL, Bobby	3	0	0	0	0	0	0
GIROUX, Larry	3	0	0	0	2	0	0
HODGSON, Rick	1	0	0	0	0	0	0
TOTALS	3	8	12	20	22	0	1
OPPONENTS	3	18	25	43	26	1	0

GOALTENDER	GPI	MINS	GA	GAA	W-L	SO	SA
SMITH, Al	2	120	10	5.00	0-2	0	65
GARRETT, John	1	60	8	8.00	0-1	0	40

Power Play Totals: Whalers 0-8 (0.0%); Montreal 1-10 (10.0%). Penalty Killing: Whalers 9-10 (90.0%); Montreal 8-8 (100%).
 Shots by Period: Whalers 18-32-26-0 = 76; Montreal 37-40-27-1 = 105.

1986 PLAYOFF STATISTICS

PLAYER	GP	G	A	PTS	PIM	PPG	SHG
DINEEN, Kevin	10	6	7	13	18	1	0
ANDERSON, John	10	5	8	13	0	3	0
FERRARO, Ray	10	3	6	9	4	3	0
GAVIN, Stewart	10	4	1	5	13	0	0
TURGEON, Sylvain	9	2	3	5	4	0	0
EVASON, Dean	10	1	4	5	10	0	0
TIPPETT, Dave	10	2	2	4	4	0	1
BABYCH, Dave	8	1	3	4	14	0	0
McEWEN, Mike	8	0	4	4	6	0	0
MACDERMID, Paul	10	2	1	3	20	0	0
FRANCIS, Ron	10	1	2	3	4	0	0
SAMUELSSON, Ulf	10	1	2	3	38	0	0
JARVIS, Doug	10	0	3	3	4	0	0
QUENNEVILLE, Joel	10	0	2	2	12	0	0
ROBERTSON, Torrie	10	1	0	1	67	0	0
BABYCH, Wayne	10	0	1	1	2	0	0
KLEINENDORST, Scot	10	0	1	1	18	0	0
LAWLESS, Paul	1	0	0	0	0	0	0
WEEKS, Steve	3	0	0	0	0	0	0
MURZYN, Dana	4	0	0	0	10	0	0
LIUT, Mike	8	0	0	0	0	0	0
BOTHWELL, Tim	10	0	0	0	8	0	0
TOTALS	10	29	50	79	256	7	1
OPPONENTS	10	23	34	57	267	10	3

GOALTENDER	GPI	MINS	GA	GAA	W-L	SO	SA
LIUT, Mike	8	441	14	1.90	5-2	1	226
WEEKS, Steve	3	169	8	2.84	1-2	0	64

Power Play Totals: Whalers 7-38 (18.4%); Opponents 10-39 (25.6%). Penalty Killing: Whalers 29-39 (74.4%); Opponents 31-38 (81.6%).
 Shots by Period: Whalers 75-100-82-4 = 261; Opponents 123-75-88-4 = 290.

1987 PLAYOFF STATISTICS

PLAYER	GP	G	A	PTS	PIM	PPG	SHG
GAVIN, Stewart	6	2	4	6	10	0	0
EVASON, Dean	5	3	2	5	35	0	0
FRANCIS, Ron	6	2	2	4	6	1	0
KLEINENDORST, Scot	4	1	3	4	20	0	0
DINEEN, Kevin	6	2	1	3	31	1	0
MACDERMID, Paul	6	2	1	3	34	0	0
MURZYN, Dana	6	2	1	3	29	1	0
ANDERSON, John	6	1	2	3	0	1	0
TURGEON, Sylvain	6	1	2	3	6	0	0
McEWEN, Mike	1	1	1	2	0	1	0
BABYCH, Dave	6	1	1	2	14	1	0
FERRARO, Ray	6	1	1	2	8	0	0
COTE, Sylvain	2	0	2	2	0	0	0
LAWLESS, Paul	2	0	2	2	2	0	0
LADOUCEUR, Randy	6	0	2	2	12	0	0
TIPPETT, Dave	6	0	2	2	4	0	0
SAMUELSSON, Ulf	5	0	1	1	41	0	0
WEEKS, Steve	1	0	0	0	0	0	0
CHURLA, Shane	2	0	0	0	42	0	0
HUGHES, Pat	3	0	0	0	0	0	0
SEMENKO, Dave	4	0	0	0	15	0	0
JARVIS, Doug	6	0	0	0	4	0	0
LIUT, Mike	6	0	0	0	2	0	0
QUENNEVILLE, Joel	6	0	0	0	0	0	0
TOTALS	6	19	30	49	315	6	0
OPPONENTS	6	27	49	76	294	12	1

GOALTENDER	GPI	MINS	GA	GAA	W-L	SO	SA
WEEKS, Steve	1	36	1	1.67	0-0	0	22
LIUT, Mike	6	332	25	4.52	2-4	0	159

Power Play Totals: Whalers 6-35 (17.1%); Quebec 12-39 (30.8%). *Penalty Killing:* Whalers 27-39 (69.2%); Quebec 29-35 (82.9%).

Shots by Period: Whalers 67-67-69-4 = 207; Quebec 54-71-50-6 = 181.

1988 PLAYOFF STATISTICS

PLAYER	GP	G	A	PTS	PIM	PPG	SHG
DINEEN, Kevin	6	4	4	8	8	1	0
FRANCIS, Ron	6	2	5	7	2	1	0
WILSON, Carey	6	2	4	6	2	1	0
BABYCH, Dave	6	3	2	5	2	0	0
MACDERMID, Paul	6	0	5	5	14	0	0
GAVIN, Stewart	6	2	2	4	4	0	0
CARSON, Lindsay	5	1	2	3	0	0	0
KLEINENDORST, Scot	3	1	1	2	0	1	0
COTE, Sylvain	6	1	1	2	4	1	0
EVASON, Dean	6	1	1	2	2	0	0
FERRARO, Ray	6	1	1	2	6	1	0
LADOUCEUR, Randy	6	1	1	2	4	0	0
McEWEN, Mike	2	0	2	2	2	0	0
QUENNEVILLE, Joel	6	0	2	2	2	0	0
YOUNG, Scott	4	1	0	1	0	0	0
ROBERTSON, Torrie	6	0	1	1	6	0	0
SHEEHY, Neil	1	0	0	0	7	0	0
LIUT, Mike	3	0	0	0	0	0	0
BRODEUR, Richard	4	0	0	0	0	0	0
PETERSON, Brent	4	0	0	0	2	0	0
SAMUELSSON, Ulf	5	0	0	0	8	0	0
TIPPETT, Dave	6	0	0	0	2	0	0
TURGEON, Sylvain	6	0	0	0	4	0	0
TOTALS	6	20	34	54	81	6	0
OPPONENTS	6	23	40	63	80	6	0

GOALTENDER	GPI	MINS	GA	GAA	W-L	SA
BRODEUR, Richard	4	200	12	3.60	1-3	87
LIUT, Mike	3	160	11	4.13	1-1	82

Power Play Totals: Whalers 6-26 (23.1%); Montreal 6-25 (24.0%). *Penalty Killing:* Whalers 19-25 (76.0%); Montreal 21-26 (80.8%).

Shots by Period: Whalers 60-61-59 = 180; Montreal 47-65-57 = 169.

PLAYOFF STATS

1989 PLAYOFF STATISTICS

PLAYER	GP	G	A	PTS	PIM	PPG	SHG
BABYCH, Dave	4	1	5	6	2	0	0
EVASON, Dean	4	1	2	3	10	0	1
QUENNEVILLE, Joel	4	0	3	3	4	0	0
FERRARO, Ray	4	2	0	2	4	0	0
YOUNG, Scott	4	2	0	2	4	0	0
MACDERMID, Paul	4	1	1	2	6	0	0
SAMUELSSON, Ulf	4	0	2	2	4	0	0
FRANCIS, Ron	4	0	2	2	2	0	0
TURGEON, Sylvain	4	0	2	2	4	0	0
LAWTON, Brian	3	1	0	1	0	0	0
SHAW, Brad	3	1	0	1	0	0	0
DINEEN, Kevin	4	1	0	1	10	1	0
JENNINGS, Grant	4	1	0	1	17	1	0
PETERSON, Brent	2	0	1	1	4	0	0
COTE, Sylvain	3	0	1	1	4	0	0
ANDERSON, John	4	0	1	1	2	0	0
TIPPETT, Dave	4	0	1	1	2	0	0
HULL, Jody	1	0	0	0	0	0	0
LADOUCEUR, Randy	1	0	0	0	10	0	0
MACIVER, Norm	1	0	0	0	2	0	0
MARTIN, Tom	1	0	0	0	4	0	0
PAVESE, Jim	1	0	0	0	0	0	0
SIDORKIEWICZ, Peter	2	0	0	0	0	0	0
WHITMORE, Kay	2	0	0	0	0	0	0
MALONEY, Don	4	0	0	0	8	0	0
TOTALS	4	11	21	32	111	1	1
OPPONENTS	4	18	25	43	125	4	1

GOALTENDER	GPI	MINS	GA	GAA	W-L	SO	SA
SIDORKIEWICZ, Peter	2	124	8	3.87	0-2	0	45
WHITMORE, Kay	2	135	10	4.44	0-2	0	73

Power Play Totals: Whalers 1-15 (6.7%); Montreal 4-18 (22.2%). Penalty Killing: Whalers 14-18 (77.8%); Montreal 14-15 (93.3%).
Shots by Period: Whalers 41-41-33-14 = 129; Montreal 31-41-31-15 = 118.

1990 PLAYOFF STATISTICS

PLAYER	GP	G	A	PTS	PIM	PPG	SHG
SHAW, Brad	7	2	5	7	0	1	0
FRANCIS, Ron	7	3	3	6	8	1	0
DINEEN, Kevin	6	3	2	5	18	0	0
EVASON, Dean	7	2	2	4	22	0	0
VERBEEK, Pat	7	2	2	4	26	1	0
TIPPETT, Dave	7	1	3	4	2	0	0
KRYGIER, Todd	7	2	1	3	4	0	0
BABYCH, Dave	7	1	2	3	0	0	0
ANDERSSON, Mikael	5	0	3	3	2	0	0
FERRARO, Ray	7	0	3	3	2	0	0
YOUNG, Scott	7	2	0	2	2	0	0
CORRIVEAU, Yvon	4	1	0	1	0	0	0
LADOUCEUR, Randy	7	1	0	1	10	0	0
SAMUELSSON, Ulf	7	1	0	1	18	0	0
HULL, Jody	5	0	1	1	2	0	0
TOMLAK, Mike	7	0	1	1	2	0	0
BURT, Adam	2	0	0	0	0	0	0
GOVEDARIS, Chris	2	0	0	0	2	0	0
KASTELIC, Ed	2	0	0	0	0	0	0
CUNNEYWORTH, Randy	4	0	0	0	2	0	0
COTE, Sylvain	5	0	0	0	2	0	0
JENNINGS, Grant	7	0	0	0	17	0	0
SIDORKIEWICZ, Peter	7	0	0	0	0	0	0
Bench	0	0	0	0	2	0	0
TOTALS	7	21	28	49	143	3	0
OPPONENTS	7	23	38	61	193	8	1

GOALTENDER	GPI	MINS	GA	GAA	W-L	SO	SA
SIDORKIEWICZ, Peter	7	429	23	3.22	3-4	0	193

Power Play Totals: Whalers 3-34 (8.8%); Boston 8-32 (25.0%). Penalty Killing: Whalers 24-32 (60.7%); Boston 31-34 (91.2%).
Shots by Period: Whalers 74-51-47-3 = 175; Boston 70-63-55-5 = 193.

1991 PLAYOFF STATISTICS

PLAYER	GP	G	A	PTS	PIM	PPG	SHG
CULLEN, John	6	2	7	9	10	0	0
HUNTER, Mark	6	5	1	6	17	3	0
VERBEEK, Pat	6	3	2	5	40	2	0
LADOUCEUR, Randy	6	1	4	5	6	0	0
ZALAPSKI, Zarley	6	1	3	4	8	0	0
EVASON, Dean	6	0	4	4	29	0	0
SHAW, Brad	6	1	2	3	2	0	0
YAKE, Terry	6	1	1	2	16	0	1
COTE, Sylvain	6	0	2	2	2	0	0
KRYGIER, Todd	6	0	2	2	0	0	0
BROWN, Rob	5	1	0	1	7	1	0
CYR, Paul	6	1	0	1	10	0	0
DINEEN, Kevin	6	1	0	1	16	0	0
SIDORKIEWICZ, Peter	6	0	1	1	2	0	0
CUNNEYWORTH, Randy	1	0	0	0	0	0	0
TOMLAK, Mike	3	0	0	0	2	0	0
SANDERSON, Geoff	3	0	0	0	0	0	0
HOLIK, Bobby	6	0	0	0	7	0	0
HOUDA, Doug	6	0	0	0	8	0	0
McKENZIE, Jim	6	0	0	0	8	0	0
RICHARDS, Todd	6	0	0	0	2	0	0
TOTALS	6	17	29	46	192	6	1
OPPONENTS	6	24	40	64	145	10	0

GOALTENDER	GPI	MINS	GA	GAA	W-L	SO	SA
SIDORKIEWICZ, Peter	6	359	24	4.01	2-4	0	174

Power Play Totals: Whalers 6-24 (25.0%); Boston 10-36 (28.0%). Penalty Killing: Whalers 26-36 (72.0%); Boston 18-24 (75.0%).

Shots by Period: Whalers 65-61-42 = 168; Boston 52-59-63 = 174.

1992 PLAYOFF STATISTICS

PLAYER	GP	G	A	PTS	PIM	PPG	SHG
CRAVEN, Murray	7	3	3	6	6	0	1
CASSELS, Andrew	7	2	4	6	6	1	0
CORRIVEAU, Yvon	7	3	2	5	18	2	0
ZALAPSKI, Zarley	7	2	3	5	6	0	0
CUNNEYWORTH, Randy	7	3	0	3	9	1	1
CULLEN, John	7	2	1	3	12	1	0
POULIN, Patrick	7	2	1	3	0	1	0
RICHARDS, Todd	5	0	3	3	4	0	0
HOUDA, Doug	6	0	2	2	13	0	0
ANDERSSON, Mikael	7	0	2	2	6	0	0
VERBEEK, Pat	7	0	2	2	12	0	0
SANDERSON, Geoff	7	1	0	1	2	0	0
SHAW, Brad	3	0	1	1	4	0	0
GILLIS, Paul	5	0	1	1	0	0	0
HOLIK, Bobby	7	0	1	1	6	0	0
KONROYD, Steve	7	0	1	1	2	0	0
LADOUCEUR, Randy	7	0	1	1	11	0	0
WHITMORE, Kay	1	0	0	0	0	0	0
BURT, Adam	2	0	0	0	0	0	0
HUNTER, Mark	4	0	0	0	6	0	0
BERGEVIN, Marc	5	0	0	0	2	0	0
SHANK, Daniel	5	0	0	0	22	0	0
PIETRANGLO, Frank	7	0	0	0	0	0	0
TOTALS	7	18	28	46	147	6	2
OPPONENTS	7	21	35	56	169	8	1

GOALTENDER	GPI	MINS	GA	GAA	W-L	SO	SA
WHITMORE, Kay	1	19	1	3.16	0-0	0	1
PIETRANGLO, Frank	7	425	19	2.68	3-4	0	244

Power Play Totals: Whalers 6-40 (15.0%); Montreal 8-41 (19.5%). Penalty Killing: Whalers 33-41 (80.5%); Montreal 34-40 (85.0%).

Shots by Period: Whalers 51-83-63-11 = 208; Montreal 71-87-69-23 = 250.

PLAYOFF STATS

1999 PLAYOFF STATISTICS

PLAYER	GP	G	A	PTS	PIM	PPG	SHG
SHEPPARD, Ray	6	5	1	6	2	1	0
CHIASSON, Steve	6	1	2	3	2	1	0
GELINAS, Martin	6	0	3	3	2	0	0
PRIMEAU, Keith	6	0	3	3	6	0	0
BATTAGLIA, Bates	6	0	3	3	8	0	0
KRON, Robert	5	2	0	2	0	0	0
KAPANEN, Sami	5	1	1	2	0	0	0
ROBERTS, Gary	6	1	1	2	8	0	0
KOVALENKO, Andrei	4	0	2	2	2	0	0
FRANCIS, Ron	3	0	1	1	0	0	0
COFFEY, Paul	5	0	1	1	2	0	0
O'NEILL, Jeff	6	0	1	1	0	0	0
MACDONALD, Craig	1	0	0	0	0	0	0
KARPA, Dave	2	0	0	0	2	0	0
PRATT, Nolan	3	0	0	0	2	0	0
HALKO, Steven	4	0	0	0	2	0	0
MALIK, Marek	4	0	0	0	4	0	0
DINEEN, Kevin	6	0	0	0	8	0	0
LESCHYSHYN, Curtis	6	0	0	0	6	0	0
RANHEIM, Paul	6	0	0	0	2	0	0
WESLEY, Glen	6	0	0	0	2	0	0
IRBE, Arturs	6	0	0	0	0	0	0
MANDERVILLE, Kent	6	0	0	0	2	0	0
TOTALS	6	10	19	29	62	2	0
OPPONENTS	6	16	24	40	54	4	0

GOALTENDER	GPI	MINS	GA	GAA	W-L	SO	SA
IRBE, Arturs	6	408	15	2.21	2-4	0	181

Power Play Totals: Hurricanes 2-21 (9.5%); Boston 4-24 (16.7%). *Penalty Killing:* Hurricanes 20-24 (83.3%); Boston 19-21 (90.5%).
Shots by Period: Hurricanes 59-57-26-22 = 164; Boston 40-59-61-22 = 182.

2001 PLAYOFF STATISTICS

PLAYER	GP	G	A	PTS	PIM	PPG	SHG
KAPANEN, Sami	6	2	3	5	0	1	0
BRIND'AMOUR, Rod	6	1	3	4	6	0	0
O'NEILL, Jeff	6	1	2	3	10	0	0
TANABE, David	6	2	0	2	12	2	0
VASICEK, Josef	6	2	0	2	0	0	0
OZOLINSH, Sandis	6	0	2	2	5	0	0
BATTAGLIA, Bates	6	0	2	2	2	0	0
DANIELS, Jeff	6	0	2	2	2	0	0
GELINAS, Martin	6	0	1	1	6	0	0
DIMAIO, Rob	6	0	0	0	4	0	0
WESTLUND, Tommy	6	0	0	0	17	0	0
WESLEY, Glen	6	0	0	0	0	0	0
HATCHER, Kevin	6	0	0	0	6	0	0
KARPA, David	6	0	0	0	17	0	0
PELLERIN, Scott	6	0	0	0	4	0	0
LANGDON, Darren	4	0	0	0	12	0	0
ADAMS, Craig	3	0	0	0	0	0	0
MALIK, Marek	3	0	0	0	6	0	0
WALLIN, Niclas	3	0	0	0	2	0	0
FRANCIS, Ron	3	0	0	0	0	0	0
WILLIS, Shane	2	0	0	0	0	0	0
TOTALS	6	8	15	23	111	3	0
OPPONENTS	6	20	33	53	97	2	1

GOALTENDER	GPI	MINS	GA	GAA	W-L	SO	SA
IRBE, Arturs	6	360	20	3.33	2-4	0	201

Power Play Totals: Hurricanes 3-29 (10.3%); New Jersey 2-24 (8.3%). *Penalty Killing:* Hurricanes 22-24 (91.7%); New Jersey 26-29 (89.7%).
Shots by Period: Hurricanes 32-45-36-1 = 114; New Jersey 72-79-50-0 = 201.

2002 PLAYOFF STATISTICS

PLAYER	GP	G	A	PTS	PIM	PPG	SHG
FRANCIS, Ron	23	6	10	16	6	4	0
BATTAGLIA, Bates	23	5	9	14	14	1	0
O'NEILL, Jeff	22	8	5	13	27	3	0
BRIND'AMOUR, Rod	23	4	8	12	16	2	1
COLE, Erik	23	6	3	9	30	1	0
KAPANEN, Sami	23	1	8	9	6	0	0
HILL, Sean	23	4	4	8	20	4	0
GELINAS, Martin	23	3	4	7	10	0	0
VASICEK, Josef	23	3	2	5	12	0	0
HEDICAN, Bret	23	1	4	5	20	0	0
SVOBODA, Jaroslav	23	1	4	5	28	1	0
WALLIN, Niclas	23	2	1	3	12	0	0
MALIK, Marek	23	0	3	3	18	0	0
WARD, Aaron	23	1	1	2	22	0	0
WESLEY, Glen	22	0	2	2	12	0	0
WESTLUND, Tommy	19	1	0	1	0	0	0
ADAMS, Kevyn	23	1	0	1	4	0	0
TANABE, David	1	0	1	1	0	0	0
DANIELS, Jeff	23	0	1	1	0	0	0
ADAMS, Craig	1	0	0	0	0	0	0
MACDONALD, Craig	4	0	0	0	2	0	0
WEEKES, Kevin	8	0	0	0	0	0	0
IRBE, Arturs	18	0	0	0	0	0	0
TOTALS	23	47	70	117	259	16	1
OPPONENTS	23	43	69	112	296	15	2

GOALTENDER	GPI	MINS	GA	GAA	W-L	SO	SA
WEEKES, Kevin	8	408	11	1.62	3-2	2	180
IRBE, Arturs	18	1078	30	1.67	10-8	1	480

Power Play Totals: Hurricanes 16-103 (15.5%); Opponents 15-96 (15.6%). *Penalty Killing:* Hurricanes 81-96 (84.4%); Opponents 87-103 (84.5%).

Shots by Period: Hurricanes 161-219-213-52= 645; Opponents 199-216-198-49 = 662.

2006 PLAYOFF STATISTICS

PLAYER	GP	G	A	PTS	PIM	PPG	SHG
STAAL, Eric	25	9	19	28	8	7	0
STILLMAN, Cory	25	9	17	26	14	4	0
BRIND'AMOUR, Rod	25	12	6	18	16	6	0
WILLIAMS, Justin	25	7	11	18	34	0	1
CULLEN, Matt	25	4	14	18	12	2	0
RECCHI, Mark	25	7	9	16	18	2	0
WEIGHT, Doug	23	3	13	16	20	2	0
WHITNEY, Ray	24	9	6	15	14	5	0
KABERLE, Frantisek	25	4	9	13	8	3	0
HEDICAN, Bret	25	2	9	11	42	0	0
LADD, Andrew	17	2	3	5	4	0	0
WARD, Aaron	25	2	3	5	18	0	0
WALLIN, Niclas	25	1	4	5	14	0	0
COMMODORE, Mike	25	2	2	4	33	0	1
WESLEY, Glen	25	0	2	2	16	0	0
LAROSE, Chad	21	0	1	1	10	0	0
WARD, Cam	23	0	1	1	0	0	0
ADAMS, Kevyn	25	0	0	0	14	0	0
ADAMS, Craig	25	0	0	0	10	0	0
COLE, Erik	2	0	0	0	0	0	0
TVERDOVSKY, Oleg	5	0	0	0	0	0	0
GERBER, Martin	6	0	0	0	4	0	0
VASICEK, Josef	8	0	0	0	2	0	0
TOTALS	25	73	129	202	319	31	2
OPPONENTS	25	60	108	168	334	20	2

GOALTENDER	GPI	MINS	GA	GAA	W-L	SO	SA
WARD, Cam	23	1320	47	2.14	15-8	2	631
GERBER, Martin	6	221	13	3.53	1-1	1	103

Power Play Totals: Hurricanes 31-129 (24.0%); Opponents 20-137 (14.6%). *Penalty Killing:* Hurricanes 117-137 (85.4%); Opponents 98-129 (76.0%).

Shots by Period: Hurricanes 230-252-211-28= 721; Opponents 232-220-204-18 = 674.

PLAYOFF STATS

2009 PLAYOFF STATISTICS

PLAYER	GP	G	A	PTS	PIM	PPG	SHG
STAAL, Eric	18	10	5	15	4	3	0
JOKINEN, Jussi	18	7	4	11	2	2	0
LAROSE, Chad	18	4	7	11	16	0	0
WHITNEY, Ray	18	3	8	11	4	0	0
SAMSONOV, Sergei	17	5	3	8	6	0	0
PITKANEN, Joni	18	0	8	8	16	0	0
CORVO, Joe	18	2	5	7	4	1	0
WALKER, Scott	18	1	6	7	19	0	0
CULLEN, Matt	18	3	3	6	14	0	1
SEIDENBERG, Dennis	16	1	5	6	16	0	0
GLEASON, Tim	18	1	4	5	32	0	0
COLE, Erik	18	0	5	5	22	0	0
BAYDA, Ryan	15	2	2	4	18	0	0
RUUTU, Tuomo	16	1	3	4	8	0	0
BRIND'AMOUR, Rod	18	1	3	4	8	0	0
EAVES, Patrick	18	1	2	3	13	0	0
DWYER, Patrick	2	0	1	1	0	0	0
KABERLE, Frantisek	7	0	1	1	2	0	0
BABCHUK, Anton	13	0	1	1	10	0	0
HELMINEN, Dwight	1	0	0	0	0	0	0
CONBOY, Tim	3	0	0	0	9	0	0
WALLIN, Niclas	18	0	0	0	4	0	0
WARD, Cam	18	0	0	0	0	0	0
TOTALS	18	42	76	118	231	6	1
OPPONENTS	18	52	89	141	214	8	0

GOALTENDER	GPI	MINS	GA	GAA	W-L	SO	SA
WARD, Cam	18	1101	49	2.67	8-10	2	576

Power Play Totals: Hurricanes 6-60 (10.0%); Opponents 8-71 (11.3%). Penalty Killing: Hurricanes 63-71 (88.7%); Opponents 54-60 (90.0%).
Shots by Period: Hurricanes 186-189-177-18 = 570; Opponents 181-205-176-17 = 579.

ALL-TIME NHL PLAYOFF HISTORY

YEAR	RESULTS vs. SERIES OPPONENT	WHALERS/HURRICANES	OPPONENT
		GOALS	GOALS
1980	0-3 series loss to Montreal Canadiens	8	18
1981	Did not qualify for playoffs		
1982	Did not qualify for playoffs		
1983	Did not qualify for playoffs		
1984	Did not qualify for playoffs		
1985	Did not qualify for playoffs		
1986	3-0 series win over Quebec Nordiques	16	7
	3-4 series loss to Montreal Canadiens	13	16
1987	2-4 series loss to Quebec Nordiques	19	27
1988	2-4 series loss to Montreal Canadiens	20	23
1989	0-4 series loss to Montreal Canadiens	11	18
1990	3-4 series loss to Boston Bruins	21	23
1991	2-4 series loss to Boston Bruins	17	24
1992	3-4 series loss to Montreal Canadiens	18	21
1993	Did not qualify for playoffs		
1994	Did not qualify for playoffs		
1995	Did not qualify for playoffs		
1996	Did not qualify for playoffs		
1997	Did not qualify for playoffs		
1998	Did not qualify for playoffs		
1999	2-4 series loss to Boston Bruins	10	16
2000	Did not qualify for playoffs		
2001	2-4 series loss to New Jersey Devils	8	20
2002	4-2 series win over New Jersey Devils	9	11
	4-2 series win over Montreal Canadiens	21	12
	4-2 series win over Toronto Maple Leafs	10	6
	1-4 series loss to Detroit Red Wings	7	14
2003	Did not qualify for playoffs		
2004	Did not qualify for playoffs		
2006	4-2 series win over Montreal Canadiens	15	17
	4-1 series win over New Jersey Devils	17	10

ALL-TIME NHL PLAYOFF HISTORY CONTINUED

YEAR	RESULTS vs. SERIES OPPONENT	WHALERS/HURRICANES GOALS	OPPONENT GOALS
2006 (cont.)	4-3 series win over Buffalo Sabres	22	17
	4-3 series win over Edmonton Oilers	19	16
2007	<i>Did not qualify for playoffs</i>		
2008	<i>Did not qualify for playoffs</i>		
2009	4-3 series win over New Jersey Devils	17	15
	4-3 series win over Boston Bruins	16	17
	0-4 series loss to Pittsburgh Penguins	9	20
2010	<i>Did not qualify for playoffs</i>		
2011	<i>Did not qualify for playoffs</i>		
2012	<i>Did not qualify for playoffs</i>		
2013	<i>Did not qualify for playoffs</i>		
2014	<i>Did not qualify for playoffs</i>		
2015	<i>Did not qualify for playoffs</i>		
2016	<i>Did not qualify for playoffs</i>		
TOTALS	59-68 (.465)	323	368

INDIVIDUAL SINGLE-GAME PLAYOFF RECORDS

MOST GOALS	2	23 times; last: Eric Staal, May 8, 2009, in an 4-1 win vs. Boston
MOST ASSISTS	4	John Anderson, April 12, 1986, in a 9-4 win vs. Quebec Eric Staal, April 24, 2006, in a 6-5 double-overtime loss vs. Montreal
MOST POINTS	6	John Anderson, April 12, 1986, in a 9-4 win vs. Quebec
MOST PENALTY MINUTES	30	Shane Churla, April 11, 1987, in a 5-1 loss at Quebec
MOST SAVES	53	Frank Pietrangelo, May 1-2, 1992, in a 3-2 overtime loss at Montreal
FASTEST TWO GOALS (one player)	3:08	Erik Cole, May 13, 2002, in an 8-2 win at Montreal
MOST SHOTS ON GOAL	11	Jeff O'Neill, May 28, 2002, in a 2-1 overtime win at Toronto

INDIVIDUAL SERIES PLAYOFF RECORDS

MOST GOALS	5	Eric Staal vs. New Jersey, 2009; Ray Sheppard vs. Boston, 1999; Mark Hunter vs. Boston, 1991
MOST ASSISTS	7	John Cullen vs. Boston, 1991
MOST POINTS	10	Bates Battaglia vs. Montreal, 2002; Cory Stillman vs. Buffalo, 2006
MOST PENALTY MINUTES	51	Torrie Robertson vs. Montreal, 1986
MOST SAVES	227	Cam Ward vs. New Jersey, 2009
Most Shots on Goal	33	Eric Staal vs. New Jersey, 2009
MOST CONSECUTIVE GAMES (Goalie)	7	Peter Sidorkiewicz, 1990; Frank Pietrangelo, 1992; Cam Ward , 2006 and twice in 2009
LONGEST SHUTOUT STREAK	105:07	Arturs Irbe, May 21-25, 2002

INDIVIDUAL ONE-YEAR PLAYOFF RECORDS

MOST GOALS	12	Rod Brind'Amour, 2006
Most Assists	19	Eric Staal, 2006
MOST POINTS	28	Eric Staal, 2006
MOST PENALTY MINUTES	67	Torrie Robertson, 1986
MOST SAVES	537	Cam Ward , 2006
MOST SHOTS ON GOAL	87	Eric Staal, 2006
LONGEST GOAL-SCORING STREAK	4 games	Ray Sheppard, April 24-30, 1999 Bates Battaglia, May 7-13, 2002
LONGEST ASSIST STREAK	5 games	Cory Stillman, May 26-June 5, 2006
LONGEST POINT-SCORING STREAK	15 games	Eric Staal, April 24-May 28, 2006 (7g, 13a)
LONGEST SHUTOUT STREAK	143:55	Kevin Weekes, April 24-May 3, 2002

TEAM SINGLE-GAME PLAYOFF RECORDS

MOST GOALS	9	April 12, 1986, in a 9-4 win vs. Quebec
MOST GOALS AGAINST	8	April 9, 1980, in an 8-4 loss at Montreal
MOST TOTAL GOALS	13	April 12, 1986, in a 9-4 win vs. Quebec
FASTEST GOAL (game)	0:25	Erik Cole, May 13, 2002, in an 8-2 win at Montreal
FASTEST GOAL (period)	0:22	Ray Whitney, April 24, 2006, in a 6-5 2OT loss vs. Montreal (third period)
LARGEST WINNING MARGIN	6	May 13, 2002, in an 8-2 win at Montreal May 6, 2006, in a 6-0 win vs. New Jersey
LARGEST LOSING MARGIN	5	April 8, 1980, in a 6-1 loss at Montreal April 11, 1991, in a 6-1 loss at Boston April 22, 2006, in a 6-1 loss vs. Montreal
SHORTEST OVERTIME	0:24	April 29, 1992, in a 2-1 win vs. Montreal
LONGEST OVERTIME	54:47	June 8-9, 2002, in a 3-2 loss vs. Detroit
LONGEST GAME	114:47	June 8-9, 2002, in a 3-2 loss vs. Detroit. Igor Larionov scored at 14:47 of the third overtime.
MOST PENALTY MINUTES	71	April 17, 2001, in a 4-0 loss vs. New Jersey
MOST PENALTY MINUTES, BOTH TEAMS	243	April 11, 1987, in a 3-1 loss at Quebec

PLAYOFF RECORDS

TEAM SERIES PLAYOFF RECORDS

MOST GOALS SCORED	22	vs. Buffalo, 2006, seven games
FEWEST GOALS SCORED	7	vs. Detroit, 2002, five games
MOST GOALS ALLOWED	27	by Quebec, 1987, six games
FEWEST GOALS ALLOWED	6	by Toronto, 2002, six games

TEAM ONE-YEAR PLAYOFF RECORDS

MOST GOALS SCORED	73	2006, 25 games
MOST GOALS ALLOWED	60	2006, 25 games
MOST TOTAL GOALS	133	2006, 25 games
MOST SHUTOUTS	3	2002, (4/27 and 5/3, Kevin Weekes; 5/23, Arturs Irbe) 2006, (5/6 and 5/7, Cam Ward ; 5/26, Martin Gerber)
LONGEST WINNING STREAK	7 games	April 26-May 10, 2006
LONGEST LOSING STREAK	4 games	April 11-16, 1987; April 5-9, 1989 June 6-13, 2002; May 18-26, 2009

OPPONENTS INDIVIDUAL SINGLE-GAME PLAYOFF RECORDS

MOST GOALS	3	Peter Stastny (April 11, 1987, in 5-1 Quebec win); Michel Goulet (April 12, 1987, in 4-1 Quebec win); John Ogrodnick (April 14, 1987, in 7-5 Quebec win); Cam Neely (April 4, 1991, in 4-3 Boston win) Evgeni Malkin (May 21, 2009, in a 7-4 Pittsburgh win)
MOST ASSISTS	5	Risto Siltanen, Quebec, April 5, 1987, in 7-5 Quebec win
MOST POINTS	5	Risto Siltanen, Quebec, April 5, 1987 (5a)
MOST PENALTY MINUTES	24	Randy Moller, Quebec, April 12, 1986, in a 9-4 Quebec loss
MOST SAVES	45	Jose Theodore, Montreal, May 5, 2002, in 4-1 Montreal win
FASTEST TWO GOALS BY ONE PLAYER	2:40	Kirk Muller, Montreal, April 27, 1992, in 7-4 Montreal win
MOST SHOTS ON GOAL	8	Alexander Mogilny, Toronto, May 19, 2002 Evgeni Malkin, May 21, 2009, in a 7-4 Pittsburgh win

OPPONENTS INDIVIDUAL SERIES PLAYOFF RECORDS

MOST GOALS	6	Yvon Lambert, Montreal, 1980; Stephane Richer, Montreal, 1988 Michel Goulet, Quebec, 1987; Evgeni Malkin, Pittsburgh, 2009
MOST ASSISTS	9	Denis Savard, Montreal, 1992
MOST POINTS	11	Stephane Richer, Montreal, 1988
MOST PENALTY MINUTES	50	Basil McRae, Quebec, 1987
MOST SAVES	222	Martin Brodeur, New Jersey, 2009
MOST SHOTS ON GOAL	29	Zach Parise, New Jersey, 2009
MOST CONSECUTIVE GAMES BY GOALTENDER	7	Patrick Roy, Montreal, 1986; Ryan Miller, Buffalo, 2006 Martin Brodeur, New Jersey, 2009; Tim Thomas, Boston, 2009
LONGEST SHUTOUT STREAK	186:03	Dominik Hasek, Detroit, 2002

OPPONENTS SINGLE-GAME PLAYOFF RECORDS

MOST GOALS	8	April 9, 1980, Montreal defeated Hartford 8-4
MOST GOALS AGAINST	9	April 12, 1986, Hartford defeated Quebec 9-4
MOST TOTAL GOALS	13	April 12, 1986, Hartford defeated Quebec 9-4
FASTEST GOAL (game)	0:13	Petri Skriko, April 5, 1991, in a 4-3 Boston win
FASTEST GOAL (period other than first)	0:29	Yvon Lambert in overtime on April 11, 1980 Montreal defeated Hartford 4-3
LARGEST WINNING MARGIN	5	Montreal in a 6-1 victory on April 8, 1980 Boston in a 6-1 victory on April 11, 1991 Montreal in a 6-1 victory on April 22, 2006
LARGEST LOSING MARGIN	6	Montreal in an 8-2 loss on May 13, 2002 New Jersey in a 6-0 loss on May 6, 2006

OPPONENTS TEAM SERIES PLAYOFF RECORDS

MOST GOALS SCORED	27	Quebec in 1987 in a 4-2 series win by Quebec
FEWEST GOALS SCORED	6	Toronto in 2002 in a 4-2 series win by Carolina
MOST GOALS ALLOWED	22	Buffalo in 2006 in a 4-3 series win by Carolina
FEWEST GOALS ALLOWED	7	Detroit in 2002 in a 4-1 series win by Detroit

TOP 20 PLAYOFF SCORERS

PLAYER	GP	G	A	PTS	PIM	PLAYER	GP	G	A	PTS	PIM
1. STAAL, Eric	43	19	24	43	12	11. WILLIAMS, Justin	25	7	11	18	34
2. FRANCIS, Ron	62	14	25	39	26	FERRARO, Ray	33	7	11	18	24
3. BRIND'AMOUR, Rod	72	18	20	38	46	13. O'NEILL, Jeff	34	9	7	17	37
4. DINEEN, Kevin	44	17	14	31	109	ANDERSON, John	20	6	11	17	2
5. WHITNEY, Ray	42	12	14	26	19	15. RECCHI, Mark	25	7	9	16	18
STILLMAN, Cory	25	9	17	26	14	KAPANEN, Sami	34	4	12	16	6
7. CULLEN, Matt	43	7	17	24	26	WEIGHT, Doug	23	3	13	16	20
8. EVASON, Dean	38	8	15	23	18	18. GAVIN, Stewart	22	8	7	15	27
9. BABYCH, Dave	31	7	13	20	32	HEDICAN, Bret	46	3	12	15	56
10. BATTAGLIA, Bates	35	5	14	19	24	20. COLE, Erik	43	6	8	14	52
						KABERLE, Frantisek	32	4	10	14	10

TEAM PLAYOFF GOALTENDING

GOALTENDER	GP	MINS	GA	GAA	SVS	SVS%	W-L	SO	SA
WEEKES, Kevin	8	408	11	1.62	169	.939	3-2	2	180
IRBE, Arturs	30	1846	65	2.11	797	.925	14-16	1	862
WARD, Cam	41	2421	96	2.38	1064	.917	23-18	4	1,160
WEEKS, Steve	4	205	9	2.63	77	.895	1-2	0	86
PIETRANGELO, Frank	7	425	19	2.68	225	.922	3-4	0	244
LIUT, Mike	17	933	50	3.21	417	.892	8-7	1	467
GERBER, Martin	6	221	13	3.53	77	.856	1-1	1	90
BRODEUR, Richard	4	200	12	3.60	75	.882	1-3	0	87
SIDORKIEWICZ, Peter	15	912	55	3.62	404	.881	5-10	0	459
WHITMORE, Kay	3	154	11	4.29	67	.859	0-2	0	78
SMITH, AI	2	120	10	5.00	55	.846	0-2	0	65
GARRETT, John	1	60	8	8.00	32	.800	0-1	0	40

OPPONENT PLAYOFF SCORING LEADERS

PLAYER	TEAM	GP	G	A	PTS	PLAYER	TEAM	GP	G	A	PTS
1. Patrik Elias	NJ	24	6	13	19	Michel Goulet	QUE	9	7	5	12
2. Cam Neely	BOS	13	9	9	18	Brian Rafalski	NJ	17	4	8	12
Ray Bourque	BOS	15	4	14	18	13. Dave Poulin	BOS	13	4	7	11
4. Craig Janney	BOS	9	2	14	16	Michael Ryder	BOS, MTL	13	3	8	11
5. Stephane Richer	MTL-NJ	20	10	5	15	15. Brian Gionta	NJ	18	5	5	10
Mats Naslund	MTL	14	4	11	15	Mike McPhee	MTL	21	5	5	10
7. Bobby Smith	MTL	17	7	7	14	Brian Skrudland	MTL	24	4	6	10
Guy Carbonneau	MTL	24	7	7	14	Robert Picard	QUE	9	2	8	10
Bobby Holik	NJ	15	8	6	14	Denis Savard	MTL	7	1	9	10
10. Peter Stastny	QUE	9	6	6	12	Larry Robinson	MTL	20	0	10	10

OPPONENT GOALTENDING LEADERS (Minimum 60 minutes)

GOALTENDER	TEAM	GP	MINS	GA	(EN)	GAA	SVS	SVS%	W-L
Dominik Hasek	DET	5	355	7		1.18	113	.942	4-1
Byron Dafoe	BOS	6	412	10		1.46	154	.939	4-2
Curtis Joseph	TOR	5	387	10		1.55	149	.937	2-4
Tim Thomas	BOS	7	440	15	(1)	2.04	197	.929	3-4
Martin Brodeur	NJ	24	1459	50	(1)	2.06	595	.922	10-11
Jussi Markkanen	EDM	6	361	13	(1)	2.16	124	.905	3-3
Marc-Andre Fleury	PIT	4	240	9		2.25	109	.924	4-0
Brian Hayward	MTL	3	184	7	(1)	2.28	68	.907	2-1
Cristobal Huet	MTL	6	386	15		2.33	197	.929	2-4
Patrick Roy	MTL	21	1307	52	(2)	2.39	545	.905	14-7
Andy Moog	BOS	12	691	28	(1)	2.43	287	.911	8-4
Ryan Miller	BUF	7	431	22		2.50	172	.887	3-4
Denis Herron	MTL	2	120	5		3.06	43	.896	2-0
Jose Theodore	MTL	6	326	18		3.31	184	.911	2-4
Mario Gosselin	QUE	6	349	19		3.35	181	.905	4-2
Clint Malarchuk	QUE	4	203	16		4.73	94	.855	0-3

GAME HISTORY

GAME-BY-GAME PLAYOFF HISTORY

DATE	RESULT	GWG (OT TIME)	GOALIES: HFD-CAR/OPP (SAVES)	ATT.	
1980					
Preliminary Round					
April 8	HFD 1 at MTL 6	Loss	Brian Engblom	Al Smith (31)/Denis Heron (20)	15,992
April 9	HFD 4 at MTL 8	Loss	Bob Gainey	John Garrett (32)/Denis Heron (23)	15,242
April 11	MTL 4 at HFD 3 OT	Loss	Yvon Lambert (0:29)	Al Smith (24)/Michel Larocque (25)	14,460
1981-85 <i>Out of the Playoffs</i>					
1986					
DIVISION SEMIFINAL					
April 9	HFD 3 at QUE 2 OT	WIN	SYLVAIN TURGEON (2:36)	Mike Liut (37)/Clint Malarchuk (34)	14,504
April 10	HFD 4 at QUE 1	WIN	PAUL MacDERMID	Mike Liut (26)/Clint Malarchuk (27)	14,562
April 12	QUE 4 at HFD 9	WIN	ULF SAMUELSSON	Mike Liut (29)/Clint Malarchuk (9)-Mario Gosselin (17)	15,126
DIVISION FINAL					
April 17	HFD 4 at MTL 1	WIN	SYLVAIN TURGEON	Mike Liut (26)/Patrick Roy (20)	17,145
April 19	HFD 1 at MTL 3	Loss	Guy Carbonneau	Mike Liut (27)/Patrick Roy (24)	17,657
April 21	MTL 4 at HFD 1	Loss	Stephane Richer	Mike Liut (5)-Steve Weeks (13)/Patrick Roy (20)	15,126
April 23	MTL 1 at HFD 2 OT	WIN	KEVIN DINEEN (1:06)	Steve Weeks (18)/Patrick Roy (22)	15,126
April 25	HFD 3 at MTL 5	Loss	Mike Lalor	Steve Weeks (25)/Patrick Roy (20)	17,660
April 27	MTL 0 at HFD 1	WIN	KEVIN DINEEN	Mike Liut (32)/Patrick Roy (16)	15,126
April 29	HFD 1 at MTL 2 OT	Loss	Claude Lemieux (5:55)	Mike Liut (30)/Patrick Roy (24)	17,546
1987					
DIVISION SEMIFINAL					
April 8	QUE 2 at HFD 3 OT	WIN	PAUL MacDERMID (2:20)	Mike Liut (23)/Mario Gosselin (38)	15,126
April 9	QUE 4 at HFD 5	WIN	DANA MURZYN	Mike Liut (20)/Clint Malarchuk (24)	15,126
April 11	HFD 1 at QUE 5	Loss	Peter Stastny	Mike Liut (11)-Steve Weeks (21)/Mario Gosselin (29)	14,527
April 12	HFD 1 at QUE 4	Loss	Michel Goulet	Mike Liut (33)/Mario Gosselin (28)	14,389
April 14	QUE 7 at HFD 5	Loss	John Ogradnick	Mike Liut (17)/Mario Gosselin (38)	15,126
April 16	HFD 4 at QUE 5 OT	Loss	Peter Stastny (6:05)	Mike Liut (29)/Mario Gosselin (31)	15,383
1988					
DIVISION SEMIFINAL					
April 6	HFD 3 at MTL 4	Loss	Stephane Richer	Mike Liut (22)-Richard Brodeur (9)/Patrick Roy (21)	16,523
April 7	HFD 3 at MTL 7	Loss	Claude Lemieux	Richard Brodeur (21)/Patrick Roy (28)	16,640
April 9	MTL 4 at HFD 3	Loss	Ryan Walter	Mike Liut (24)/Patrick Roy (30)	15,223
April 10	MTL 5 at HFD 7	WIN	KEVIN DINEEN	Mike Liut (26)/Patrick Roy (36)	15,061
April 12	HFD 3 at MTL 1	WIN	CAREY WILSON	Richard Brodeur (22)/Brian Hayward (26)	16,687
April 14	MTL 2 at HFD 1	Loss	Stephane Richer	Richard Brodeur (23)/Brian Hayward (19)	15,223
1989					
DIVISION SEMIFINAL					
April 5	HFD 2 at MTL 6	Loss	Ryan Walter	Kay Whitmore (27)/Patrick Roy (25)	16,005
April 6	HFD 2 at MTL 3	Loss	Mike McPhee	Peter Sidorkiewicz (14)/Patrick Roy (27)	16,563
April 8	MTL 5 at HFD 4 OT	Loss	Stephane Richer (5:01)	Peter Sidorkiewicz (23)/Brian Hayward (23)	13,363
April 9	MTL 4 at HFD 3 OT	Loss	Russ Courtnall (15:12)	Kay Whitmore (36)/Patrick Roy (43)	12,245
1990					
DIVISION SEMIFINAL					
April 5	HFD 4 at BOS 3	WIN	RANDY LADOUCEUR	Peter Sidorkiewicz (33)/Rejean Lemelin (13)	14,448
April 7	HFD 1 at BOS 3	Loss	Garry Galley	Peter Sidorkiewicz (32)/Andy Moog (25)	14,448
April 9	BOS 3 at HFD 5	WIN	PAT VERBEEK	Peter Sidorkiewicz (32)/Andy Moog (22)	15,535
April 11	BOS 6 at HFD 5	Loss	Dave Poulin	Peter Sidorkiewicz (23)/R. Lemelin (17)/Andy Moog (7)	15,535
April 13	HFD 2 at BOS 3	Loss	Cam Neely	Peter Sidorkiewicz (15)/Andy Moog (20)	14,448
April 15	BOS 2 at HFD 3 OT	WIN	KEVIN DINEEN (12:30)	Peter Sidorkiewicz (23)/Andy Moog (23)	15,535
April 17	HFD 1 at BOS 3	Loss	Craig Janney	Peter Sidorkiewicz (22)/Andy Moog (27)	14,448

1991

DIVISION SEMIFINAL

April 3	HFD 5	at	BOS 2		WIN	ROB BROWN	Peter Sidorkiewicz (26)/Andy Moog (19)	14,448
April 5	HFD 3	at	BOS 4		Loss	Cam Neely	Peter Sidorkiewicz (36)/Andy Moog (24)	14,448
April 7	BOS 6	at	HFD 3		Loss	Dave Christian	Peter Sidorkiewicz (17)/Andy Moog (22)	15,635
April 9	BOS 3	at	HFD 4		WIN	ZARLEY ZALAPSKI	Peter Sidorkiewicz (32)/Andy Moog (30)	14,198
April 11	HFD 1	at	BOS 6		Loss	Dave Christian	Peter Sidorkiewicz (26)/Andy Moog (25)	14,448
April 13	BOS 3	at	HFD 1		Loss	Bob Sweeney	Peter Sidorkiewicz (13)/Andy Moog (31)	15,635

1992

DIVISION SEMIFINAL

April 19	HFD 0	at	MTL 2		Loss	Gilbert Dionne	Frank Pietrangelo (28)/Patrick Roy (32)	16,624
April 21	HFD 2	at	MTL 5		Loss	Kirk Muller	Frank Pietrangelo (23)/Patrick Roy (15)	16,627
April 23	MTL 2	at	HFD 5		WIN	JOHN CULLEN	Frank Pietrangelo (32)/Patrick Roy (28)	6,728
April 25	MTL 1	at	HFD 3		WIN	RANDY CUNNEYWORTH	Frank Pietrangelo (24)/Patrick Roy (33)	10,071
April 27	HFD 4	at	MTL 7		Loss	Kirk Muller	Frank Pietrangelo (23)-Kay Whitmore (4)/P. Roy (19)	16,693
April 29	MTL 1	at	HFD 2	OT	WIN	YVON CORRIVEAU (0:24)	Frank Pietrangelo (42)/Patrick Roy (24)	8,262
May 1	HFD 2	at	MTL 3	2 OT	Loss	Russ Courtnall (25:26)	Frank Pietrangelo (53)/Patrick Roy (39)	17,718

1993-98

Out of the Playoffs

1999

CONFERENCE QUARTERFINAL

April 22	BOS 2	at	CAR 0		Loss	Rob DiMaio	Arturs Irbe (27)/Byron Dafoe (19)	11,059
April 24	BOS 2	at	CAR 3	OT	WIN	RAY SHEPPARD (17:05)	Arturs Irbe (22)/Byron Dafoe (27)	11,059
April 26	CAR 3	at	BOS 2		WIN	ROBERT KRON	Arturs Irbe (24)/Byron Dafoe (18)	17,565
April 28	CAR 1	at	BOS 4		Loss	Landon Wilson	Arturs Irbe (26)/Byron Dafoe (22)	17,565
April 30	BOS 4	at	CAR 3	2 OT	Loss	Anson Carter (34:45)	Arturs Irbe (48)/Byron Dafoe (37)	11,059
May 2	CAR 0	at	BOS 2		Loss	Joe Thornton	Arturs Irbe (19)/Byron Dafoe (31)	17,565

2000

Out of the Playoffs

2001

CONFERENCE QUARTERFINAL

April 12	CAR 1	at	NJ 5		Loss	Bobby Holik	Arturs Irbe (31)/Martin Brodeur (17)	19,040
April 15	CAR 0	at	NJ 2		Loss	Alexander Mogilny	Arturs Irbe (27)/Martin Brodeur (18)	19,040
April 17	NJ 4	at	CAR 0		Loss	Bobby Holik	Arturs Irbe (20)/Martin Brodeur (18)	17,525
April 18	NJ 2	at	CAR 3	OT	WIN	ROD BRIND'AMOUR (0:46)	Arturs Irbe (32)/Martin Brodeur (30)	14,339
April 20	CAR 3	at	NJ 2		WIN	JEFF O'NEILL	Arturs Irbe (37)/Martin Brodeur (11)	19,040
April 22	NJ 5	at	CAR 1		Loss	Sergei Brylin	Arturs Irbe (34)/Martin Brodeur (14)	18,730

2002

CONFERENCE QUARTERFINAL

April 17	NJ 1	at	CAR 2		WIN	ERIK COLE	Arturs Irbe (34)/Martin Brodeur (15)	15,401
April 19	NJ 1	at	CAR 2	OT	WIN	BATES BATTAGLIA (15:26)	Arturs Irbe (30)/Martin Brodeur (26)	18,730
April 21	CAR 0	at	NJ 4		Loss	Brian Gionta	Arturs Irbe (9), Kevin Weekes (22)/Martin Brodeur (16)	17,004
April 23	CAR 1	at	NJ 3		Loss	Brian Gionta	Arturs Irbe (6), Kevin Weekes (13)/Martin Brodeur (23)	17,057
April 24	NJ 2	at	CAR 3	OT	WIN	JOSEF VASICEK (8:16)	Kevin Weekes (40)/Martin Brodeur (35)	18,336
April 27	CAR 1	at	NJ 0		WIN	RON FRANCIS	Kevin Weekes (32)/Martin Brodeur (21)	17,104

CONFERENCE SEMIFINAL

May 3	MTL 0	at	CAR 2		WIN	RON FRANCIS	Kevin Weekes (25)/Jose Theodore (36)	18,809
May 5	MTL 4	at	CAR 1		Loss	Andrei Markov	Kevin Weekes (12)/Jose Theodore (45)	18,730
May 7	CAR 1	at	MTL 2	OT	Loss	Donald Audette	Kevin Weekes (18)/Jose Theodore (33)	21,273
May 9	CAR 4	at	MTL 3	OT	WIN	NICLAS WALLIN (3:14)	Kevin Weekes (7), Arturs Irbe (10)/Jose Theodore (36)	21,273
May 12	MTL 1	at	CAR 5		WIN	ROD BRIND'AMOUR	Arturs Irbe (30)/Jose Theodore (26)	18,853
May 13	CAR 8	at	MTL 2		WIN	SEAN HILL	Arturs Irbe (31)/Jose Theodore (8); Stephane Fiset (16)	21,273

CONFERENCE FINAL

May 16	TOR 2	at	CAR 1		Loss	Jonas Hoglund	Arturs Irbe (22)/Curtis Joseph (31)	18,730
May 19	TOR 1	at	CAR 2	OT	WIN	NICLAS WALLIN (13:42)	Arturs Irbe (26)/Curtis Joseph (31)	18,924
May 21	CAR 2	at	TOR 1	OT	WIN	JEFF O'NEILL (6:01)	Arturs Irbe (20)/Curtis Joseph (15)	19,293
May 23	CAR 3	at	TOR 0		WIN	JAROSLAV SVOBODA	Arturs Irbe (31)/Curtis Joseph (12)	19,299
May 25	TOR 1	at	CAR 0		Loss	Darcy Tucker	Arturs Irbe (18)/Curtis Joseph (27)	19,016
May 28	CAR 2	at	TOR 1	OT	WIN	MARTIN GELINAS (8:05)	Arturs Irbe (35)/Curtis Joseph (33)	19,327

STANLEY CUP FINAL

June 4	CAR 3	at	DET 2	OT	WIN	RON FRANCIS (0:58)	Arturs Irbe (23)/Dominik Hasek (23)	20,058
June 6	CAR 1	at	DET 3		Loss	Nicklas Lidstrom	Arturs Irbe (27)/Dominik Hasek (16)	20,058
June 8	DET 3	at	CAR 2	3OT	Loss	Igor Larionov (54:47)	Arturs Irbe (50)/Dominik Hasek (41)	18,982
June 10	DET 3	at	CAR 0		Loss	Brett Hull	Arturs Irbe (24)/Dominik Hasek (17)	18,986
June 13	CAR 1	at	DET 3		Loss	Brendan Shanahan	Arturs Irbe (24)/Dominik Hasek (16)	20,058

GAME HISTORY

2003-04

Out of the Playoffs

2006

CONFERENCE QUARTERFINAL

April 22	MTL 6	at	CAR 1		Loss	Radek Bonk	Martin Gerber (15)/Cristobal Huet (42)	18,812
April 24	MTL 6	at	CAR 5	2OT	Loss	Michael Ryder (22:32)	Martin Gerber (10), Cam Ward (20)/Cristobal Huet (41)	18,730
April 26	CAR 2	at	MTL 1	OT	WIN	ERIC STAAL (3:38)	Cam Ward (27)/Cristobal Huet (34)	21,273
April 28	CAR 3	at	MTL 2		WIN	ROD BRIND'AMOUR	Cam Ward (23)/Cristobal Huet (27)	21,273
April 30	MTL 1	at	CAR 2		WIN	MATT CULLEN	Cam Ward (30)/Cristobal Huet (26)	18,887
May 2	CAR 2	at	MTL 1	OT	WIN	CORY STILLMAN (1:19)	Cam Ward (25)/Cristobal Huet (27)	21,273

CONFERENCE SEMIFINAL

May 6	NJ 0	at	CAR 6		WIN	RAY WHITNEY	Cam Ward (21)/Martin Brodeur (29), Scott Clemmensen (3)	18,730
May 8	NJ 2	at	CAR 3	OT	WIN	NICLAS WALLIN (3:09)	Cam Ward (21)/Martin Brodeur (35)	18,730
May 10	CAR 3	at	NJ 2		WIN	ROD BRIND'AMOUR	Cam Ward (28)/Martin Brodeur (21)	16,862
May 13	CAR 1	at	NJ 5		Loss	Jay Pandolfo	Cam Ward (13), Martin Gerber (15)/Martin Brodeur (19)	17,585
May 14	NJ 1	at	CAR 4		WIN	CORY STILLMAN	Cam Ward (17)/Martin Brodeur (27)	18,730

CONFERENCE FINAL

May 20	BUF 3	at	CAR 2		Loss	Jay McKee	Cam Ward (24)/Ryan Miller (29)	18,730
May 22	BUF 3	at	CAR 4		WIN	JUSTIN WILLIAMS	Cam Ward (16)/Ryan Miller (31)	18,730
May 24	CAR 3	at	BUF 4		Loss	Ales Kotalik	Cam Ward (22), Martin Gerber (7)/Ryan Miller (24)	18,690
May 26	CAR 4	at	BUF 0		WIN	MARK RECCHI	Martin Gerber (22)/Ryan Miller (17)	18,690
May 28	BUF 3	at	CAR 4	OT	WIN	CORY STILLMAN (8:46)	Martin Gerber (8)-Cam Ward (15)/Ryan Miller (22)	18,730
May 30	CAR 1	at	BUF 2	OT	Loss	Daniel Briere (4:22)	Cam Ward (29)/Ryan Miller (25)	18,690
June 1	BUF 2	at	CAR 4		WIN	ROD BRIND'AMOUR	Cam Ward (22)/Ryan Miller (24)	18,730

STANLEY CUP FINAL

June 5	EDM 4	at	CAR 5		WIN	ROD BRIND'AMOUR	Cam Ward (34)/Dwayne Roloson (19), Ty Conklin (2)	18,797
June 7	EDM 0	at	CAR 5		WIN	ANDREW LADD	Cam Ward (25)/Jussi Markkanen (21)	18,928
June 10	CAR 1	at	EDM 2		Loss	Ryan Smyth	Cam Ward (28)/Jussi Markkanen (24)	16,839
June 12	CAR 2	at	EDM 1		WIN	MARK RECCHI	Cam Ward (20)/Jussi Markkanen (18)	16,839
June 14	EDM 4	at	CAR 3	OT	Loss	Fernando Pisani (3:31)	Cam Ward (25)/Jussi Markkanen (21)	18,974
June 17	CAR 0	at	EDM 4		Loss	Fernando Pisani	Cam Ward (30)/Jussi Markkanen (16)	16,839
June 19	EDM 1	at	CAR 3		WIN	FRANTISEK KABERLE	Cam Ward (22)/Jussi Markkanen (24)	18,978

2007-08

Out of the Playoffs

2009

CONFERENCE QUARTERFINAL

April 15	CAR 1	at	NJ 4		Loss	Zach Parise	Cam Ward (35)/Martin Brodeur (18)	17,625
April 17	CAR 2	at	NJ 1	OT	WIN	TIM GLEASON (2:40)	Cam Ward (33)/Martin Brodeur (30)	17,625
April 19	NJ 3	at	CAR 2	OT	Loss	Travis Zajac (4:58)	Cam Ward (32)/Martin Brodeur (28)	17,971
April 21	NJ 3	at	CAR 4		WIN	JUSSI JOKINEN	Cam Ward (26)/Martin Brodeur (42)	17,465
April 23	CAR 0	at	NJ 1		Loss	David Clarkson	Cam Ward (41)/Martin Brodeur (44)	17,625
April 26	NJ 0	at	CAR 4		WIN	RAY WHITNEY	Cam Ward (28)/Martin Brodeur (33)	18,680
April 28	CAR 4	at	NJ 3		WIN	ERIC STAAL	Cam Ward (32)/Martin Brodeur (27)	17,625

CONFERENCE SEMIFINAL


May 1	CAR 1	at	BOS 4		Loss	Marc Savard	Cam Ward (20)/Tim Thomas (26)	17,565
May 3	CAR 3	at	BOS 0		WIN	JOE CORVO	Cam Ward (36)/Tim Thomas (22)	17,565
May 6	BOS 2	at	CAR 3	OT	WIN	JUSSI JOKINEN	Cam Ward (21)/Tim Thomas (38)	18,680
May 8	BOS 1	at	CAR 4		WIN	JUSSI JOKINEN	Cam Ward (20)/Tim Thomas (27)	18,878
May 10	CAR 0	at	BOS 4		Loss	Mark Recchi	Cam Ward (36)/Tim Thomas (19)	17,565
May 12	BOS 4	at	CAR 2		Loss	Marc Savard	Cam Ward (15)/Tim Thomas (31)	18,680
May 14	CAR 3	at	BOS 2	OT	WIN	SCOTT WALKER	Cam Ward (34)/Tim Thomas (34)	17,565

CONFERENCE FINAL

May 18	CAR 2	at	PIT 3		Loss	Philippe Boucher	Cam Ward (28)/Marc-Andre Fleury (23)	17,132
May 21	CAR 4	at	PIT 7		Loss	Evgeni Malkin	Cam Ward (35)/Marc-Andre Fleury (24)	17,132
May 23	PIT 6	at	CAR 2		Loss	Evgeni Malkin	Cam Ward (34)/Marc-Andre Fleury (32)	18,789
May 26	PIT 4	at	CAR 1		Loss	Maxime Talbot	Cam Ward (21)/Marc-Andre Fleury (30)	18,680

2010-16

Out of the Playoffs



GENERAL INFO

Media and NHL Information

MEDIA INFO

The Carolina Hurricanes extend a cordial welcome to all media covering our home games. We appreciate the coverage you provide us, and we will do everything possible to assist you in your game duties.

The following is some information relating to our game night operation and press box which you should read carefully. Your cooperation in following these guidelines is much appreciated.

MEDIA RELATIONS DEPARTMENT

Mike Sundheim Vice President of Communications and Team Services
Office: 919/861-5477 *Home:* 919/233-7322
Mobile: 919/522-4583 *Email:* mikes@carolinahurricanes.com *Twitter:* @MikeSundheim

Kyle Hanlin Senior Director of Communications and Team Services
Office: 919/861-5429 *Home:* 919/327-4942
Mobile: 919/523-7635 *Email:* kyleh@carolinahurricanes.com *Twitter:* @KyleHanlin

Kirsten Brierley Media Relations Coordinator
Office: 919/861-7148
Mobile: 631/617-7093 *Email:* kirstenb@carolinahurricanes.com *Twitter:* @KirstenBri

Department website: CanesPR.com

MEDIA CREDENTIALS POLICY

Media credentials are issued to working media only. All credentials are non-transferable, and any unauthorized use will subject bearer to ejection from PNC Arena and confiscation of the credential. Credentials are good for admittance to the arena, press box, media meal room and both locker rooms.

Media credentials are divided into two categories: full-season and single-game. Full-season media passes will be issued to recognized newspapers, magazines, television, radio stations and established websites by completing the request form at CanesPR.com. Please follow up via email with Mike Sundheim (mikes@carolinahurricanes.com) or Kyle Hanlin (kyleh@carolinahurricanes.com) after submitting your credential request. A media credential cannot be used to sit in spectator seating areas.

Single-game credentials should be requested via email to either Mike Sundheim or Kyle Hanlin at least 24 hours prior to game time.

Photo credentials will be issued on a priority basis to daily publications, wire services, team photographers or national publications on specific assignments only.

PRE-GAME ACCESS

By request, the Hurricanes may open their locker room to the media two hours prior to all home games for a short window of availability.

MEDIA PARKING

Full-season media will be issued general media parking passes. The East (black) lot is closest to the media entrance, which is the VIP entrance on the South end of the building, adjacent to the box office. Television crews will be allowed to park just outside the security entrance. However, there will only be space for one truck per station.

MEDIA ROOM

Media possessing credentials are invited to enjoy a meal before each game in the press room. The room opens two and a half hours before game time. Dining room usage is limited to those presenting valid Hurricanes or NHL Team Management passes. It is prohibited to allow family members, friends or guests into the press room without a valid credential. Our fine press meal costs \$10.

MEDIA NOTES

A complete set of media notes and additional materials are available for all working media at the morning skate and in the media meal room. Notes and other materials will also be available in the press box before and during the game, and are posted on CanesPR.com.

PRESS BOX

The press box is located at the top floor (5) of PNC Arena and is accessible via the press elevator.

GAME-NIGHT STAFF

The Hurricanes game-night staff members are available to meet your needs, so please feel free to ask them for help on event nights. Staff members are posted at the press gate (VIP Entrance) and the media meal room prior to game time and in the press box after faceoff.

IN-GAME NOTES

In-Game Notes are delivered to all radio and television broadcasters, as well as all media located in the press box, throughout the game.

POST-GAME ACCESS

Both locker rooms will be opened five minutes after the teams leave the ice. Hurricanes Head Coach Bill Peters will hold a post-game news conference following each game in the Media Room. Written quotes from both Bill Peters and the visiting coach, in addition to game statistics, will be provided to the media. The officials' locker room is off-limits to the media. Should a comment or interpretation from the game's referee or NHL supervisor be needed, a pool reporter may be assigned.

AREAS OFF-LIMITS

Media are prohibited from entering the medical room and shower area within the Hurricanes' and visiting locker rooms.

PRACTICES

Hurricanes' practices are open to the public and all media. You should, however, verify times and location. Hurricanes' practices that are not at PNC Arena will be held at Raleigh Center Ice in Raleigh, NC. Updates to the practice schedule are posted on CanesPR.com.

Directions to PNC Arena

FROM THE AIRPORT (RDU):

I-40 East to Wade Avenue exit... Take Edwards Mill Rd./Arena Exit and bear right... PNC Arena is on the left.

Directions to Practice Facility

FROM THE AIRPORT:

I-40 East take Wade Avenue exit... Get onto I-440 Inner Beltline... Take Wake Forest Road exit (#10)... Take right onto Wake Forest Road... Make third left onto Hodges Street... Raleigh Center Ice is directly on the right.

PRINT AND WEB

ASHEBORO COURIER-TRIBUNE

500 Sunset Ave.
Asheboro, NC 27203
336/626-6133; **Fax:** 336/626-7074
Sports Editor: Dennis Garcia
sports@courier-tribune.com

BURLINGTON TIMES-NEWS

707 South Main St.
Burlington, NC 27215
336/229-2454; **Fax:** 336/229-2463
Sports Editor: Bob Sutton
bsutton@thetimesnews.com

CANES COUNTRY

canescountry.com
Writer: Brian Leblanc
bdleblanc@gmail.com

HERALD-SUN OF DURHAM

P.O. Box 2092
Durham, NC 27702
919/419-6673; **Fax:** 919/419-6889
Writers: Harold Gutmann (hgutmann@heraldsun.com)
and Steve Wiseman (swiseman@heraldsun.com)

INDEPENDENT WEEKLY

indyweek.com
302 E. Pettigrew St. Ste. 300
Durham, NC 27701
919/286-1972

NEWS & OBSERVER

newsobserver.com
P.O. Box 191
Raleigh, NC 27602
919/829-4560; **Fax:** 919/829-4888
Sports Editor: Steve Ruinsky
sruinsky@newsobserver.com
Writers: Chip Alexander, Luke DeCock
Photo Editor: Kevin Keister
sports@newsobserver.com

NORTH STATE JOURNAL

nsjonline.com
819 W. Hargett Street
Raleigh, North Carolina 27603
info@nsjonline.com
866/458-7184
Sports Editor: Will Brinson
will@northstatemedia.com
Writer: Cory Lavalette
cory.lavalette@nsjonline.com

TRIANGLE BUSINESS JOURNAL

bizjournals.com/triangle
3600 Glenwood Ave. Suite 100
Raleigh, NC 27612
919/327-1029
Writer: Dane Huffman
danehuffman@bizjournals.com

TRIANGLE SPORTS NETWORK

trianglesportsnet.com/carolina-hurricanes
Writer: Peter Koutroumpis
pkpsportconsultant@gmail.com

WILSON DAILY TIMES

P.O. Box 2447
Wilson, NC 27894
252/265-7807
Sports Editor: Paul Durham
paul@wilsontimes.com

WRALSPORTSFAN.COM

2619 Western Blvd.
Raleigh, NC 27605
919/821-8600
Sr. Sports Web Editor: Aaron Schoonmaker
aschoonmaker@wral.com

ALL SPORTS RADIO

(*Rightsholder)

*99.9 THE FAN

WCMC (99.9 FM)
Program Director: Dennis Glasgow
Hurricanes Insider: Adam Gold
Hurricanes Host: Morgan Patrick
Hosts: Joe Ovies, Adam Gold
3100 Highwoods Blvd. Suite 140
Raleigh, NC 27604
919/890-6101
mmaniscalco@999thefan.com

620 THE BUZZ

WDNC (620 AM | 99.3 FM)
Hosts: Erroll Reese, Kevin McClendon
3100 Highwoods Blvd. Suite 140
Raleigh, NC 27604
919/875-9100

PIRATE RADIO

WGHB, (1250 AM)
WDLX (930 AM)
P.O. Box 3333
Greenville, NC 27836
252/317-1250

252RADIO

WWNB (103.9 FM | 1490 AM)
WAVQ (1400 AM)
WNOS (105.9 FM | 1450 AM)
WECU (1570 AM)
1202 Pollock St.
New Bern, NC 28560
252/633-1490

TRIAD SPORTS NETWORK

WSML (1200 AM)
WMFR (1230 AM)
WCOG (1320 AM)
875 West Fifth St.
Winston-Salem, NC 27101
336/777-3900

OTHER LOCAL RADIO

CAPITOL BROADCASTING CO.

WRAL (101.5 FM)
3100 Highwoods Blvd. Suite 140
Raleigh, NC 27604
919/890-6101

CURTIS MEDIA GROUP

WWMY (102.9 FM)
WBBB (96.1 FM)
WDTF, (570 AM)
WKXU, (101.1 FM)
WKIX, (102.3 FM)
WPTF (680 AM)
3012 Highwoods Blvd. Suite 200
Raleigh, NC 27604
919/790-9392

CLEARCHANNEL

WDCG (105.1 FM)
WDCG HD2 (95.3 FM)
WRDU (106.1 FM)
WRSN (93.9 FM)
WRVA (100.7 FM)
3100 Smoketree Court, #505
Raleigh, NC 27604
919/876-1061
919/876-8578

LOCAL MEDIA

TELEVISION

WLFL (Channel 22 – CW)
3012 Highwoods Blvd.
Suite 101
Raleigh, NC 27604
919/790-9535; *Fax:* 919/878-3877

WNCN (Channel 17 – CBS)
1205 Front St.
Raleigh, NC 27609
919/835-6397; *Fax:* 919/836-1687
Sports Anchor: Todd Gibson

WRAL (Channel 5 – NBC)
2619 Western Blvd.
Box 12000
Raleigh, NC 27605
919/821-8600; *Fax:* 919/821-8541
Sportscasters: Jeff Gravley, Ken Medlin
Mandy Mitchell

WRAZ (Channel 50 – FOX)
2619 Western Blvd.
Box 12000
Raleigh, NC 27605
919/821-8678; *Fax:* 919/821-8541

WTVD (Channel 11 – ABC)
411 Liberty St.
Durham, NC 27701
919/687-2326; *Fax:* 919/687-4373
Sportscasters: Mark Armstrong, Joe Mazur,
Ngozi Ekeledo
Photographer: Charlie Mickens

Time Warner Cable News
2505 Atlantic Ave., Suite 102
Raleigh, NC 277604
919/882-4000
Sports Director: Mike Solarte
Sportscaster: TBD

WIRE SERVICES

Associated Press
4800 Six Forks Rd. #210
Raleigh, NC 27609
919/510-8937; *Fax:* 919/834-1078
Sports Editor: Joedy McCreary
Reporter: Aaron Beard
Mobile: 919/341-4024

PHOTOGRAPHER

Gregg Forwerck
Home: 704/882-3113
Mobile: 704/668-1045

RALEIGH AREA INFORMATION (Area Code 919)

TAXI SERVICES

Cardinal Cab, Inc. 828-3228
Checkers Taxi 779-2645
Omni Taxi and Transfer 821-0066
Taxi Taxi 333-3333
Universal Cab. 832-3633
USA Taxi 877-0515

AREA HOTELS

Comfort Suites, Arena 854-0502
Embassy Suites, Airport 572-2200
Embassy Suites, Crabtree Valley 881-0833
Hilton Garden Inn, Crabtree Valley 703-2525
Marriott, Raleigh City Center. 833-1120
Marriott, RTP. 941-6200
Raleigh Marriott, Crabtree Valley 781-7000
Renaissance, North Hills 571-8773
The Umstead 888-678-1711
Washington Duke Inn & Golf Club 419-0627

PUBLIC GOLF COURSES

Crooked Creek 557-7529
Eagle Ridge 661-6300
Lochmere. 851-0611
Lonnie Poole (N.C. State) 833-3338
Neuse Golf Club 550-0550
Pine Hollow 553-4554
River Ridge. 661-8374
UNC Finley Golf Course 962-2349

RESTAURANTS

42nd St. Oyster Bar 831-2811
Angus Barn 781-2444
Backyard Bistro 851-6203
Bella Monica 881-9778
Bonefish Grill 677-1347
Brio Tuscan Grill 881-2048
Buffalo Brothers. 782-4949
Caffé Luna 832-6990
Charlie Goodnight's Restaurant & Comedy Club 828-5233
Cheesecake Factory 781-0050
Cowfish Sushi Burger Bar 784-0400
Dos Taquitos 787-3373
Edwards Mill Bar & Grill 783-5447
Five Star Restaurant 833-3311
Fox and Hound. 781-4495
Gravy 896-8513
Herons at The Umstead. 447-4200
Hibernian Pub 833-2258
Irregardless Café. 833-8898
Lynnwood Grill 785-0043
McCormick & Schmick's 881-7848
Ole Time Barbecue 859-2544
PF Chang's 787-7754
The Pit 890-4500
Raleigh Times 833-0999
Rey's Restaurant 380-0122
Rudino's Sports Corner 786-4235
Ruth's Chris Steak House (Cary) 677-0033
Ruth's Chris Steak House (Raleigh) 791-1103
Solas 755-0755
Spirits Pub & Grub 462-7001
Sullivan's Steak House. 833-2888
Sushi Blues 664-8061
Vivace 787-7747
Woody's Sports Tavern & Grille 833-3000

**NATIONAL HOCKEY LEAGUE****EXECUTIVE OFFICES**

New York
1185 Avenue of the Americas
New York, NY 10036
212/789-2000; *Fax:* 212/789-2020
PR Fax: 212/789-2080

NHL – Toronto (NHL)
50 Bay Street, 11th Floor
Toronto, Ontario, M5J 2X8
416/359-7900; *Fax:* 416/981-2779
PR Fax: 416/981-2769

NHL – Montreal
1800 McGill College Avenue, Ste 2600
Montreal, Quebec, H3A 3J6
514/841-9220; *Fax:* 514/841-1070

NHL COMMUNICATIONS STAFF

GARY MEAGHER, Executive Vice President, Communications
O: 416-359-7960, C: 416-729-4700, gmeagher@nhl.com

FRANK BROWN, Group Vice President, Communications
O: 212-789-2042, C: 347-853-4390, fbrown@nhl.com
*Commissioner's Office requests

JAMEY HORAN, Group Vice President, Event Comm. & Player Dev.
O: 212-789-2785, C: 646-652-9981, jhoran@nhl.com
*Deputy Commissioner requests and event/player development inquiries

JOHN DELLAPINA, Group Vice President, Communications
O: 212-789-2115, C: 917-363-7988, jdellapina@nhl.com
*Department of Player Safety requests and general hockey inquiries

BENNY ERCOLANI, Statistician & Information Officer
O: 416-359-7963, C: 416-729-5666, bercolani@nhl.com

GREG INGLIS, Senior Director, News Services
O: 212-789-2065, C: 347-853-2461, ginglis@nhl.com
*Editorial content/research

NIRVA MILORD, Director, Communications
O: 212-789-2123, C: 917-715-6187, nmilord@nhl.com
*Corporate communications and entertainment publicity

JENNIFER MOAD, Director, Communications
O: 416-359-7961, C: 416-527-2852, jmoad@nhl.com
*Hockey Operations and Officiating requests

CHRIS WOJCIK, Director, Event Communications & Player Development
O: 212-789-2097, C: 646-285-7711, cwojcik@nhl.com
*Event inquiries

JULIE YOUNG, Director, Communications
O: 416-359-7964, C: 416-605-3550, jyoung@nhl.com

DAVID KEON, Senior Manager, Communications
O: 416-359-7962, C: 416-729-5665, dkeon@nhl.com
*International credentials

CHRIS ACKROYD, Manager, Communications
O: 437-777-9296, C: 416-702-4645, cackroyd@nhl.com
*In-game communications

TREVOR BJERGSO, Manager, Communications
O: 416-359-7965, C: 416-540-5306, tbjergso@nhl.com
*Social media inquiries and Central Scouting requests

BRENDON CROSSMAN, Manager, Communications
O: 416-359-7903, C: 416-702-4645, bcrossman@nhl.com
*In-game communications

JASMINE GHAFOUR, Manager, Communications
O: 416-359-7968, C: 647-808-4876, jghafour@nhl.com
*Corporate communications

JOSH BERNSTEIN, Coordinator, Communications
O: 212-789-2609, jbpr@nhl.com
*Editorial content/research and Morning Skate

NICOLE BUCKLEY, Coordinator, Event Communications & Player Development
O: 212-789-2066, nicbuckley@nhl.com
*Event credentials

JEFF DAY, Coordinator, Event Communications & Player Development
O: 212-789-2108, jday@nhl.com

GINA MORRA, Assistant, Event Communications & Player Development
O: 212-789-2690, gmorra@nhl.com

ENTRY LEVEL PLAYERS

1. Players 18 through 21 years of age when signing their first contract must remain in the entry level system for a period of three years; players age 22 and 23 when signing their first contract are in the entry level system for two years; while those age 24 when signing their first contract are in the entry level system for one year. Players age 25 and older will not be subject to the entry level system and have no limits on their compensation. Age is defined as the player's age on September 15 of the calendar year in which he signs the contract, regardless of his actual age on the date he signs such contract.
2. In the event that a signed 18- or 19-year-old player does not play a minimum of 10 NHL games (regular season and/or playoffs) in his first season under contract, the term of his player contract and his number of years in the entry level system will be extended for a period of one year. The exception to this is a 19-year-old player who turns 20 years of age between September 16 and December 31 in his first contract year.
3. In the event that a player signs his first contract at age 18 and has had his Player Contract extended for one season already, and such player does not play at least 10 NHL games (regular season and/or playoffs) in the second season under that player's Player Contract, then the term of his Player Contract and his number of years in the Entry Level System shall be extended for one additional year.

INJURED RESERVE LIST

A Club may place a Player on the Injured Reserve List only if such Player is reasonably expected to be injured, ill or disabled and unable to perform his duties as a hockey Player for a minimum of seven (7) days from the onset of such injury, illness or disability.

- Players on the Injured Reserve List may attend team meetings, travel with the Club (at the Club's option) and participate in practice sessions with other Players on the Club's Active Roster.
- Players on Injured Reserve are prohibited from appearing in NHL Games, participating in pre-game warm-ups with their Clubs, or dressing in game uniforms on NHL Game days.
- Players on Injured Reserve and Injured Non-Roster shall have access to the Club's primary training and medical facilities during regular business hours provided, however, the Club may restrict such Players' access during periods when Players on the Club's Active Roster are expected to be present at such primary training and medical facilities (e.g., pre-game skates, practices, games, medical and physical treatments for other Players) and within a reasonable period of time before and after such time periods.
- A Player who finishes an NHL Season on the Injured Reserve List and continues to be disabled and unable to perform his duties as a hockey Player by reason of the same injury at the time he reports to the Club's Training Camp in the next League Year, will again be eligible to be placed on the Club's Injured Reserve List. For any other Player who fails the Club's initial physical examination in any League Year, or is injured, ill or disabled while not on the Club's Active Roster, he shall not be eligible for, and may not be placed on, Injured Reserve, but instead shall be eligible to be, and may be designated as, Injured Non-Roster.
- Once a Player is placed on the Injured Reserve List, the Club may replace said Player on its NHL Active Roster with another Player, and during such period of his designation as an Injured Reserve Player he will not count against the Club's Active Roster limit, provided, however, that the Injured Reserve Player's Player Salary and Bonuses and his replacement's Player Salary and Bonuses are each included in calculating a Club's Actual Club Salary and Averaged Club Salary, and the Players' Share of the Team Payroll Range System.

REGULAR SEASON WAIVERS

For purposes of Regular Waivers, the five (5) year exemption for an 18 year old skater and the four (4) year exemption for a 19-year-old skater shall both be reduced to three (3) years commencing the first season that the 18- or 19-year-old skater plays in eleven (11) NHL Games or more. The next two (2) seasons, regardless of whether the skater plays any NHL Games in either season, shall count as the second and third years toward satisfying the exemption.

For purposes of Regular Waivers, the six (6) year exemption for an 18 year old goalie and the five (5) year exemption for a 19 year old goalie shall both be reduced to four (4) years commencing the first season that the 18 or 19 year old goalie plays in eleven (11) NHL Games or more. The next three (3) seasons, regardless of whether the goalie plays any NHL games in any of those three (3) seasons, shall count as the next three (3) years toward satisfying the exemption.

The first season in which a Player who is age 20 or older plays in one (1) or more Professional Games shall constitute the first year for calculating the number of years he is exempt from Regular Waivers.

A Player 25 years old or older who plays in one (1) or more Professional Games in any season shall be exempt from Regular Waivers for the remainder of that season.

For Players age 20 or older, Professional Games include NHL Games, all minor league regular season and playoff games and any other professional games, including but not limited to, play in European leagues when Player is on Loan to such club, and while Player is party to an SPC.

TIE-BREAKING PROCEDURES

If two or more clubs are tied in points during the regular season, the standing of the clubs is determined in the following order:

1. The fewer number of games played (i.e., superior points percentage).
2. The greater number of games won, excluding games won in a Shootout. This figure is reflected in the ROW column in the League standings.
3. The greater number of points earned in games between the tied clubs. If two clubs are tied, and have not played an equal number of home games against each other, points earned in the first game played in the city that had the extra game shall not be included. If more than two clubs are tied, the higher percentage of available points earned in games among those clubs, and not including any "odd" games, shall be used to determine the standing.
4. The greater differential between goals for and against for the entire regular season. (A victory in a Shootout counts as one goal for, while a shootout loss counts as one goal against).

23-MAN ROSTER

There shall be a maximum of twenty-three (23) Players on each Club's Active Roster at any one time, provided, however, that, on the date of each season's Trade Deadline, a Club's Active Roster may be increased to any number of Players the Club, in its discretion, so determines, subject to the Team Payroll Range System.

NHL KEY DATES

SEPTEMBER

- 17 – Oct. 1 2016 World Cup of Hockey (Air Canada Centre, Toronto)
- 22 Training camps open
- 22 CCM/USA Hockey All-American Prospects Game (Philadelphia, Pa.)
- 25 Preseason schedule begins

OCTOBER

- 11 Opening day playing rosters set (5 p.m. ET)
- 12 Opening night: 2016-17 NHL regular season begins
Edmonton Oilers play first NHL game at Rogers Place (vs. Calgary)
- 13 Pittsburgh Penguins raise Stanley Cup banner
Washington Capitals at Pittsburgh Penguins
- 22 2016 Tim Hortons NHL Heritage Classic™ Alumni Game:
Investors Group Field (Winnipeg, Man.)
- 23 2016 Tim Hortons NHL Heritage Classic™
Edmonton Oilers at Winnipeg Jets
Investors Group Field (Winnipeg, Man.)
- 24 – Nov. 18 Hockey Fights Cancer Awareness Month

NOVEMBER

- 11 Hockey Hall of Fame Game:
Philadelphia Flyers at Toronto Maple Leafs
- 14 Hockey Hall of Fame induction ceremony (Toronto, Ont.)
Inductees: Eric Lindros, Sergei Makarov, Rogatien Vachon (Player category); Pat Quinn (Builder category)
- 15 NHL General Managers Meeting (Toronto, Ont.)
- 25 2016 Discover NHL Thanksgiving Showdown™
New York Rangers at Philadelphia Flyers (1 p.m. ET)
- 26 NHL Founders Day (1917)
- 30 U.S. Hockey Hall of Fame Induction (Philadelphia, Pa.)
Inductees: 1996 World Cup of Hockey championship team,
Craig Janney, Bill Belisle

DECEMBER

- 1 Signing deadline for Group 2 free agents (5 p.m. ET)
- 19-27 Holiday roster freeze in effect: For all players on an NHL active roster, injured reserve, or with non-roster and injured non-roster status as of midnight (local time) Dec. 19, a roster freeze shall apply through midnight (local time) Dec. 27, with respect to waivers, trades and loans, subject to the exceptions provided for in CBA Article 16.5 (d).
- 24-26 Holiday break (no scheduled practices – dressing rooms closed)
- 26 – Jan. 5 IIHF World Junior Championship (Montreal, Que. & Toronto, Ont.)
- 31 2017 NHL Winter Classic® Alumni Game
Busch Stadium (St. Louis, Mo.)

JANUARY

- 1 NHL Centennial Classic™
Detroit Red Wings at Toronto Maple Leafs
BMO Field (Toronto, Ont.)
- 2 2017 Bridgestone NHL Winter Classic®
Chicago Blackhawks at St. Louis Blues
Busch Stadium (St. Louis, Mo.)

JANUARY (CONT.)

- 10 USHL/NHL Top Prospects Game (Sioux Falls, S.D.)
- 16 NHL Central Scouting Mid-Season Rankings release
- 27-30 NHL All-Star Break (no games played)
- 27-29 No scheduled practices – dressing rooms closed
- 28-30 AHL All-Star Classic (Allentown, Pa.)
- 28 NHL All-Star Skills Competition™
STAPLES Center (Los Angeles, Calif.)
- 29 2017 NHL All-Star Game
STAPLES Center (Los Angeles, Calif.)
- 30 CHL/NHL Top Prospects Game (Quebec City, Que.)
- 31 NHL regular season resumes

FEBRUARY

- 1 Hockey is for Everyone Month
- 18 17th Annual Scotiabank Hockey Day in Canada (Host: Kenora, Ont.)
- 25 2017 Coors Light NHL Stadium Series™
Philadelphia Flyers at Pittsburgh Penguins
Heinz Field (Pittsburgh, Pa.)
- 19-26 Hockey Week Across America (USA Hockey)

MARCH

- 1 Trade Deadline (3 p.m. ET)
- 6-8 NHL General Managers Meeting (Boca Raton, Fla.)

APRIL

- 6-8 NCAA Frozen Four (United Center, Chicago, Ill.)
- 9 Last day of regular season
Final regular season game at Joe Louis Arena (5 p.m.)
- 10 NHL Central Scouting Final Rankings release
- 12 Stanley Cup Playoffs begin
- 13-23 IIHF Under-18 World Championship (Slovakia)
- TBA 2017 NHL Draft Lottery

MAY

- 5-21 IIHF World Championship (Cologne, Germany & Paris, France)
- 18-28 CHL Memorial Cup (Windsor, Ont.)
- 28 – June 3 2017 NHL Combine (Buffalo, N.Y.)

JUNE

- 14 Last possible day for 2017 Stanley Cup Final
- 23-24 2017 NHL Draft (United Center, Chicago, Ill.)
- TBA 2017 NHL Awards

JULY

- 1 Free agency begins (12 p.m. ET)
- 5 Deadline for player-elected salary arbitration notification (5 p.m.)
- 6 Deadline for club-elected salary arbitration notification (5 p.m.)
- 20 – Aug. 4 Salary arbitration hearings held

AUGUST

- 6 Deadline for salary arbitration decisions to be rendered

Abduction: Movement of a joint away from the center of the body.

AC Joint (Acromioclavicular joint): Joint of the shoulder where acromion process of the shoulder blade and the distal end of the collarbone meet; most shoulder separations occur at this point.

Adduction: Movement of a joint toward the center of the body.

Adhesion: Abnormal adherence of collagen fibers to surrounding structures during immobilization following trauma or as a complication of surgery which restricts normal elasticity of the structures involved; or scar tissue which forms after trauma or surgery which can restrict normal motion.

Aerobic: Exercise in which energy needed is supplied by oxygen inspired and is required for sustained periods of vigorous exercise with a continually high pulse rate.

Anabolic Steroids: Steroids that promote tissue growth by creating protein in an attempt to enhance muscle growth. The main anabolic steroid is testosterone (male sex hormone).

Anaerobic: Exercise without the use of oxygen as an energy source; short bursts of vigorous exercise.

Anterior Cruciate Ligament (ACL): A primary stabilizing ligament within the center of the knee joint that prevents hyperextension and excessive rotation of the joint. A complete tear of the ACL necessitating reconstruction could require up to 12 months of rehabilitation.

Anti Inflammatory: Any agent which prevents inflammation, such as aspirin or ibuprofen.

Arteriogram: A film demonstrating arteries after injection of a dye.

Arthrogram: X ray technique for joints using air and/or dye injected into the affected area; useful in diagnosing meniscus tears of the knee and rotator cuff tears of the shoulder.

Arthroscope: An instrument used to visualize the interior of a joint cavity.

Arthroscopy: A surgical examination of the internal structures of a joint by means of observation through an arthroscope. An arthroscopic procedure can be used to remove or repair damaged tissue or as a diagnostic procedure in order to inspect the extent of any damage or confirm a diagnosis.

Atrophy: To shrivel or shrink from disuse; as in muscular atrophy.

Baker's Cyst: Localized swelling of a bursa sac in the back of the knee as a result of fluid that has escaped from the knee capsule. A Baker's cyst indicates that there is a trauma inside the knee joint that leads to excessive fluid production.

Bone Scan: An imaging procedure in which a radioactive labeled substance is injected into the body to determine the status of a bone injury. If the radioactive substance is taken up by the bone at the injury site, the injury will show as a 'hot spot' on the scan image. The bone scan is particularly useful in the diagnosis of stress fractures.

Bursa: A fluid filled sac located in areas where friction is likely to occur. The bursa sac minimizes the friction, for example, between a tendon and bone.

Cartilage: Smooth, slippery substance preventing two ends of bones from rubbing together and grating. Most joints use this to cover bones next to each other. A meniscus is made of cartilage.

CAT Scan (Computerized Tomography): Use of a computer to produce a cross-sectional view of the anatomical part being investigated from x ray data.

Chondromalacia: Roughening of the articular cartilage. Best known for the roughening of the underside of the kneecap, which can occur in any kneecap injury.

Clavicle: Collarbone; the bone connecting the breastbone with the shoulder blade.

Closed Reduction: Re-alignment of a fracture or dislocation without surgery.

Coccyx: The 'tailbone,' a group of four vertebrae that are fused together to form a small triangular bone, located at the terminal end of the spine.

Concussion: Jarring injury of the brain resulting in dysfunction. It can be graded as mild, moderate or severe, depending on loss of consciousness, amnesia and loss of equilibrium.

Contusion: An injury to a muscle and tissues caused by a blow from a blunt object.

Corticosteroids: Used to suppress joint inflammation and inflammation in a bursa or near tendons.

Cryotherapy: A treatment with the use of cold.

Cyst: Abnormal sac containing liquid or semi solid matter.

Degenerative Joint Disease: Changes in the joint surfaces as a result of repetitive trauma and 'wear and tear'.

Deltoid Ligament: Ligament that connects the tibia to bones of the medial aspect of the foot and is primarily responsible for stability of the ankle on the medial side. Is sprained less frequently than other ankle ligaments.

Deltoid Muscle: Muscles at the top of the arm, just below the shoulder, responsible for shoulder motions in the front, side and back.

Disc, Intervertebral: A flat, rounded plate between each vertebrae of the spine. The disc consists of a thick fiber ring which surrounds a soft gel like interior. It functions as a cushion and shock absorber for the spinal column.

Dislocation: Complete displacement of joint surfaces.

Electromyogram (EMG): Test to determine nerve function.

Epicondylitis: Inflammation of tendons at the elbow due to overuse. Common in tennis players (outer part of elbow) and golfers (inner part of elbow).

Etiology: Study of the cause of injury and disease.

Extension: Action of straightening of a joint as achieved by an extensor muscle.

Fascia: A connective tissue sheath consisting of fibrous tissue and fat which unites the skin to the underlying tissue.

Fat Percentage: The amount of body weight that is adipose, fat tissue. Fat percentage can be calculated by underwater weighing, measuring select skinfold thickness or by analyzing electrical impedance.

Femur: Thighbone; longest bone in the body.

Fibula: Smaller of the two bones in the lower leg; runs from the knee to the ankle along the outside of the lower leg.

Flexibility: The ability of muscle to relax and yield to stretch forces.

Fracture: Breach in continuity of a bone. Types of fractures include simple, compound, comminuted, greenstick, incomplete, impacted, longitudinal, oblique, open, stress or transverse.

Glenohumeral: The shoulder girdle; consists of the glenoid capsule, head of the humerus and labrum.

Glenoid: Cavity of the scapula into which the head of the humerus fits to form the shoulder girdle.

Glenoid Labrum: A rim of fibrocartilaginous tissue attached around the margin of the glenoid fossa.

Grade One Injury: A mild injury in which ligament, tendon or other musculoskeletal tissue may have been stretched, but not torn or otherwise disrupted.

Grade Two Injury: A moderate injury in which musculoskeletal tissue has been partially, but not totally torn, causing appreciable limitation in function of the injured tissue.

Grade Three Injury: A severe injury in which tissue loss has been significant, and in many cases, totally torn or otherwise disrupted, causing a virtual loss of function.

Groin: Junction of the thigh and abdomen, location of muscles that rotate, flex and adduct the hip.

Hammer Toe: Condition when the first digit of a toe is at a different angle than the remaining digits of the same toe.

Hamstring: Category of muscle that runs from the buttocks to the knee along the back of the thigh. It functions to flex the knee and is often times injured as a result of improper conditioning or lack of muscle flexibility.

Hemarthrosis: Accumulation of blood within a joint as a result of an acute injury.

Hematoma: Mass produced by an accumulation of coagulated blood in a cavity or in soft tissues.

High Ankle Sprain: Disruption of thick connective tissue between the tibia and fibula above the ankle joint.

Hip Pointer: Contusion to the iliac crest.

Hydrotherapy: Treatment using water.

Hyperextension: Extreme extension of a limb or body part.

Ice and Stimulation: Use of ice to reduce inflammation and muscle stimulation by surface electrodes to maintain muscle strength used in rehabilitation of injury.

Iliotibial Band: A thick, wide fascial layer that runs from the iliac crest to the knee joint on the outside of the thigh.

Inflammation: The body's natural response to injury in which the injury site might display various degrees of pain, swelling, heat, redness and/or loss of function.

Isometric Contraction: Muscular contraction in which tension is developed but no mechanical work is done.

Labrum (Labrum Glenoidule): The cartilage of the glenoid cavity in the shoulder. A lip edged or lip like structure.

Lateral Collateral Ligament (LCL): Ligament of the knee along the outer aspect that connects the femur to the fibula. It provides lateral stability to the joint.

Ligament: Band of fibrous tissue that connects bone to bone or bone to cartilage and supports and strengthens joints.

Magnetic Resonance Imaging (MRI): Imaging procedure in which a radio frequency pulse causes certain electrical elements of the injured tissue to react to this pulse and through this process a computer display and permanent film establish a visual image. MRI does not require radiation and is very useful in the diagnosis of soft tissue, disc and meniscus injuries.

Mandible: Jaw bone.

Medial Collateral Ligament (MCL): Ligament of knee along the inner aspect that connects the femur to the tibia.

Meniscus: Crescent-shaped cartilage, usually pertaining to the knee joint; also known as cartilage. There are two menisci in the knee: medial and lateral. These work to absorb weight within the knee and provide stability.

Metacarpals: Five long bones of the hand, joining the fingers to the wrist.

Metatarsals: Five long bones of the foot, running from the ankle to the toes.

Myositis: Inflammation of a muscle.

Open Reduction: Re-alignment of a fracture or dislocation with surgery.

Orthotic: Any device applied to or around the body of physical impairment of disability. Commonly used to control foot mechanics.

Osteochondritis Dessicans: A piece of bone and/or cartilage loosened from its attachment after trauma and a cause of a lesion.

Osteomyelitis: An inflammatory disease of bone caused usually by infection with streptococcus or staphylococcus bacteria.

Patella: The kneecap. The patella functions to protect the distal end of the femur as well as increase the mechanical advantage and force generating capacities of the quadriceps muscle group.

Plantar Fasciitis: Inflammation of the plantar (a thick tissue on the bottom of the foot which helps create the arch) fascia; associated with overuse or acute foot injury.

Posterior Cruciate Ligament (PCL): A primary stabilizing ligament of the knee that provides significant stability and prevents displacement of the tibia backward within the knee joint. A complete tear of this ligament necessitating reconstruction could require up to 12 months of rehabilitation.

Quadricep Muscles: A group of four muscles of the front thigh that run from the hip and form a common tendon at the patella; they are responsible for knee extension.

Radius: Bone in the forearm from elbow to the thumb side of the wrist.

Reconstruction: Surgical rebuilding of a joint using natural, artificial or transplanted materials.

Rotator Cuff: Comprised of four muscles in the shoulder area that can be irritated by overuse. The muscles are the supraspinatus (most commonly injured), infraspinatus, teres minor and subscapularis.

Sacroiliac: Junction of the sacrum, the lower back bone, with the pelvis.

Sacrum: Group of five fused vertebrae located just below the lumbar vertebrae of the lower back, which form part of the pelvis.

Scapula: Shoulder blade.

Sciatica: Irritation of the sciatic nerve resulting in pain or tingling running down the inside of the leg.

Sciatic Nerve: Major nerve that carries impulses for muscular action and sensations between the low back and thigh and lower leg; it is the longest nerve in the body.

Shin Splint: A catch all syndrome describing pain in the shin that is not a fracture or tumor and cannot be defined otherwise.

Spleen: Large, solid organ responsible for the normal production and destruction of blood cells located under the left rib cage.

Spondylosis: Abnormal vertebral fixation or immobility, or a general term for arthritis of the spine.

Sprain: Injury resulting from the stretching or twisting of the joint and causes various degrees of stretching or tearing of a ligament or other soft tissue at the joint.

Strain: Injury resulting from a pulling or torsion to the muscle or tendon that causes various degrees of stretching or tearing to the muscle or tendon tissue.

Stress Fracture: A hair line type of break in a bone. Caused by overuse.

Subluxation: Partial dislocation of a joint. The term usually implies that the joint can return to a normal position without formal reduction.

Synovial Fluid: Lubricating fluid for joints and tendons, produced in synovium, or the inner lining of a joint.

Synovitis: Inflammation of the synovial lining of a joint.

Talus: The ankle bone that articulates with the tibia and fibula to form the ankle joint.

Tarsals: Group of seven bones of the foot consisting of the calcaneus, talus, cuboid and three cuneiform bones.

Tendinitis: Inflammation of the tendon and/or tendon sheath, caused by chronic overuse or sudden injury.

Tendon: Tissue that connects muscle to bone.

Tenosynovitis: Swelling or inflammation of a tendon sheath caused by calcium deposits, repeated strain or trauma.

Tibia: Shin bone; larger of the two bones of the lower leg and is the weight bearing bone of the shin.

Transcutaneous Electrical Nerve Stimulator (TENS): An electrical modality that sends a mild current through pads at the injury site which stimulates the brain to release the natural analgesic endorphin.

Transverse Process: Small lateral projection off the right and left side of each vertebrae that functions as an attachment site for muscles and ligaments of the spine.

Triceps: Muscle of the back of the upper arm, primarily responsible for extending the elbow.

Ulna: Inner bone of the forearm that runs from the tip of the elbow to the little finger side of the wrist.

Ulnar Nerve: Nerve in the elbow commonly irritated from excessive throwing.

Ultrasound: An electrical modality that transmits a sound wave through an applicator into the skin to the soft tissue in order to heat the local area for relaxing the injured tissue and/or disperse edema. . . Also a type of imaging study for certain body areas.

"Wind Knocked Out": Syndrome describing a contraction of the abdominal nerve trunk, the solar plexus, as a result of an abdominal contusion.

HOW TO FIGURE

**** NOTE:** No individual skater/goaltender statistics apply for the shootout

ASSIST:	An assist is awarded to the player or players (maximum of two) who touched the puck prior to the goal, provided no defender plays or possesses the puck in between.
GAME PLAYED:	A player receives credit for playing in a game if: i) he steps on the ice during time played or; ii) serves any penalty.
GAME-WINNING GOAL:	After the final score has been determined, the goal which leaves the winning Club one goal ahead of its opponent is the game-winning goal (example: if Team A beats Team B 8-3, the player scoring the fourth goal for Team A receives credit for the game-winning goal).
GOAL:	A goal is awarded to the last player on the scoring Club to touch the puck prior to the puck entering the net.
GOALS-AGAINST AVERAGE:	Multiply goals allowed (GA) by 60 and divide by minutes played (MINS).
GOALTENDER:	A goaltender receives a "W" for a win in regulation, overtime or shootout; an "L" for a loss in regulation; or an "OT" for a loss in overtime or shootout.
PENALTY-KILLING PCT.:	Subtract total number of power-play goals allowed from total number of shorthanded situations to get total number of power-plays killed. Divide the total number of power-plays killed by the total number of shorthanded situations.
PLUS-MINUS:	A player receives a "plus" if he is on the ice when his Club scores an even-strength or shorthand goal. He receives a "minus" if he is on the ice for an even-strength or shorthand goal scored by the opposing Club. The difference in these numbers is considered the player's plus-minus statistic.
POWER-PLAY GOAL:	A goal scored by a Club while it has a manpower advantage due to an opponent's penalty. Following are some examples of what is and is not considered a power-play goal: <ul style="list-style-type: none">• if a Club has an advantage on a minor penalty starting at 2:02 of the period and it scores at 4:02, the goal is not a power-play goal.• if a Club scores on a delayed penalty, the goal is not a power-play goal.• if a Club has an advantage due to a five-minute major or match penalty, that Club is always credited with having one more advantage than the number of power-play goals it scores during that advantage, because the penalty does not expire. A new advantage begins after each power-play goal. For example, if Team A scores three goals during a major penalty, it is credited with four advantages.• if a Club is on a power-play for any length of time, it is considered to have had an advantage.• if a minor penalty is incurred by a Club on a power-play due to a major penalty, a new advantage is given to that Club when its minor penalty expires, provided the opponent's major penalty is still in effect.
POWER-PLAY PERCENTAGE:	Total number of power-play goals divided by total number of power-play opportunities.
SAVE PERCENTAGE:	Subtract goals allowed (GA) from shots against (SA) to determine saves. Then divide saves by shots-against.
SHOOTING PERCENTAGE:	Divide the number of goals scored by the number of shots taken.
SHORTHANDED GOAL:	A goal scored by a Club while it is at a manpower disadvantage. The same cases apply for shorthand as for power-play goals, but in the opposite manner.
SHOT ON GOAL:	If a player shoots the puck with the intention of scoring and if that shot would have gone in the net had the goaltender not stopped it, the shot is recorded as a "shot on goal".
SHUTOUT:	If two goaltenders combine for a shutout, neither receives credit for the shutout. Instead it is recorded as a Club shutout.
TENTHS OF A SECOND:	If a penalty or goal occurs in the last minute, the time is rounded off to the previous second (ex: if a penalty is called with 12.4 seconds left in a period, the time is indicated as 19:47 and not 19:48.)
COACHES RECORD:	A coach receives a "W" for a win in regulation, overtime or shootout; an "L" for a loss in regulation; or an "OT" for a loss in overtime or shootout.



16-17 CAROLINA HURRICANES SEASON SCHEDULE

SEPTEMBER P PRESEASON

SUN	MON	TUE	WED	THU	FRI	SAT
25	WSH 7:00 P 26	TB 7:30 P 27	28	29	TB 7:30 P 30	

OCTOBER

SUN	MON	TUE	WED	THU	FRI	SAT
						1
☆ HOME OPENER						
MIN 6:00 P 2	3	BUF* 7:00 P 4	BUF* 7:00 P 5	6	WSH 7:30 P 7	8
9	10	11	12	WPG 8:00 13	14	15
VAN 10:00 16	17	EDM 9:00 18	19	CGY 9:00 20	21	PHI 7:00 22
23	24	DET 7:30 25	26	27	NYR 7:30 ★ 28	29
PHI 5:00 30	31					

*Oct. 4: Lakeview Arena, Marquette, MI
*Oct. 5: Essar Centre, Sault Ste. Marie, Ont.

NOVEMBER

SUN	MON	TUE	WED	THU	FRI	SAT
		OTT 7:30 1	2	3	4	NSH 8:00 5
NJ 6:00 6	7	NJ 7:00 8	9	ANA 7:00 10	11	WSH 7:00 12
13	14	SJ 7:00 15	16	17	MTL 7:30 18	19
WPG 5:00 20	21	TOR 7:00 22	23	MTL 7:30 24	25	OTT 7:00 26
FLA 6:00 27	28	NYR 7:00 29	30			

DECEMBER

SUN	MON	TUE	WED	THU	FRI	SAT
				BOS 7:00 1	2	NYR 1:00 3
TB 5:00 4	5	6	ANA 10:30 7	LA 10:30 8	9	SJ 10:30 10
11	12	VAN 7:00 13	14	15	WSH 7:30 16	BUF 7:00 17
18	DET 7:00 19	20	21	BUF 7:00 22	BOS 7:30 23	24
25	26	27	PIT 7:00 28	29	CHI 7:30 ▲ 30	TB 7:00 31

HOME AWAY Third Jersey @NHLCanes South Plaza Party Hurricanes Homegrown Series

JANUARY

SUN	MON	TUE	WED	THU	FRI	SAT
1	2	NJ 7:00 3	4	STL 8:00 5	CHI 8:30 6	7
BOS 5:00 ▲ 8	9	CBJ 7:00 10	11	12	BUF 7:30 13	NYI 7:00 14
15	16	CBJ 7:00 17	18	19	PIT 7:00 20	CBJ 5:00 21
22	WSH 7:00 23	24	25	LA 7:00 26	27	28
29	30	PHI 7:00 31				

Jan. 28 & 29: NHL All-Star Weekend

FEBRUARY

SUN	MON	TUE	WED	THU	FRI	SAT
			1	2	EDM 7:30 3	NYI 7:00 4
5	6	WSH 7:00 7	8	9	10	DAL 2:00 11
12	13	14	15	16	COL 7:30 ▲ 17	18
TOR 7:30 19	20	PIT 7:00 21	22	23	OTT 7:30 24	25
CGY 3:00 26	27	FLA 7:30 28				

MARCH

SUN	MON	TUE	WED	THU	FRI	SAT
			TB 7:00 1	2	ARI 7:30 3	4
ARI 8:30 5	6	COL 9:00 7	8	9	NYR 7:00 10	TOR 7:00 11
12	NYI 7:30 13	NYI 7:00 14	15	MIN 7:00 16	17	NSH 7:00 ▲ 18
PHI 7:30 19	20	FLA 7:30 21	22	MTL 7:30 23	24	NJ 7:00 25
26	27	DET 7:00 28	29	CBJ 7:00 30	31	

APRIL

SUN	MON	TUE	WED	THU	FRI	SAT
						DAL 7:00 1
PIT 5:00 2	3	MIN 8:00 4	5	6	NYI 7:00 7	STL 7:00 ▲ 8
PHI 7:00 9	10	11	12	13	14	15

TICKETS: 866-NHL-CANES or HURRICANES.COM/TICKETS

For a full broadcast schedule, visit Hurricanes.com/Broadcast.



